

Mon-Thur 8:00-5:30  
Fri 8:00-5:00  
Saturdays 9:00-Noon


1-860-623-1589  
1-860-623-1583  
Fax: 1-860-623-3118

21 Thompson Road  
East Windsor, CT 06088  
sales@fusick.com  
fusickautomotiveproducts.com



Welcome Oldsmobile Cutlass, 442, and Hurst/Olds Owners:

Since 1971

Oldsmobile enthusiasts worldwide turn to Fusick Automotive for their restoration needs. Our commitment to you is proven by the fact that the majority of all reproduction parts for Oldsmobile available originate here with our own tooling dies. We are the largest GM licensed manufacturer of Oldsmobile, 442, Cutlass, Rocket Emblems, as well as Guide Lenses which are all trademarks of General Motors Corporation. Look for our  logo throughout the catalog, which signifies the items that we have manufactured for us.

When requested, our catalogs will be included at no charge with an order. As always you have the option to download the latest versions of our catalogs free of charge via our webpage [www.fusickautomotiveproducts.com](http://www.fusickautomotiveproducts.com). We would like to personally thank you for your patronage, and remind you that our friendly, knowledgeable staff looks forward to serving you.

Sincerely for Oldsmobile,

Office Personnel

*Oldsmobile*

Jason Jutras  
Jason@Fusick.com

Kevin McMahon  
Kevin@Fusick.com

Brandon Smith  
BSmith@Fusick.com

Michael Catania  
MCatania@Fusick.com

Warehouse Personnel

*James Hemingway*

James Hemingway

*Terrance Chase*

Terrance Chase  
Terrance@fusick.com

*Scott Spremulli*

Scott Spremulli

*Matt Spaulth*

Matt Spremulli

*Mike Fusick*

Michael Fusick



*Cutlass*



# EMBLEMS AND SCRIPTS

We stock the largest and most complete selection of emblems and ornamental parts available for 1964-77 Cutlass & 442. All parts listed in the Emblems and Scripts section are manufactured by us. Each part is carefully researched for proper size, color, pin location, and application. All emblems are made using injection die casting methods, chrome plated, and painted the appropriate color(s). Our quality emblems are then inspected and licensed by General Motors.



## 1964-68 442 Emblems

1964-67 442 Emblems are a quality injection die cast product, chrome plated and painted in the correct tri-color. Each emblem has red, red/orange, and yellow/orange sections as original. 1968 442 Emblems are also die cast, chromed and painted the correct semi-flat black. General Motors has inspected and licensed all our 442 emblems.

**1964-65 442 Emblems:** Fit on the front fenders and trunk of 1964 442's, and the rear quarter panels and trunk on 1965 442's. 1964 owners must drill an extra hole to mount the emblems. Includes fasteners.

Manufactured with all new tooling.

<b>SE645</b>	442 Emblem	1964-65 442	45.00 ea.
<b>SE650</b>	442 Grille Emblem	1965 442	55.00



**1966 442 Emblems:** Three separate emblems are used on the 1966 442. Chrome plated, tri-color emblems include fasteners.

<b>SE66G</b>	442 Grille Emblem	1966 442	59.00
<b>SE66F</b>	442 Quarter Emblem	1966 442	52.00 ea.
<b>SE73T</b>	442 Trunk Emblem	1966-67 442	52.00



**1967 442 Emblems:** Grille bar and emblem, and the trunk emblem are tri-color on chrome plating. The fender emblem has black highlights in the tri-color section. Fasteners included only with the fender and trunk emblems. Please note the SE67GB picture shown is cropped to show detail. Bar extends the entire grille and is 24 1/2" in length.

<b>SE67GB</b>	442 Grille Bar	1967 442	129.00
<b>SE67F</b>	442 Fender Emblem	1967 442	52.00 ea.
<b>SE73T</b>	442 Trunk Emblem	1966-67 442	52.00



**1968 442 Emblems:** Grille emblem is one piece and conforms to the curvature of the grille. The trunk emblem is also one piece, while the fender emblems are a set of 3 individual numbers. Chrome plated with satin black painted highlights. All emblems include fasteners.

<b>SE68G</b>	442 Grille Emblem	1968 442	69.00
<b>SE68T</b>	442 Trunk Emblem	1968 442	65.00
<b>SE790F</b>	442 Fender Emblem	1968 442	42.00 ea. set

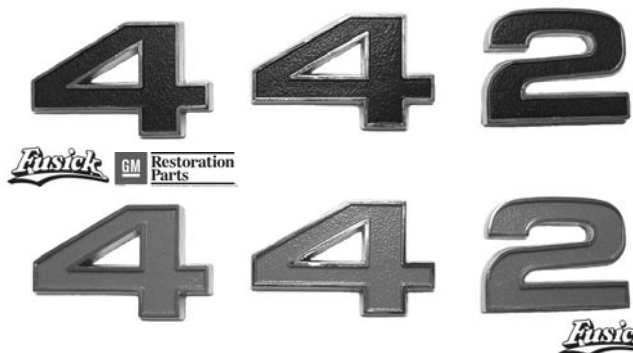


# 1969-75 442 Emblems

1969-75 442 Emblems are a quality injection die cast product, chrome plated and painted where applicable with the correct finish. General Motors has inspected and licensed all our 442 emblems. Look for the GM Restoration Parts and Fusick Automotive Products, Inc. license tags on all 442 Emblems.

**1969-73 442 Emblems:** 1969-70, & 1973 442 models used a header panel emblem set mounted between grilles. Front fender 442s were used on all 1969-73 and 1969-72 models were complimented with 442 trunk numerals. Our emblems are manufactured from high pressure injection tooling. Original factory samples were provided to attain the correct textured-grain finish. All emblems include fasteners. For the restorer that requires the correct emblem location, we offer a Template Kit for all 1970-72 442 and/or W30 front fenders and trunk installation.

<b>SE234F</b>	1969-70 442 and 1973 442 Header Emblem	39.50 set
<b>SE223F</b>	1969-73 442 Fender Emblems	39.50 ea. set
<b>SE678T</b>	1969-72 Trunk Emblem	39.50 set
<b>T7072</b>	1970-72 Numeral Location Template	37.00



## 1971 & 1972 442 Grille Emblems:

1971 grille emblem has a chrome rim with painted black center while 1972 grille emblem has a chrome rim with painted red center. Each set includes fasteners.

<b>SE71G</b>	1971 442 Grille Emblem	39.50 set
<b>SE72G</b>	1972 442 Grille Emblem	39.50 set

**1974-75 442 Emblems:** Die cast chrome plated 442 emblem with the correct brushed finish. 1974 442s were identified with emblems on the grille, front fenders and trunk. 1975 442 emblems are mounted on each of the front fenders and trunk. Fasteners included with all emblems.

<b>SE65F</b>	1974-75 442 Fender Emblems	65.00 ea.
<b>SE55G</b>	1974 442 Grille Emblem	85.00
<b>SE77T</b>	1974-75 442 Trunk Emblem	80.00



## W30, W31 & SX Fender Emblems

**1970-72 W30 Fender Emblem:** This emblem is located on the front fender below 442 emblems on 1970-72 W30 optioned 442's. 4 1/2" long, two studs with fasteners included. Chrome with black painted highlights.

<b>SE95F</b>	W30 Emblem	1970-72 W30	29.50 ea.
--------------	------------	-------------	-----------

**1970 W31 Fender Emblem:** Emblem mounts on fender of W31 optioned F-85, Cutlass, and Cutlass 'S' Models. 4" x 1" chrome plated emblem with black highlights. Two studs with fasteners included.

<b>SE31F</b>	W31 Emblem	1970 W31	29.50 ea.
--------------	------------	----------	-----------

## 1970-71 Cutlass Supreme 'SX' Fender Emblem:

2 1/2" x 1 1/4" chrome plated emblem with black painted highlights. Identifies 1970-71 Cutlass Supreme models with 'SX' option.

<b>SE98F</b>	'SX' Emblem	1970-71 SX	35.00 ea.
--------------	-------------	------------	-----------



# 1965-77 Cutlass Scripts

These excellent reproduction scripts are injection die cast, chrome plated, and painted as original. All OLDSMOBILE and CUTLASS scripts in this catalog are inspected, approved, and licensed by General Motors. Look for the GM Restoration Parts and Fusick Automotive Products, Inc license tags on all 'Oldsmobile' and 'Cutlass' scripts you purchase. These are the best quality scripts available on the market today.



## 1965 Front Fender, 1966 Rear Quarter 'Cutlass' Script:

Chrome plated script fits 1965 Cutlass on both front fenders and both rear quarters of 1966 Cutlass. Three mounting studs, includes fasteners.

**SE14F** Cutlass Script 1965-66 All Cutlass 45.00 ea.



**1966-67 'Cutlass' Trunk Script:** Chrome plated with black highlights, two studs with fasteners. Mounted on both 1966 and 1967 Cutlass on passenger side of trunk lid.

**SE71T** Cutlass Script 1966-67 Cutlass 45.00

**1967 'Cutlass' Fender Script:** Three studs with fasteners. Chrome plated Cutlass Script with black highlights. Located on all Cutlass and Cutlass Supreme models on front fenders.

**SE55F** Cutlass Script 1967 Cutlass 45.00 ea.



**1968-69 'Cutlass' Scripts:** Fender and trunk Cutlass scripts. Chrome plated with black highlights. Cutlass Scripts apply to both Cutlass and Cutlass Supreme models. Fasteners are included.

**SE81F** Cutlass Fender Script 1968-69 Cutlass 35.00 ea.

**SE43T** Cutlass Trunk Script 1968 Cutlass 40.00

**SE72T** Cutlass Trunk Script 1969 Cutlass 40.00

**1970 'Cutlass' Fender and Trunk Scripts:** Scripts used on 1970 Cutlass and Cutlass Supreme models on both fenders and trunk. Chrome plated with black highlights. Includes fasteners.

**SE48F** Cutlass Fender Script  
1970 Cutlass & Cutlass Supreme 32.00 ea.

**SE70T** Cutlass Trunk Script 1970 Cutlass 35.00



**1971-72 'Cutlass' Fender and Trunk Scripts:** Chrome plated, correct script without highlights. Cutlass script is used on Cutlass and Cutlass Supreme models in 1971-72. Fasteners included.

**SE12F** Fender Script 1971-72 Cutlass 32.00 ea.

**SE57T** Trunk Script 1971-72 Cutlass 35.00



# 1967-72 'OLDSMOBILE' Scripts and Letter sets

All Oldsmobile scripts and letter sets are inspected, licensed and approved by General Motors. Excellent quality chrome with the correct painted highlights where originally used.

**1967 'OLDSMOBILE' Grille Bar Emblem:** Fits all 1967 Cutlass and Cutlass Supreme on grille bar.  
 Chrome plated with black highlights. Fasteners included.  
**SE49G** Grille Bar Emblem 1967 all except 442 49.50



**1968-70 'OLDSMOBILE' Hood Script:** Correct die cast chrome plated with black highlights. Fits 1968-69 exc. 442, 1970 442 except Ram Air. Includes fasteners.  
**SE74H** 'OLDSMOBILE' script 1968-70 37.50

**1970 Cutlass 'S' and Rallye 350 'OLDSMOBILE' Grille Script:** Die cast script with three special studs and fasteners to mount on the grille. Chrome plated with black highlights. This script applies to 1970 Cutlass 'S' and Rallye 350 models only.  
**SE97G** Grille script 1970 Cutlass S & R350 40.00



**1970 Cutlass Supreme 'Oldsmobile' Grille Script:** Chrome 'Oldsmobile' script for grille on all 1970 Cutlass Supreme models. Fits our Supreme Grilles perfectly (page 12). Special bracket for mounting is included.  
**SE39G** 'Oldsmobile' Grille Script 1970 Cutlass Supreme 40.00

**1971 Cutlass 'S', 1972 All Cutlass except 442 'OLDSMOBILE' Grille Script:** Chrome plated die cast script, with three studs and fasteners to mount on the grille.  
**SE25G** Grille script 1971 Cutlass S, 1972 All exc. 442 40.00



**1971 Cutlass Supreme Grille Script:** Chrome plated 'Cutlass Supreme' script used on 1971 Supreme models only. Please note: This emblem is supplied by an outside source, it is a softer spin cast version, not the injection tooling like our other emblems.  
**SE87G** 1971 Cutlass Supreme Grille Script 39.50

**1971-72 'OLDSMOBILE' Hood Script:** Chrome script that includes fasteners, fits 1971 442 except OAI, 1972 Cutlass and Cutlass Supreme W29 and 442s with steel hood.  
**SE02H** 'OLDSMOBILE' Hood Script 40.00



**1971-72 'OLDSMOBILE' Trunk Letter Set:** This set of 10 letters fits 1971-72 Cutlass Supreme coupes and convertibles on the trunk lid. Excellent chrome finish with black painted highlights in center of letters. Includes barrel nut fasteners.  
**L712T** 'Oldsmobile' Trunk Letter set 1971-72 Cutlass Supreme 79.50 set




# 1965-72 Rocket Emblems

The Rocket Emblems below are injection die cast and chrome plated, then carefully painted correct Claret Poly (maroon) with black highlights where needed. Each Rocket Emblem is inspected, approved, and licensed by General Motors.

## 1965 All Cutlass and 442 Hood

**Rocket Emblem:** 5 1/2" tall, chrome plated, with claret poly paint in the rocket tail and the ribbed background. Two mounting studs as original with fasteners.

**SE03H** Rocket Emblem  
1965 all Cutlass/442 55.00



## 1968 442 Convertible Trunk Rocket

**Emblem:** 4" chrome plated Rocket Emblem with claret poly painted rocket tail and ribbed background area. Two studs, one using a self tapping nut and the other a barrel nut as original. Fasteners included.

**SE33T** Rocket Emblem  
1968 442 Conv only 40.00



**1966 Cutlass and 442, 1967 Deluxe F-85 Trunk Rocket Emblem:** 4 1/8" tall chrome plated emblem with claret poly paint in the rocket flame and ribbed section. Two mounting studs with fasteners.

**SE78T** Rocket Emblem  
1966 Cutlass and 442, 1967 F85 49.50

## 1969-70 F-85 and Cutlass Supreme Hood

**Extension Rocket Emblem:** 4" tall chrome plated with claret poly paint highlights in ribbed section and rocket tail. Two offset studs, fasteners included.

**SE10H** Rocket Emblem  
1969-70 exc. 442 & 'S' 37.50



## 1966 442 Grille Bar Rocket

**Emblem:** Mounted on center of Grille Bars on all 1966 442 models. Chrome plated with claret poly paint in center and black highlights around edge and in rocket tail. Emblem has tabs on either side to accommodate the grille bars. Fasteners included.

**SE16G** 1966 442 Grille Bar Rocket  
129.00



## 1970 F-85, Cutlass, Cutlass Supreme, Rallye 350, 1972 Cutlass 'S' Trunk Rocket

**Emblem:** 4 3/4" tall x 1 3/4" wide, chrome plated Rocket Emblem with black painted highlights in rocket and border. Hole in emblem surrounds trunk lock. Three studs, with fasteners included.

**SE69T** Rocket Emblem  
1970 exc 442, 1972 'S' 40.00



**1967 Cutlass F-85 Deluxe Front Fender Rocket Emblem:** Chrome plated 3 1/2" tall fender rocket emblem has center section painted claret poly. Two studs with fasteners included. For models 3500-3600.

**SE56F** Rocket Emblem  
1967 F-85 Deluxe 40.00 ea.



## 1971 All Models Rocket Emblem between Grilles:

**5" tall chrome plated Rocket Emblem** has black highlights in the border and the tail of the rocket. Background is open as original. Mounts on plastic shield between grilles. Two studs with speed nut fasteners included.


**SE01RE** Rocket Emblem  
1971 all models 37.50



## 1968 442 2 Door Hardtop and Sport Coupe Trunk Rocket Emblem:

Die cast 4" tall chrome plated Rocket Emblem with claret poly painted rocket tail and ribbed area as original. One stud uses a self tapping nut and the other uses a barrel nut.

**SE32T** Rocket Emblem  
1968 all 2 Door 40.00



**1972 All Models Rocket Emblem between Grilles:** 5" tall chrome plated Rocket Emblem has black paint on the tail of the rocket and solid black painted background. Mounts on plastic shield between grilles. Two studs with fasteners included.

**SE32F** Rocket Emblem 1972 all 37.50

# 1967-75 Cutlass Supreme 'C/S' and Cutlass 'S' Emblems

## 1967, 1970-72 C/S Emblems

### 1967 Cutlass Supreme

#### Convertible Fender C/S Emblem:

This emblem is located on the fenders of 1967 Cutlass Supreme Convertibles only. 3 1/4" tall, chrome plated with claret poly highlights and background. Two studs with fasteners included.

#### SE58F Fender C/S Emblem

1967 Cutlass Supreme Conv. 45.00 ea.



### 1969-70 Cutlass 'S' Hood Extension

**Emblem:** 4" tall chrome plated Hood 'S' Emblem. Claret Poly background and black highlights around edge and in the 'S'. Two mounting studs with fasteners included.

SE11H 'S' 1969-70 Cutlass S 37.50 ea.



### 1967 Cutlass Supreme and 442

**C/S Trunk Emblem:** Trunk C/S Emblem is used on 1967 Cutlass Supreme and all 442s. 3 3/4" tall chrome plated emblem with two studs, includes fasteners. Claret poly painted background and C/S portion.

New adjusted tooling.

#### SE75T Trunk C/S Emblem

1967 Cutlass Supreme & 442 55.00



### 1968 Cutlass 'S' Coupe Trunk

**Emblem:** 4" tall chrome plated 'S' emblem applies to holiday coupe and sport coupe models only. Claret Poly background and correct black highlights. Uses one speed nut and one barrel nut fastener, included.

#### SE34T 'S' Trunk Emblem

1968 Cutlass 'S' 42.00



### 1970-72 Cutlass Supreme 2 and 4

#### Door Hardtop Roof Panel C/S

**Emblem:** Emblem is mounted on roof panel behind rear quarter window. 2 1/2" X 1 1/2" chrome plated emblem with black highlights in the letters and scroll work as original. Two studs with barrel nut fasteners included.

#### SE64RP C/S Roof Emblem

1970-72 Supreme 39.50 ea.



### 1968-70 Cutlass 'S' Emblem:

3" tall chrome plated 'S' Emblem. Painted correct claret poly maroon in background and black highlights around edge and in the 'S'. Also used on Rallye 350 Cutlass 'S' models. Does not fit cars with the optional chrome side molding.

SE07F 'S' Emblem 1968-70 'S' 37.50 ea.



### 1972 Cutlass 'S' Front Fender Emblem:

2 1/2" tall chrome plated 'S' emblem has claret poly background and black highlights around edge and in the 'S'. Two mounting studs with fasteners included.

#### SE72F 'S' Emblem

1972 Cutlass 'S' 32.00 ea.

## 1968-72 Cutlass 'S' Emblems



### 1968 Cutlass 'S' Hood Emblem:

4" tall chrome plated Hood 'S' Emblem. Claret poly background with black highlights around edges and in the 'S'. Mounts on hood above the grille on all Cutlass 'S' Models. Two studs with fasteners included.

SE68HS 'S' 1968 Cutlass S 37.50 ea.



**1973-75 Fender 'S' Emblem:** Fits front fenders on all 1973-75 Cutlass 'S' and Hurst Olds models. Chrome 'S' with red background. Two mounting studs per original, fasteners included.

#### SE735FS 'S' Front Fender

Emblem 1973-75 'S' 49.00 ea.



# 1973-77 Cutlass, Cutlass Salon and Cutlass Supreme Emblems



## 1973-77 'Cutlass' Fender Scripts:

Chrome plated, correct script without highlights. Cutlass script is used on Cutlass and Cutlass S models only in 1973-77. Fasteners included.

SE12F 'Cutlass' Fender Script 1973-77 Cutlass 32.00 ea.

**1973-77 Cutlass Salon Fender Scripts:** Quality chrome plated 'Salon' script fits front fenders on all 1973-77 Cutlass Salon models. Fasteners included.

SE7382F 'Salon' Fender Script 1973-77 Cutlass Salon Models 39.50 ea.



**1973-77 'Oldsmobile' Trunk Script:** Oldsmobile script used on trunk lid of 1973-77 Cutlass models. Mounts with included fasteners on the passenger side of trunk lid.

SE7366T 'Oldsmobile' Trunk script 1973-77 Cutlass 59.50

## 1973-77 'Cutlass Supreme' Fender and Trunk Scripts:

Fits all 1973-77 Cutlass Supreme models on front fenders and trunk. Excellent quality die cast chrome plated scripts. Speed nut fasteners supplied with all scripts.

SE39F 'Cutlass Supreme' Fender Scripts 1973-77 65.00 ea.

SE17T 'Cutlass Supreme' Trunk Script 1973-77 69.00



## 1974-75 & 1976-77 Cutlass Supreme Roof Panel Emblems:

1974-75 emblem is cast chrome plated with correct rocket and red background. 1976-77 emblem is cast chrome plated with black background. Both emblems use correct clear epoxy process. Push in barrel nut fasteners included.

SE745RP Roof Panel Rocket (Red) 1974-75 Cutlass Supreme 45.00 ea.

SE767RP Roof Panel Rocket (Black) 1976-77 Cutlass Supreme 45.00 ea.



**1976-77 Cutlass Supreme Trunk Rocket Emblem:** Excellent quality cast chrome plated emblem. Surrounds trunk lock on all 1976-77 Cutlass Supreme models. Correct black background with clear epoxy process and black paint around edges. Self adhesive material on back.

SE24T Trunk Rocket Emblem 1976-77 Cutlass Supreme 95.00



**1973-77 Cutlass Salon Front Fender & Trunk Flag Emblems:** Excellent chrome plating surrounds flags of the world. For front fenders and trunk lid on all 1973-77 Cutlass Salon models.

SE7391F Fender Flag Emblem 1973-77 Cutlass Salon 75.00 ea.

SE7357T Trunk Flag Emblem 1973-77 Cutlass Salon 48.00

**1973-74 Header Panel Rocket:** Fits on header panel for all 1973-74 Cutlass and 442 models except for Supreme. Beautiful chrome plated emblem with maroon background and clear epoxy covering. Two mounting studs, fasteners included.

SE734H Header Panel Rocket Emblem 1973-74 Cutlass/442 models 62.50



## 1975 & 1976-77 Cutlass Stand Up Header Panel Emblems:

New Stand Up Rocket Emblems for all 1975 Supreme & 1976-77 Cutlass Supreme Brougham-Salon. Chrome base with tension spring and all attaching hardware included. Emblems are finished with a clear epoxy process.

SE75H Stand Up Hood Rocket Emblem (Red) 1975 Cutlass Supreme 129.00

SE767H Stand Up Hood Rocket Emblem (Black) 1976-77 Cutlass Supreme-Brougham-Salon 129.00





# 1968-79 Hurst/Olds Emblems & Decals

Fusick Automotive has obtained licensing permission to manufacture the 1968-79 Hurst/Olds Emblems. Each emblem has been reproduced to original specifications. All emblems have been examined by our quality control and fellow Hurst/Olds enthusiasts. 1968-75 Emblems are all black, white, and red, while 1979 Hurst/Olds use black and gold paint. Inspected, approved, and licensed by General Motors.



**1968 Hurst/Olds Emblem:** 6" X 2" Injection molded plastic chrome plated emblem painted with proper red and black with raised 'Hurst/Olds' letters.

Self adhesive backing.

**SE68LHO** 1968 Hurst/Olds emblems (uses 3) 59.50 ea.



## 1969-75 Hurst/Olds Fender, Trunk, Roof Panel,

**Console Emblems:** Both small and large emblems are chrome plated plastic, painted red, white, and black as original. Large emblem is 4 1/2" X 2 1/4". Three used on 1969, 1972 Hardtop, 1974 and 1975. Two used on 1972 Hurst/Olds Convertible and 1973 uses just one large emblem. 2 1/2" X 1 1/4" small emblem is used on 1973-75 Hurst/Olds shift console and 1975 H/O Roof Panel (uses 2). Self adhesive.

**SE69SHO** Small H/O Emblem 39.00 ea.

**SE69LHO** Large H/O Emblem 52.00 ea.

## 1973-75 Hurst/Olds

**Front End Panel Stand Up Emblem:** 2 1/2" tall emblem has spring-loaded mounting stud like original. Chrome plated with black background highlighting the 'OLDSMOBILE' script. Mounting nut and plastic mounting base included. Very expensive emblem assembly to manufacture.

**SE735HO** Hurst/Olds stand up Hood Emblem 179.00



**1979 Hurst/Olds Roof Panel and Trunk Emblems:** Both large and small emblems are chrome plated plastic, painted gold and black as original. 4 1/2" X 2 1/4" large emblem is used on roof panel (2 required), and trunk. 2 1/2" X 1 1/4" small emblem used on the console. Self adhesive.

**SE79SHO** Small H/O Emblem 45.00 ea.

**SE79LHO** Large H/O Emblem 69.00 ea.

## 1968-69 Hurst/Olds Glove Box Decals



## 1968 Hurst/Olds Glove Box Decal:

Die cut on self adhesive aluminum ribbed background with Red and Black highlights as original.

**SE68HO** 1968 H/O Glove Box Decal 25.00



## 1969 Hurst/Olds Glove Box Decal:

Die cut on self adhesive aluminum. Printed in red and black as original.

**SE69HO** 1969 H/O Glove Box Decal 25.00

## 1973 Hurst/Olds Opera Window Decals:

Red, white, black, and silver color decal on translucent background. This decal mounts face outward on the inside of the opera window on all 1973 Hurst/Olds.



**OW73HO** 1973 Opera Window Decals 39.00 pair

## 1969 Hurst/Olds Hood Scoop Decals:

1969 'H/O 455' Decal in black & gold vinyl. Sold in pairs for left and right side of H/O hood scoop. Decal has correct angle to match scoop angle.

**DC34** 1969 H/O Decal 35.00 pair




# 1966-72 442, Cutlass S & Cutlass Supreme Grilles

For over 25 years we have been the exclusive manufacturers of Grilles for 1966-72 Cutlass-442 and Hurst/Olds. Each Grille is the result of many hours of market research, testing, and large initial investment. With the exception of the 1966 442 stamped aluminum Grille, our grilles are 100% ABS plastic using modern materials and equipment. Our Grilles are more durable while retaining the authentic appearance.

## 1966 442 Grille, Grille Bars and Rocket Emblem

1966 442 Grille is stamped aluminum and painted black. Grille Bars are two pieces and connect in the middle at the Rocket Emblem. Our Grille Bars are manufactured to accept the most common design grille (grille bars have three mounting studs) and should be ordered in conjunction with the grille.

<b>G6668</b>	1966 442 Grille	219.00
<b>SE66GB</b>	1966 442 Chrome Grille Bars	229.00 pr.
<b>SE16G</b>	1966 442 Grille Bar Rocket Emblem	129.00
<b>66GMK</b>	1966 Grille Mounting Screw Kit	15.50



## 1967 442 Grille and Grille Bar

The SE67GB is painted the correct tri-colors and the grille is black plastic as original. 442 Grille Bar is inspected, approved and licensed by General Motors.

<b>G6742</b>	1967 442 Grille	179.00
<b>SE67GB</b>	1967 442 Grille Bar and Emblem	129.00
<b>67GMK</b>	1967 Grille Mounting Screw Kit	15.50



## 1968 442 Grille

One piece, black plastic 442 Grille with silver lower base as original. Manufactured using high pressure injection molded ABS plastic. The 442 Grille can be installed on all other 1968 Cutlass, Cutlass Supreme, and Vista Cruiser models. 1968 442 Grille Emblem is sold separately.

<b>G6840</b>	1968 442 Grille	189.00
<b>SE68G</b>	1968 442 Grille Emblem	69.00
<b>68GMK</b>	1968 Grille Mounting Screw Kit	15.50



## 1968 F85, Cutlass S & Cutlass Supreme Grille

New reproduction features sheetmetal filler panel attached to plastic grille. Grille is used on all 1968 F-85, Cutlass and Cutlass Supreme models except 442.


<b>G6894</b>	1968 Cutlass Grille	319.00
<b>68GMK</b>	1968 Grille Mounting Screw Kit	15.50



## 1969 442 Grilles

The 1969 442 Grilles we manufacture are a perfect replacement for cracked or broken originals. 100% ABS black plastic with dull aluminum borders. These Grilles will fit any 1969 Cutlass, Cutlass Supreme, or Vista Cruiser. Sold in pairs only.

<b>G6980/81</b>	1969 442 Grilles	299.00 pr.
<b>69GMK</b>	1969 Grille Mounting Screw Kit	15.50



## 1970 442, Cutlass Supreme & Cutlass S Grilles

The 1970 442 Grille was our first grille reproduced for enthusiasts. Our grilles excel in quality and durability. High quality ABS plastic is painted traditional dull aluminum with semi-gloss black highlighting where originally used. All grilles are sold in pairs only. 'Oldsmobile' grille scripts shown in photos, sold separately.

<b>G7084/5</b>	1970 442 Grilles	279.00 pr.
<b>G7006/7</b>	1970 Cutlass Supreme Grilles	279.00 pr.
<b>SE39G</b>	1970 Supreme 'Oldsmobile' Grille Script	40.00
<b>G7090/1</b>	1970 Cutlass S & F85 Grilles	339.00 pr.
<b>SE97G</b>	1970 S & F85 'Oldsmobile' Grille Script	40.00
<b>70GMK</b>	1970 Grille Mounting Screw Kit	15.50

GM Restoration Parts

G7090/1



G7084/5



GM Restoration Parts

G7006/7



## 1971-72 442 Grilles

The 1971-72 442 Grilles were our most complex project. Grille bodies are 100% ABS injection molded plastic. The outer molding and inner die-stamped molding add the detail needed to make the Grilles complete. The 1971 442 Grilles are black with silver border and the 1972 Grilles are silver with black border. Outer grille moldings are included with grilles but can also be purchased separately and used on original grilles with minor adjustments. The 442 Grille numerals are sold separately.

<b>G7180/81</b>	1971 442 Grilles	395.00 pr.
<b>GMO71</b>	1971 Grille Moldings	95.00 pr.
<b>SE71G</b>	1971 '442' Grille Numerals	39.50 set
<b>G7214/39</b>	1972 442 Grilles	395.00 pr.
<b>GMO72</b>	1972 Grille Moldings	95.00 pr.
<b>SE72G</b>	1972 '442' Grille Numerals	39.50 set
<b>71GMK</b>	1971 Grille Mounting Screw Kit	15.50
<b>72GMK</b>	1972 Grille Mounting Screw Kit	15.50

GM Restoration Parts

GM Restoration Parts



G7180/81



G7214/39

## 1972 Cutlass Supreme and Hurst/Olds Grilles

Grille bodies are 100% ABS injection molded plastic. Grilles include the outer molding and inner die stamped molding. 1972 Grilles are painted original silver on the Cutlass Supreme version and black on the limited edition Hurst/Olds grilles. Grilles are pictured with the SE25G Grille Script, which is sold separately.

<b>G7296/37</b>	1972 Cutlass Supreme Grilles	349.00 pr.
<b>G7296/37H</b>	1972 Hurst/Olds Grilles	385.00 pr.
<b>SE25G</b>	1972 'Oldsmobile' Grille Script	40.00

GM Restoration Parts



G7296/37




G7296/37H

**1971-72 Grille Mounting Brackets:** Attaches grilles to radiator core support. Used on all 1971-72 Cutlass/442/Hurst/Olds models.

<b>GMB712</b>	Grille Mounting Brackets	1971-72 all	21.50 pr.
---------------	--------------------------	-------------	-----------






**1968-72 All Cutlass 442 Headlight Housings:** Housings are plastic fillers that surround the headlights. Lower part of the housing fills the gap between the front bumper and the body. Headlight bezels attach to headlight housings. Sold in pairs.

<b>HH6810/1</b>	Headlight Housings	1968 all models	399.00 pr.
<b>HH6870/1</b>	Headlight Housing Chrome Moldings	1968 all models	179.00 pr.
<b>HH6976/7</b>	Headlight Housings	1969 all models	115.00 pr.
<b>HH7048/9</b>	Headlight Housings	1970 all models	115.00 pr.
<b>HH7130/1</b>	Headlight Housings	1971-72 all models	115.00 pr.
<b>68HHD</b>	Headlight Housing Screw Kit	1968 all models	15.50
<b>69HHD</b>	Headlight Housing Screw Kit	1969 all models	15.50
<b>70HHD</b>	Headlight Housing Screw Kit	1970 all models	15.50
<b>71HHD</b>	Headlight Housing Screw Kit	1971 all models	15.50
<b>72HHD</b>	Headlight Housing Screw Kit	1972 all models	15.50

## 1966 & 68-72 Headlight Bezels and Park Light Bezels

1966 headlight bezels are stamped aluminum and painted with the correct black highlights where needed. In 1968 Oldsmobile used a four piece headlight bezel set which are stamped aluminum with black highlights. 1969 bezels are plastic and painted correct black and silver. All bezels are sold in pairs or sets only.

<b>HR6686</b>	Headlight Bezels	1966 All Cutlass/442	209.00 pr.
<b>PB680</b>	Park Light Bezels	1968 All Cutlass/442	35.00 ea.
<b>HR6823</b>	Headlight Bezels	1968 All Cutlass/442 (set of 4)	165.00 set
<b>HR6978/9</b>	Headlight Bezels	1969 All Cutlass/442	115.00 pr.
<b>HR7076/7</b>	Headlight Bezels	1970 All Cutlass/442	229.00 pr.
<b>HR7160/1</b>	Headlight Bezels	1971 All Cutlass/442	129.00 pr.
<b>HR7236/7</b>	Headlight Bezels	1972 All Cutlass/442	129.00 pr.



**1965-72 Headlight Buckets:** Stamped sheetmetal Headlight Buckets available for all 1965-72 Cutlass/442 models. Each Bucket is unique and are only sold in a set of four. Uses the Headlight Adjuster Screws listed below to attach onto the inner headlight supports.

<b>HLB656</b>	Headlight Buckets	1965-66 all	125.00 set of 4
<b>HLB678</b>	Headlight Buckets	1967-68 all	125.00 set of 4
<b>HLB692</b>	Headlight Buckets	1969-72 all	125.00 set of 4



**1973-75 Headlight Buckets:**

Stamped sheetmetal Headlight Buckets used on all 1973-75 Cutlass/442 models. Same bucket for either side of car, sold individually.

<b>HLB735</b>	Headlight Bucket	1973-75 all	36.50 ea.
---------------	------------------	-------------	-----------



**Headlight Bulb Retaining Rings:** Stainless steel rings used to secure the Seal Beam Bulb into the Headlight Buckets listed above.

<b>HRR61</b>	Headlight Bulb Retaining Ring	1961-69 all Cutlass-442	29.50 ea.
<b>HRR702</b>	Headlight Bulb Retaining Ring	1970-72 all Cutlass/442	29.50 ea.
<b>HRR735</b>	Headlight Bulb Retaining Ring	1973-75 all Cutlass/442	29.50 ea.



**1964-72 Headlight Adjuster Screw and Spring Kit:** Complete kits include all necessary pieces required to mount headlight bulbs.

<b>HHAK647</b>	Headlight Adjuster Screw Kit	1964-67 all Cutlass/442	23.50
<b>HHAK682</b>	Headlight Adjuster Screw Kit	1968-72 all Cutlass/442	26.50



**1964-72 Headlight Adjuster Screws and Nuts:** Uses eight per car. Allows adjustment for proper alignment of headlights. The plastic pieces on originals are usually stripped or broken.

<b>67-3110</b>	1964-67 Cutlass/442 Adjuster Screw	4.50 ea.
<b>68-3249</b>	1968-72 Cutlass/442 Adjuster Screw	4.50 ea.



**1971-72 Front Bumper Plastic Shield:** Front Bumper Shield is commonly called the 'nose piece' and is the filler between the grilles and the bumper. Any pressure on the front end usually results in a broken shield. The Rocket Emblem is mounted in the provided holes. Rocket Emblem not included, sold separately.


<b>FBS712</b>	Front Bumper Shield	1971-72 all	119.00
<b>SE01RE</b>	Front Rocket Emblem	1971 all	37.50
<b>SE32F</b>	Front Rocket Emblem	1972 all	37.50



**1968-70 Cutlass-442-Hurst/Olds Cast Chrome Hood Louvers:**

Injection high pressure tooling as original with polished-chrome plated finish. Technical Tip: During our test fit process of the 1969-70 Hood Louvers, we found installation to be simplified if the hood is off car. In addition, we discovered the hood louver retaining bezel holes were too small from the factory. Drilling slightly larger holes will allow easier adjustment of the hood louver and painted retaining bezel. Both GM's and our hood louvers have a close fit tolerance. The 1968 Hood Louvers are a much easier installation.

<b>HCL680</b>	Chrome Hood Louvers	1968 all Cutlass 2 doors except Supreme	295.00 pr.
<b>HCL697</b>	Chrome Hood Louvers	1969 all 442, Cutlass 'S', Hurst/Olds	289.00 pr.
		1970 all 442 non OAI, Cutlass 'S'	



## 1968-72 Cutlass 442 Hood Extension Moldings:

Excellent quality reproductions of difficult to find original moldings. The 1968, 1969, and 1970 Hood Extension Moldings are die cast and chrome plated. The 1971-72 Hood Moldings are anodized aluminum in the correct original pattern to match the grille moldings.

<b>HM6877</b>	Hood Molding	1968 All Cutlass/442	149.00
<b>HM6916/7</b>	Hood Moldings	1969 All Cutlass/442	189.00 pr.
<b>HM7020/1</b>	Hood Moldings	1970 All Cutlass/442	189.00 pr.
<b>HM7101/2</b>	Hood Moldings	1971 All Cutlass/442	99.00 pr.
<b>HM7240/1</b>	Hood Moldings	1972 All Cutlass/442	99.00 pr.

**1968 Hood Molding Rubber Bumper:** Mounted on underside of 1968 Hood Molding. Two used per car.

**HMB68** 1968 Hood Molding Bumper 4.50 each



## 1965-72 Cutlass/442 Fender Extension Moldings

These reproduction moldings fit all Cutlass-442-Hurst/Olds and Rallye 350 Oldsmobiles. All 1965-70 Moldings are high pressure die cast and chrome plated. The 1971-72 Moldings are primed ready to paint.

<b>FM6504</b>	Right Fender Extension Molding	1965 all Cutlass/442	55.00
<b>FM6505</b>	Left Fender Extension Molding	1965 all Cutlass/442	55.00
<b>FM6602</b>	Right Fender Extension Molding	1966 all Cutlass/442	45.00
<b>FM6603</b>	Left Fender Extension Molding	1966 all Cutlass/442	45.00
<b>FM6724</b>	Right Fender Extension Molding	1967 all Cutlass/442	45.00
<b>FM6725</b>	Left Fender Extension Molding	1967 all Cutlass/442	45.00
<b>FM6882</b>	Right Fender Extension Molding	1968 all Cutlass/442	45.00
<b>FM6883</b>	Left Fender Extension Molding	1968 all Cutlass/442	45.00
<b>FM6920</b>	Right Fender Extension Molding	1969 all Cutlass/442	45.00
<b>FM6921</b>	Left Fender Extension Molding	1969 all Cutlass/442	45.00
<b>FM7030</b>	Right Fender Extension Molding	1970 all Cutlass/442	45.00
<b>FM7031</b>	Left Fender Extension Molding	1970 all Cutlass/442	45.00
<b>FM7106</b>	Right Fender Molding (primed)	1971-72 all Cutlass/442	32.00
<b>FM7107</b>	Left Fender Molding (primed)	1971-72 all Cutlass/442	32.00



**1968 Front Fender Peak Molding:** This is the 6" curved chrome molding that is attached to the front of the fender. Excellent chrome finish and casting. Sold in a pair with speednut fasteners included.

**FM6846/7** Front Fender Peak Molding 1968 All Cutlass-442-Hurst/Olds 59.50 pr.



## 1968-72 Front Fender Cowl Moldings:

Moldings mounted at the top rear of front fenders under windshield. Used on all 1968-72 Cutlass-442-Hurst/Olds models. Excellent chrome finish with the correct satin black highlights on 1968-69 moldings. 1970-72 moldings include the rubber mounting gasket. Sold in pairs with mounting fasteners included.

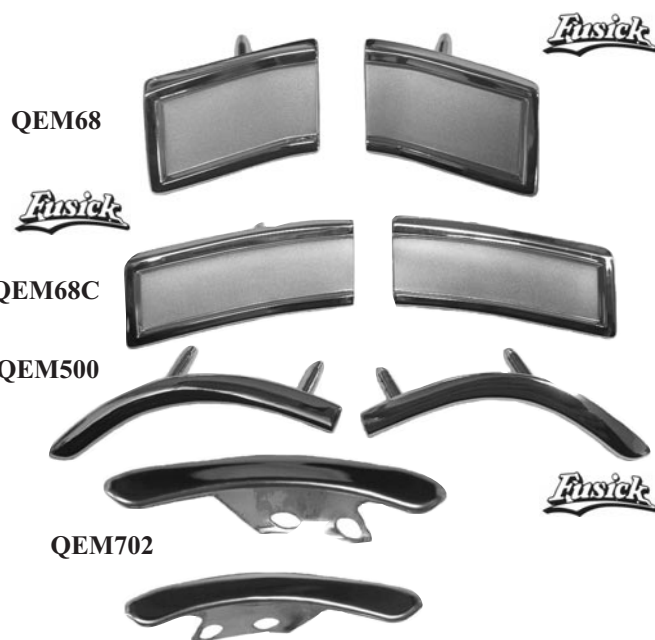
<b>FMR400</b>	Front Fender Cowl Moldings	1968-69 all models	70.00 pr.
<b>FMR401</b>	Front Fender Cowl Moldings	1970-72 all models	75.00 pr.

### Quarter Panel Extension Cap Moldings:

Cast moldings with beautiful chrome finish and correct silver painted highlights on the 1968 moldings. Located on rear quarter panel extension and completes the trunk molding.

QEM500 moldings fit 1970-72 all Convertibles and 1970-72 Supreme Holiday Coupes. QEM702 fits 1970-72 Cutlass 'S' & 442 Holiday Coupes. Sold in pairs with fasteners.

<b>QEM68</b>	Quarter Extension Moldings 1968 All Coupes	55.00 pr.
<b>QEM68C</b>	Quarter Extension Moldings 1968 All Convertibles	55.00 pr.
<b>QEM500</b>	Quarter Extension Moldings 1970-72 Conv. & Supreme	45.00 pr.
<b>QEM702</b>	Quarter Extension Moldings 1970-72 Cutlass 'S' & 442 Holiday Coupes	46.00 pr.



### 1966 442 Front Fender Ornament:

Chrome ornament that attach to 1966 442 front fenders. Excellent reproduction with quality chrome plating. The inside section is flat black primer ready to paint intended body color.

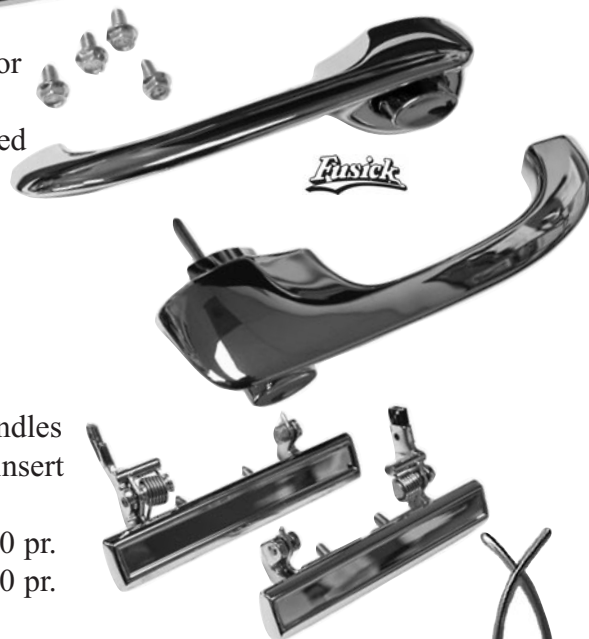
<b>FCL6689</b>	442 Fender Ornaments 1966 442 models	319.00 pr.
----------------	---	------------



### 1964-72 Outside Chrome Door Handles:

Package includes door handles, push buttons, mounting screws, and door handle gaskets. Handles are excellent in appearance with correct fit. Manufactured from our tooling dies. The rod on the push button will need to be trimmed on 1964-67 models, use originals for correct length.

<b>DH645</b>	Door Handle Package	1964-65 All	59.50 set
<b>DH667</b>	Door Handle Package	1966-67 All	59.50 set
<b>DH7026/7</b>	Door Handle Package	1968-72 All	59.50 set



### 1973-77 Outside Door Handles:

New chrome outside Door Handles for all 1973-77 Cutlass models. Handles measure 5 5/8" in length. Plastic molded mounting gaskets with metal insert sold separately. Handles and Gaskets sold in pairs.

<b>DH7377</b>	Outside Chrome Door Handles	1973-77 all	65.00 pr.
<b>DHG737</b>	Molded Plastic Handle Mounting Gaskets		29.00 pr.

**1968-69 Cutlass-442-Hurst/Olds Accessory Door Edge Guards:** Brought back to availability with original tooling and original supplier to GM. Sold in pairs only. Because of limited demand, this will be the last run of these accessories.

<b>DEG689</b>	Door Edge Guards	1968-69 all 2 doors	85.00 pr.
---------------	------------------	---------------------	-----------



# 1967 & 1969 CHROME TAIL LIGHT BEZELS

TL6795/6



**1967 Cutlass, Cutlass Supreme, and 442 Upper Chrome Tail Light Bezels:** Cast chrome plated bezel with black satin textured area and silver paint around inside on the 442 Bezels. For the Cutlass and Cutlass Supreme Bezels the correct silver paint is used around inside perimeter while textured surface is chrome. Tail light bezel to body molded rubber mounting gaskets are sold separately.

- TL6793/4 Tail Light Bezels 1967 442 models 339.00 pr.
- TL6795/6 Tail Light Bezels 1967 Cutlass & Supreme 339.00 pr.
- TLA67 Molded Rubber Mounting Gasket 1967 all 47.50 pr.

## 1969 Cutlass-Cutlass S-442-H/O Cast Chrome Tail Light Bezels:

Beautiful reproductions of 1969 Cutlass-442-Hurst/Olds Holiday Coupe and Convertible Tail Light Bezels. Outer portion of tail light assembly has chrome plated edge with satin black painted interior and highlights as original. Tail Light Bezel to body molded rubber gasket available and sold separately.

- TL6911/2 Tail Light Bezels 1969 all exc. wagons 349.00 pr.
- TLA69 Bezel Molded Gasket 1969 all exc. wagons 47.50 pr.




**1969-72 Trunk Edge Molding Sets:** Stainless Steel moldings attach to lip of trunk lid with included chrome screws. Available for 1969 442 and 1969 Hurst Olds, 1970-72 Cutlass 'S'/442 and 1970-72 Supreme.

- TEM69 Trunk Edge Moldings 1969 442/ H/O (1 piece) 209.00
- TEM702 Trunk Edge Moldings 1970-72 Cutlass 'S'/ 442 (3 pc) 219.00
- TEM702S Trunk Edge Moldings 1970-72 Sup. & Conv. (3 pc) 219.00



**Lower Windshield and Trunk Molding Screws:** Chrome plated phillips head screw with fiber washer used on 1968-72 all models on lower windshield molding and 1969 442, 1970-72 all models on trunk edge moldings. Sold in a pack of 8.

- WT682 Windshield & Trunk Molding Screws 11.00 set



**Rear Window Reveal Moldings:** New stainless steel rear window molding sets available for 1966-72 Cutlass S-442 Holiday Coupe and Sport Coupe and 1970-72 Cutlass Supreme models.

- RWM667 Rear Window Molding Set 229.00  
1966-67 Hol. Cpe & Sport Cpe
- RWM682 Rear Window Molding Set 289.00  
1968-72 Cutlass S Hol. Cpe & Sport Cpe
- RWM702S Rear Window Molding Set 289.00  
1970-72 Cutlass Supreme





## 1968-72 Cutlass-442-Hurst/Olds Side Marker Lights

### 1968-69 Cutlass-442-H/O Front Side Marker Assembly and molded plastic gasket:

Marker assembly mounted on the front fender of all 1968-69 Cutlass-442-H/O models. Assembly includes lens and body. Two studs to mount to front fender.

**SL6881** Front Side Marker 1968-69 all 16.50 ea.  
**BG688F** Front Marker Gasket 1968-69 all 15.00 pr.



### 1968-69 Front Side Marker Retainer Brackets:

Attaches to inside of fender when mounting the front marker light assemblies on all 1968-69 Cutlass models.

**SMB689F** Front Side Marker Brackets 1968-69 all 14.50 ea.



### 1968-69 Cutlass-442-H/O Rear Side Marker Lens and Body:

Light assembly with metal backing plate, red plastic lens in the shape of a rocket, and gasket that fits between lens body and interior trunk wall. Red Lens has Guide 33 and part number 5960234 molded in plastic.

**SL6848** Side Marker Body and Lens 1968-69 all models 54.50 ea.



### 1968-69 Cutlass-442-H/O Rear Side Marker Chrome Bezels and Molded Plastic Gaskets:

Chrome plated bezel has black outline around lens body and claret poly (purple) tail on the rocket. 1968 Rear Marker Bezels are right and left while 1969 Bezels are the same either side. Sold as pairs only.

**SM68R** Side Marker Bezels 1968 all 75.00 pr.  
**SM69R** Side Marker Bezels 1969 all 75.00 pr.  
**BG689** Rear Marker Gasket 1968-69 all 14.00 pr.



### 1970-72 All Cutlass-442-H/O Side Marker Light Assemblies:

Each individual side marker assembly has the correct amber or red lens, chrome border around lens and side marker gasket. Sold in pairs or a set of 4. Correct Guide 33 SAE molded in the plastic. Marker assemblies are correct for all Cutlass-442-Hurst/Olds models.

**SL7072F** Amber Front Marker Assemblies 1970-72 all 129.00 pr.  
**SL7072R** Red Rear Marker Assemblies 1970-72 all 129.00 pr.  
**SL7072** Marker Assembly Set (4) 1970-72 all 229.00 set  
**SLG702** Marker Assembly Gasket 1970-72 all 16.50 pr.



**1970-72 Front and Rear Side Marker Inner Brackets:** Used on inside of front fenders and inside quarter panels when installing the front and rear marker light assemblies.

**SMB702F** Front Side Marker Brackets 1970-72 all 39.00 pr.  
**SMB702R** Rear Side Marker Brackets 1970-72 all 39.00 pr.




SMB702F

SMB702R

**Chrome Tail Pipe Trumpets:** For all 1968-72 442, Hurst/Olds, and performance models using the dual exhaust rear bumper. Chrome plated steel tips are tack welded onto end of exhaust pipe. The exhaust tips are correct for original size 2" inner diameter exhaust systems.

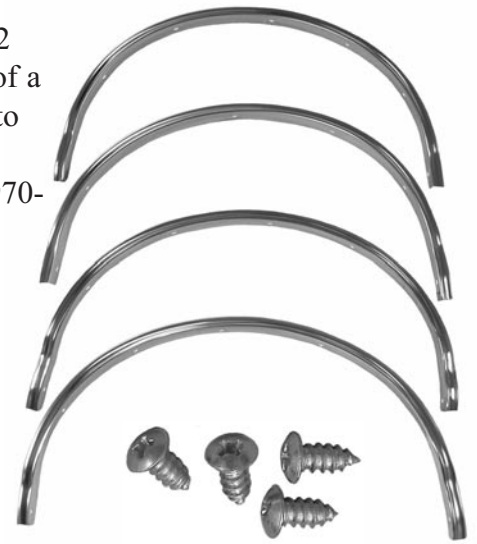
**EE6872** Chrome Dual Exhaust Trumpets 1968-72 all Performance Models 119.00 pr.



**1968-72 Wheel Opening Moldings:**

New wheel opening moldings are now available for all 1968-69 Cutlass and 442 models. These moldings are not manufactured by us. The moldings are made of a slightly lighter, more flexible stainless steel which helps conform more readily to the wheel opening. Sold as a set of four only. WOM702 are manufactured for 1970-71 Cutlass, Cutlass S, and 442, and 1972 all models including wagons. 1970-71 Cutlass Supreme applications need to be trimmed for correct fit at bottoms.

- WOM689** Wheel Opening Moldings 1968-69 Cutlass/442 279.00 set
- WOM702** Wheel Opening Moldings 1970-72 Cutlass/442 329.00 set
- 9863** Wheel Opening Screws, pack of 35 6.50 pkg.



**1966-72 Cutlass 'S'-442-Hurst Olds and Cutlass Supreme Drip Rail Molding Set:**

Drip Rail Moldings are thin stainless steel moldings above the windows along roof rail. 1966-67 drip rails are sold in pairs. Six piece drip rail molding sets for all 1968-69 Cutlass-442-H/O 2 door models and 1970-72 Cutlass S-442-Supreme 2 doors.

- DRM667** Drip Rail Moldings 1966-67 Cutlass 2 door 89.00 set
- DRM689** Drip Rail Moldings 1968-69 Cutlass 'S'-442 189.00 set
- DRM702** Drip Rail Moldings 1970-72 Cutlass 'S'-442 coupe 209.00 set
- DRM702S** Drip Rail Moldings 1970-72 Cutlass Supreme coupe 219.00 set



**Note:** The long roof section Drip Moldings for 1970-72 models are also available separately as a pair, please inquire.

**\*Shipping Surcharge of \$45.00 shipped to a U.S. address.**

**Convertible Top Pinchweld Molding Sets:**

Stainless Steel Convertible Top Molding Sets mount to the convertible top opening on the quarter panels and trunk filler panel. Convertible Top Boots typically clip to or tuck under this molding when installed. The 1968-72 moldings are originally for 1968-69 and need to be slightly modified to fit correct on 1970-72 models

- RQM667** Convertible Pinchweld Molding 1966-67 Cutlass Conv. without reveal moldings 199.00 set
- RQM682** Convertible Pinchweld molding 1968-72 Cutlass Conv. 199.00 set



**\*Shipping Surcharge of \$25.00 shipped to a U.S. address.**

**1968-72 Cutlass-442-Hurst/Olds Vinyl Top Cast Chrome Corner Moldings**

Manufactured from correct high pressure die cast steel tooling. Moldings fit 1968-72 All Cutlass-442-Hurst/Olds 2 Doors with Vinyl Tops. The 1968-69 models and 1970-72 Cutlass Supreme models use only rear moldings. The 1970-72 Cutlass-442 models use both front and rear moldings.

- VT689** Vinyl Top Moldings 1968-69 all 2 Door Cutlass-442 with Vinyl Top 79.50 pr.
- VT702F** Front Vinyl Top Moldings 1970-72 all 2 Door Cutlass S-442 with Vinyl Top 65.00 pr.
- VT702R** Rear Vinyl Top Moldings 1970-72 all 2 Door Cutlass S-442 with Vinyl Top 65.00 pr.
- VT702S** Vinyl Top Moldings 1970-72 2 Door H/T Cutlass Supreme with Vinyl Top 75.00 pr.



**1970-72 Hood Lock Chrome Fasteners:** Excellent quality reproduction Chrome Hood Locks fit all 1970-72 Models with the W25 option O.A.I. (Ram Air) Hoods. Includes HLR7025 Hood Lock Retainer and stainless steel scuff plate that is attached to the hood in the recessed area under the lock with 3M tape. Retainer plate (HLR7025) attaches to underside of hood, used to keep chrome hood lock in place.

- HL7025** 1970-72 Chrome Hood Lock Fastener 47.50 ea.
- HL7025P** 1970-72 Chrome Hood Lock Fastener Set 95.00 pr.
- HLR7025** Hood Lock Retainer Plate 12.00 ea.



**1970-72 Hood Lock Brackets:** The Hood Lock Brackets are mounted on top of the radiator core support to accept Chrome Hood Locks. Includes attaching bolts and hardware. Necessary for conversion to O.A.I. Hood or replacement of parts.

- HLB702** 1970-72 Hood Lock Brackets 89.50 pr.



**1968-72 Cowl Mesh Screening:** Black powder coated screen covers cowl area on all 1968-72 Cutlass/ 442/ H/O models. Complete with raised area over wiper transmission.

- CS682** Cowl Screen 1968-72 all models 45.00
- CSF682** Cowl Screen Screw Set 1968-72 6.00



**1964-67 Cowl Lacing:**

Fits all 1964-67 Cutlass models. Six foot length, molded rubber.  
**CL64** Cowl Lacing 1964-67 16.50



**1968-72 Cowl Lacing:**

Fits all 1968-72 Cutlass models. Sold in a six foot length. High quality sponge rubber includes plastic fasteners.  
**CL68** Cowl Lacing 1968-72 16.50

**Hood Release 'T' Handles:** Black plastic pull handle with steel inner shaft, includes the retainer clip.

- HRH690** Hood Release Handle 1969 all 21.50
- HRH702** Hood Release Handle 1970-72 all 21.50
- HRHC692** Hood Release Handle Clip 1.50



**1968-72 Hood Pop Up Spring:** Made from spring steel and bolts to radiator core support. Allows hood to pop up when pulling the hood release.

- HS682F** Hood Pop Up Spring 1968-72 all 13.50



**1968-72 Rear Hood Molding:** Fits all 1968-72 Cutlass/ 442/ Hurst Olds models including OAI fiberglass hoods. Stainless Steel self retaining molding attaches to rear edge of hood.

- RHM682** Rear Hood Edge Molding 1968-72 all Cutlass/442/H/O Models 125.00

Note: We have found this hood molding (and originals) do not fit well on some of the less expensive aftermarket OAI hoods.




\*Shipping Surcharge of \$50.00 shipped to a U.S. address.

## Windshield Reveal Moldings & Lower Windshield Molding

WT682

Polished Stainless Moldings surround perimeter of the windshield on Holiday Coupe, Sport Coupe and convertible models. The set for 1964-65 is five pieces. For 1968-72 models, the upper molding across top of windshield and side moldings are sold in a set. Lower molding is the wide stainless piece that the wipers rest on, sold separately from the windshield moldings.

<b>WM645</b>	Windshield Molding Set	1964-65 all	195.00 set
<b>WM682</b>	Windshield Moldings (top & sides)	1968-72 Holiday Coupe & Sport Coupe	99.00 set
<b>WM682C</b>	Windshield Moldings (top & sides)	1968-72 Convertible	229.00 set
<b>LWM682*</b>	Lower Windshield Molding	1968-72 All Models	159.00
<b>WT682</b>	Lower Windshield Molding Screws		11.00 set



**\*Shipping Surcharge of \$50.00 shipped to a U.S. address.**

## 1970-71 Cutlass Supreme Cast Chrome & Stainless Body Side Moldings:

Cast chrome moldings now available for 1970-71 Cutlass Supreme and SX models. Front fender moldings and rear quarter moldings also serve as a bezel for the side marker assemblies. Moldings on the rear of front fender and door are polished stainless steel. Special clips for SM701RF and SM701D are necessary, listed below.

<b>SM701F</b>	Front Fender Side Cast Molding/Bezel	1970-71 Supreme-SX	159.00 pr.
<b>SM701RF</b>	Rear of Front Fender Stainless Molding	1970-71 Supreme-SX	135.00 pr.
<b>SM701D</b>	Door Stainless Moldings	1970-71 Supreme-SX	209.00 pr.
<b>SM701FQ</b>	Front of Quarter Panel Side Cast Molding	1970-71 Supreme-SX	269.00 pr.
<b>SM701RQ</b>	Rear of Quarter Panel Cast Molding/Bezel	1970-71 Supreme-SX	389.00 pr.



**1970-71 Cutlass Supreme Molding Clips:** Correct design metal or plastic clips used for the different sections of the body side moldings

<b>FFM701S</b>	1970-71 Rear Front Fender Clip (for SM701RF)	5.50 ea. uses 4
<b>DCM701S</b>	1970-71 Door Center Molding Clip (for SM701D)	4.50 ea. uses 4 or 5 per door
<b>DEM701S</b>	1970-71 Door End Molding Clip (for SM701D)	11.00 ea. uses 4

## 1973-77 Cutlass-Supreme-442-Hurst Olds Opera Window Moldings

New Rear Quarter Opera Window Moldings now available for all 1973-77 Cutlass models. Chromed plastic molding applies to cars with or without Landau Top. You will need to re-use your small metal corner moldings. Two different moldings available for both body styles. Top picture is Cutlass S body style and bottom picture is Cutlass Supreme body style.

<b>QWM737</b>	Opera Window Moldings	1973-77 Cutlass S-442	189.00 pr.
<b>OWM737</b>	Opera Window Moldings	1973-77 Cutlass Supreme Brougham & Salon	179.00 pr.
<b>OWC737</b>	Opera Window Corner Moldings	1973-77 Cutlass Supreme	32.50 pr.



# Vista Cruiser Wagon Parts

Over the last few years, Vista Cruisers and Station Wagons have become increasingly popular. After many calls for items that are very hard to find in any condition, we decided to manufacture select items that cater to Vista Cruiser enthusiasts.



*Vista Cruiser* 

## 1965-69 'Vista Cruiser' Front Fender Scripts:

Chrome plated 'Vista Cruiser' scripts for front fenders complete with fasteners. One pair per fender.

**SE659F** 'Vista Cruiser' Fender Script  
1965-69 Vista Cruisers 79.00 pr.

## 1965-67 Vista Cruiser Tail Gate Rocket

**Emblem:** Chrome plated with correct claret poly painted ribbed background with black highlights around outer edge. Fasteners included.

**SE657TG** Tail Gate Rocket Emblem  
1965-67 Vista Cruisers 65.00



*Vista Cruiser* 

**1968-69 'Vista Cruiser' Tail Gate Script:** Chrome plated tail gate 'Vista Cruiser' script includes fasteners.

**SE689TG** 'Vista Cruiser' Tail Gate Script  
1968-69 Vista Cruisers 85.00 pr.

## 1968-72 Vista Cruiser Tail Gate Rocket

**Emblem:** Chrome plated rocket emblem has claret poly background and black highlights around outer edge per original. Fasteners included.

**SE682TG** Tail Gate Rocket Emblem  
1968-72 Vista Cruisers 65.00



*Vista Cruiser* 

**1970-72 'Vista Cruiser' Front Fender and Tail Gate Scripts:** Chrome plated 'Vista Cruiser' scripts for front fenders and tail gate complete with speednut fasteners. SE702F pair services one fender.

**SE702F** 'Vista Cruiser' Fender Script  
1970-72 Vista Cruisers 79.00 pr.

**SE702TG** 'Vista Cruiser' Tail Gate Script  
1970-72 Vista Cruisers 85.00 pr.

## 1964-72 Vista Cruiser Rear

**Bumper Fillers:** New rubber fillers for rear bumper corners available for all 1964-72 Station Wagons and Vista Cruiser Wagons. 1964-69 Front Bumper Fillers listed on page 28.

**BF64R** Rear Bumper Fillers 1964-65 38.00 pr.  
**BF667R** Rear Bumper Fillers 1966-67 59.00 pr.  
**BF682R** Rear Bumper Fillers 1968-72 59.00 pr.



## 1964-72 Vista Cruiser and Station Wagon Tail Gate Outer Sweepers:

Black rubber seals area between tail gate and glass on all 1964-72 Station Wagon models including Vista Cruisers.

**CK647TG** Tail Gate Sweeper 1964-67 wagon 89.00  
**CK682TG** Tail Gate Sweeper 1968-72 wagon 89.00

\*Shipping Surcharge of \$45.00 shipped to a U.S. address.

**1966-72 Vista Cruiser Channel Kits:** Eight piece set includes inner and outer window felts for front and rear doors. Round stainless steel bead and black rubber seals to glass.

**CK667VC** 8 piece Channel Kit 1966-67 Vista Cruiser 129.00  
**CK682VC** 8 piece Channel Kit 1968-72 Vista Cruiser 129.00



# OUTSIDE REAR VIEW MIRRORS

*Fusick*



## 1963-65 Outside Standard

**Chrome Mirror:** Includes mounting bracket and molded plastic gasket.

**SM6365L** 1963-65 all Left side (driver) 89.50

**SM6365R** 1963-65 all Right side (passenger) 89.50



**1969 Hurst/Olds Outside Rear View Mirrors:** Reproduction of the rare H/O Mirrors cannot be detected from originals.

Includes plastic mounting gasket. Ready to prep and paint. Chrome mirror housing as original.

**SM69HO** 1969 H/O Mirrors 459.00 pr.



## 1966 Outside Standard

**Chrome Mirror:** Mirror fits both sides. Mounting bracket and molded plastic gasket included.

**SM6664B** 1966 all Models 89.50 ea.

*Fusick*



## 1970-72 Outside Standard Chrome Mirrors:

Each mirror includes mounting screws and plastic gasket.

**SM7050L** 1970-72 Left Mirror. 75.00

**SM7050R** 1970-72 Right Mirror. 75.00

**SM7050P** Pair of 1970-72 mirrors 139.00 pr.



**1967 Left only Outside Standard Chrome Mirror:** Package includes mounting bracket and molded plastic gasket.

**SM6768L** 1967 all Models 89.50



## 1971-72 Sport Mirrors:

Each mirror is ready to prep and paint to desired color. Left mirror is remote style. Includes bracket and plastic molded gasket. Inside door panel bezel is not included.

Can be used on 1973-77 models but they are different from the original mirrors used on these years.

**SM7177L** 1971-72 Left Remote Sport Mirror 179.00

**SM7177R** 1971-72 Right Sport Mirror 129.00

*Fusick*

## 1968-69 Outside Standard

**Chrome Mirrors:** Includes special mounting screws and molded plastic gasket.

**SM6865L** 1968-69 Left Mirror 75.00

**SM6865R** 1968-69 Right Mirror 75.00

**SM6865P** Pair of 1968-69 mirrors 139.00 pr.

*Fusick*



## MOLDED MIRROR BASE GASKETS

Mirror gaskets are available separately from mirror packages sold above.

**MGS635** 1963-65 Standard Mirror 8.50 ea.

**MGS660** 1966 Standard Mirror 8.50 ea.

**MGS670** 1967 Standard Mirror 9.00 ea.

**MGS670R** 1967 Left Remote Mirror 11.00

**MGS682** 1968-69 All Standard Mirror 9.50 ea.

**MGR690** 1969 Hurst/Olds Mirror 12.50 ea.

**MGS682** 1970-72 Left Remote Chrome Mirror 9.50 ea.


**MGR700** 1970 Sport Mirror 10.00 ea.

**MGS702** 1970-72 Standard Mirror 9.00 ea.

**MGR712** 1971-72 Sport Mirror 10.00 ea.

**MGR737** 1973-77 Sport Mirror 10.00 ea.

*Fusick*



# GM LICENSED PARKING LIGHT, BACK-UP, TAIL LIGHT LENSES

**1965-72 Park Light Lenses:** Lenses are injection molded with the Guide imprint and correct part numbers. GM inspected, approved, and licensed.



**1965 All Cutlass 442 Park Light Lens:** Clear lens has Guide 33 and SAE DP65 molded in plastic as original. Same lens fits both driver and passenger side in front bumper.  
**PL6526** Park Lens 1965 All 39.00 ea.



**1966 All Cutlass 442 Park Light Lens:** Clear plastic lens has Guide 33 and SAE DP66 molded in the plastic same as original. Lens fits driver and passenger side in front bumper.

**PL6656** Park Lens 1966 All Cutlass 442 47.50 ea.  
**PLG66** Park Lens Gasket 1966 All 5.00 ea.





**1967 All Cutlass 442 Park Light Lenses:** Clear plastic lenses have Guide 33 and SAE DP67 in lenses as original. Sold in a pair for left and right sides. Mounts between the headlights in headlight bezels.

**PL6717/8** Park Lenses 1967 All Cutlass 442 99.00 pr.  
**PLG67** Park Lens Gasket 1967 All 5.00 ea.


**1968 Parking Light Lenses:** Clear parking light lens between the headlights on all 1968 Cutlass/442 models.

**PL6859** Park Light Lens 1968 all 39.00 ea.  
**PLG68** Park Lens Gasket 1968 all 5.00 ea.



**1969 Cutlass-442-Hurst/Olds Park Light Lenses:** Clear lenses have Guide 33 SAE DP69 and part number 5960898 RH and 5960897 LH in plastic as original.

**PL6978/9** Lenses 1969 All Cutlass 442 75.00 pr.  
**PLG690** Lens Gasket 1969-70 All 5.00 ea.



**1970 All Cutlass 442 Park Light Lenses:** Clear plastic lenses have Guide 33 SAE IP70 and part number 5962145 LH for the drivers side and 5962146 RH for the passenger side lens. Lenses replace originals perfectly in front bumper.

**PL7045/6** Park Lenses 1970 Cutlass 442 75.00 pr.  
**PLG690** Park Lens Gasket 1970 all 5.00 ea.



**1971-72 All Cutlass 442 Park Light Lenses:**

Clear plastic lenses have Guide 33 SAE IP71 TOP LH for the drivers side lens, and TOP RH for the passenger side molded in plastic as original. Lenses are perfect replacements. Mounted in the front bumper.



**PL7125/6** Park Lenses 1971-72 all Cutlass 442 75.00 pr.  
**PLG712** Lens Gasket 1971-72 All 5.00 ea.

**1969-72 Cutlass/442 Parking Light Housing Assemblies:** New Parking Light assemblies available for all 1969-70 and 1971-72 Cutlass-442-Hurst/Olds models. Assemblies includes wire pigtail and light housing, the 1971-72 assembly includes amber bulb and lens screws.

**PLA697L** Left Parking Light Housing 1969-70 all Cutlass/442 73.00  
**PLA697R** Right Parking Light Housing 1969-70 all Cutlass/442 73.00  
**PLA712H** Parking Light Housings 1971-72 all Cutlass/442 68.00 ea.



**1965-72 License, Back-up Lenses and Gaskets:** Lenses are manufactured exclusively from our own high pressure tooling and are licensed and approved by General Motors.



**1968-72 License Lamp Lens:**

Guide 35 SAE L 66 molded in clear plastic as original.

**LL6801** License Lamp Lens

1968-72 All models 13.50

**LLG6801** Lens Gasket 3.50



**1968-72 License Lamp Assembly:** New License

Lamp Assembly includes metal housing, pigtail wire, bulb and lens. Mounted in rear bumper above license plate on all 1968-72 Cutlass-442 models except wagons.

**LLA6801** License Lamp Assembly

1968-72 all exc. wagons 45.00




**1965 Cutlass 442 Back-up Light**

**Lens:** Clear molded lens has Guide 33 and SAE R65 as original.

**BU6562B** Back-up Lens

1965 All exc. wagons 39.00 ea.



**1966 All Cutlass 442**

**Back-up Lens:** Clear plastic lens has Guide 33 SAE R 66 molded in plastic as original.

**BU6624B** Back-up Lens 1966 All 47.50 ea.

**BUG66** Back-up Lens Gasket 1966 All 4.00 ea.

**BUG66A** Back-up Housing to Bumper Gasket 5.00 ea.




**1967 Cutlass Supreme and 442 Back-up Light**

**Lens:** This clear lens fits in the rear bumper on either side of the fuel tank door on Supreme and 442 models only. Molded in lens is Guide 31 and SAE R 67 as original.

**BU6760B** Back-up Lens 1967 C/S-442 37.50 ea.

**BUG67** Lens Gasket 1967 C/S-442 5.00 ea.




**1968 All Cutlass 442 Back-up Light**

**Lens:** Clear plastic lens fits all Cutlass 442 except wagons. Guide 33 and SAE R 68 are molded into the plastic as original.

**BU6810B** Back-up Lens 1968 Cutlass-442 37.50 ea.

**BUG68** Back-up Lens Gasket 5.00 ea.



**1969 Cutlass 442 except Wagons**

**Back-up Light Lens:** Clear lens has Guide 33 and SAE R 69 molded in the plastic as original.

**BU6906B** Back-up Lens

1969 All exc. wagons 37.50 ea.

**BUG69** Back-up Light Gasket 5.00 ea.



**1970-72 Cutlass & 442 except Wagons**

**Back-up Lens:** Clear Lenses mount on either side of the fuel tank door in rear bumper. Guide 35 and SAE R 67 is molded in the plastic as original.

**BU7090B** Back-up Lens 1970-72

All models exc. wagons 29.50 ea.

**BUG702** Lens Gasket 5.00 ea.



**1967 & 1970-72 Back Up Light Housings:** Back up light housings mounted in the rear bumper on all 1967 442 and Cutlass Supreme and 1970-72 all Cutlass models. White painted highlights on the inside complete with wiring, electrical connections, and rubber grommet.

**BUH67** Back Up Housing 1967 442-Supreme 52.00 ea.

**BUH702** Back Up Housing 1970-72 all models 52.00 ea.



**1970-72 Back Up Lens Screws:** Chrome Phillips head screws with collar used on Back Up Light Lenses. 1970-72 models use two screws per lens.


**BLS702** Back Up Lens Screws 1970-72 all 4.50 pkg of 2





# 1965-72 Cutlass and 442 Tail Light Lenses

**1965 Cutlass/442 Tail Light Lenses:** New reproduction Tail Light Lenses fit all 1965 Cutlass-442 models. Manufactured to the highest quality. Bright red lens has 'Guide 33 SAE STDB 65' embossed on face of lens per originals. Small vertical stainless steel molding included with lens. Lenses sold in pairs.



**TL6553/4** Tail Light Lenses 1965 all models 219.00 pr.




**1966 442 Tail Light Lenses:** Detailed reproduction of impossible to find lenses for 1966 442 models. These lenses include the thin stainless steel vertical trim. Bright red plastic lens has 'Guide 34 SAE STDB 66' molded into face of lens as were the originals. Lenses are sold in pairs only.

**TL6621/2** Tail Light Lenses 1966 442 models 155.00 pr.  
**TLG66** Tail Lens Gasket 1966 442 models 11.00 ea.  
**TLA66** Tail Light Housing to Body Gasket 1966 42.50 pr.



**1968 Cutlass 'S' and 442 Tail Light Lens:** Red plastic lens sold complete with two stainless moldings as original. 'Guide 34 SAE STDB 68' is molded in the lens. Lenses can be used on Cutlass Supreme models but the trim is not correct. The Cutlass Supreme models use one molding.



**TL6878** Tail Light Lens 1968 Cutlass 'S' & 442 models 109.00 ea.  
**TLLG68** Tail Lens Gasket 1968 all Cutlass models 13.00 ea.  
**TLA68** Tail Light Housing to Body Gasket (molded rubber) 1968 all 45.00 pr.



**1969 Cutlass 'S' and 442 Tail Light Lenses:** Deep red Tail Light Lenses have a flat black painted border and 'Guide 34A SAE STDB 69' molded in the plastic as original. Lenses are sold as pairs only. Lenses will also fit 1969 Cutlass Supreme models, but without the stainless trim.

**TL6935/6** Tail Light Lenses 1969 Cutlass 'S' & 442 109.00 pr.  
**TLLG69** Tail Lens Gasket 1969 Cutlass 'S' & 442 7.50 ea.



**1969 Cutlass-Cutlass S-442-H/O Cast Chrome Tail Light Bezels:** Beautiful reproductions of 1969 Cutlass-442-Hurst/Olds Holiday Coupe and Convertible Tail Light Bezels. Outer portion of tail light assembly has chrome plated edge with satin black painted interior and highlights as original. Tail Light Bezel to body molded rubber gasket available and sold separately.



**TL6911/2** Tail Light Bezels 1969 all except wagons 349.00 pr.  
**TLA69** Bezel Molded Gasket 1969 all except wagons 47.50 pr.



**1970 Cutlass & 442 Tail Light Lenses:**

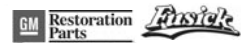

We have exercised great efforts to reproduce all tail light lenses applicable to 1970 Cutlass, Cutlass 'S', Cutlass Supreme, 442 and Rallye 350 models. Each lens has 'Guide 33 and SAE STIA 70' molded into the red plastic. The Cutlass Supreme Lens has silver side trim and stainless molding as original. Rallye 350 lens has black side trim and the silver band painted on the ridge around the perimeter of the lens. Our Cutlass and 442 Lens is the correct plain red lens with painted silver side trim.

<b>TL7099B</b>	Tail Light Lens	1970 Cutlass- S-442	55.00 ea.
<b>TL7038</b>	Tail Lens	1970 Cutlass Supreme	62.50 ea.
<b>TL7052</b>	Tail Lens	1970 Rallye 350	60.00 ea.
<b>TLG70</b>	Tail Lens Gasket	1970 all models	7.50 ea.



**1971 Cutlass and 442 Upper and Lower Tail Light Lenses:** Each red lens has a silver border with Guide 34 SAE STI 71 molded in the plastic. Lenses fit all 1971 Cutlass and 442 models except wagons and Vista Cruisers. Lenses are upper and lower and 2 of each are required per car.

<b>TL7133U</b>	Upper Tail Light Lens	1971 all models	55.00 ea.
<b>TL7134L</b>	Lower Tail Light Lens	1971 all models	55.00 ea.
<b>TLG712U</b>	Tail Lens Gasket	1971-72 all models	7.50 ea.
<b>TLG712L</b>	Tail Lens Gasket	1971-72 all models	7.50 ea.



**1972 Cutlass and 442 Upper and Lower Tail Light Lenses:** Each red lens has a silver border, Guide #A SAE STIA 72 molded into the plastic. Lenses fit all 1972 Cutlass-442-H/O except wagons. Lenses are upper and lower and 2 of each are required per car.

<b>TL7249B</b>	Upper Tail Light Lens	1972 all models	55.00 ea.
<b>TL7251B</b>	Lower Tail Light Lens	1972 all models	55.00 ea.
<b>TLG712U</b>	Upper Tail Lens Gasket	1971-72 all models	7.50 ea.
<b>TLG712L</b>	Lower Tail Lens Gasket	1971-72 all models	7.50 ea.

**1971-72 Inner Tail Light Shields:** Metal shield is fastened to the inside of the rear bumper over tail light housings. Used as a protective cover to keep road debris from damaging the tail light housing assembly.

<b>TLS712</b>	Tail Light Shields	1971-72 all models	29.50 pr.
---------------	--------------------	--------------------	-----------

**1970-72 Tail Light Lens Screws:** Black Phillips head screws with correct length collar to prevent over tightening on lenses. Tail light lenses use 4 screws per lens. Sold in packs of four to service one lens.

<b>TLLS702</b>	Tail Lens Screws	1970-72 all	8.50 pkg of 4
----------------	------------------	-------------	---------------



# BUMPERS AND ACCESSORIES

Bumpers are nickel and chrome plated and are good quality driver examples. If you are looking for triple plated show chrome bumpers, we recommend you replate your original using a reputable chrome shop. We no longer stock bumpers at our location, they will be drop shipped directly to you from our supplier.

## FRONT BUMPERS



1968 Front



1969 Front



1970 Front



1971-72 Front

**1968-72 Cutlass/442 Front Bumpers:** Front Bumpers are the same for all models listed by year. The Front Bumpers use six BB131 Bumper Bolts (page 28) to attach to bumper brackets and rears use four bolts.

<b>B68F</b>	Reproduction Front Bumper	1968 All Cutlass/442 models	579.00
<b>B69F</b>	Reproduction Front Bumper	1969 All Cutlass/442 models	579.00
<b>B70F</b>	Reproduction Front Bumper	1970 All Cutlass/442 models	579.00
<b>B712F</b>	Reproduction Front Bumper	1971-72 All Cutlass/442 models	579.00

**Shipping surcharge of \$325.00 applies to 1968 front bumpers shipped to a U.S. address and a shipping surcharge of \$125.00 applies to 1969-72 front bumpers shipped to a U.S. address.**

## REAR BUMPERS



1968 442 Rear



1969 Cutlass Rear



1970 442-SX Rear



1971-72 Cutlass-Supreme Rear

**1968-1972 Cutlass, 442, Cutlass Supreme, SX & Hurst Olds Rear Bumpers:** The 442, SX and Hurst Olds rear bumpers have the cutouts on lower edge for dual exhaust chrome tail pipe trumpets. Cutlass and Cutlass Supreme models that were equipped with factory single exhaust did not use the cutouts.

<b>B68R</b>	Reproduction Rear Bumper	1968 Cutlass, Cutlass Supreme	579.00
<b>B68442R</b>	Dual Cutout Reproduction Rear Bumper	1968 442 and Hurst Olds	579.00
<b>B69R</b>	Reproduction Rear Bumper	1969 Cutlass, Cutlass Supreme	579.00
<b>B69442R</b>	Dual Cutout Reproduction Rear Bumper	1969 442 and Hurst Olds	579.00
<b>B70R</b>	Reproduction Rear Bumper	1970 Cutlass, Cutlass Supreme	579.00
<b>B70442R</b>	Dual Cutout Reproduction Rear Bumper	1970 442 and Cutlass Supreme SX	579.00
<b>B712R</b>	Reproduction Rear Bumper	1971-72 Cutlass, Cutlass Supreme	579.00
<b>B712442R</b>	Dual Cutout Reproduction Rear Bumper	1971-72 442, 1971 Cutlass Supreme SX and 1972 Hurst/Olds	579.00

**\*Shipping Surcharge of \$125.00 applies to all bumpers shipped to a U.S. address.**

## RUBBER BUMPER FILLERS

**Front and Rear Bumper Fillers:** Ornamental rubber parts located on either side of front and rear bumpers. Nice finishing touch when installing new or rechromed bumpers. 1970-72 Models use only rear fillers, none were used on the front bumpers.

<b>BF64F</b>	Front Fillers	1964 All	42.00 pr.	<b>BF68F</b>	Front Fillers	1968 All	28.00 pr.
<b>BF64R</b>	Rear Fillers	1964 All	38.00 pr.	<b>BF68R</b>	Rear Fillers	1968 All	29.00 pr.
<b>BF65F</b>	Front Fillers	1965 All	32.00 pr.	<b>BF69F</b>	Front Fillers	1969 All	28.00 pr.
<b>BF65R</b>	Rear Fillers	1965 All	38.00 pr.	<b>BF69R</b>	Rear Fillers	1969 All	29.00 pr.
<b>BF66F</b>	Front Fillers	1966 All	32.00 pr.	<b>BF702</b>	Rear Fillers	1970-72 All	
<b>BF66R</b>	Rear Fillers	1966 All	34.00 pr.		Cutlass, Supreme & 442		28.00 pr.
<b>BF67F</b>	Front Fillers	1967 All	32.00 pr.	<b>BF64R</b>	Rear Bumper Fillers		
<b>BF67R</b>	Rear Fillers	1967 All	32.00 pr.		1964-65 Vista Cruiser/Wagon		38.00 pr.
				<b>BF667R</b>	Rear Bumper Fillers		
					1966-67 Vista Cruiser/Wagon		57.00 pr.
				<b>BF682R</b>	Rear Bumper Fillers		
					1968-72 Vista Cruiser/Wagon		57.00 pr.



BF65F



BF66F



BF67R

*Fusick*



BF68R



BF69F



BF702



BF667R

*Fusick*

**Stainless Capped Bumper Bolts:** New bumper bolts are recommended when installing new bumpers. Front bumpers usually use 6 bolts, while rear bumpers require 4. Bolt has 1" dia. stainless capped head and is 1" long.

**BB131** Stainless Steel Capped Bumper Bolt 1964-72 All 2.50 ea.

**Bumper Bracket Bolts:** Used to mount bumper brackets to frame on all 1964-72 Cutlass-442-H/O. Sold in sets of 4, includes bolts, washers and nuts. One set services one bumper.

**642BBB** Bumper Bracket Bolts 1964-72 all 34.50 set

**1968-72 Front License Plate Bracket:** Attaches to front bumper on 1968-72 models and supports the bottom of front license plate.

**LBP682** Front License Plate Bracket 1968-72 all 23.00

**8418-89** License Plate Fasteners 1961-77 all 3.00 pr.

**1969 Rear Bumper Rubber Insert Option VE1:**

Used on select 1969 Cutlass models only. Rubber strip installs the length of rear bumper in slots provided with VE1 factory optioned rear bumper.

**BVE1** Rubber Insert 1969 models w/VE1 option 109.00

**BVE1F** Fastener Pins for BVE1 (14 used per car) 3.50 ea.

**1964-72 Gas Door Assemblies:** New item manufactured to exact OEM specifications. Stamped steel, includes tension springs.

**GD647** Gas Door Assembly 1964-67 all exc. wagons 55.00

**GD680** Gas Door Assembly 1968-70 all exc. wagons 59.00

**GD712** Gas Door Assembly 1971-72 all exc. wagons 55.00

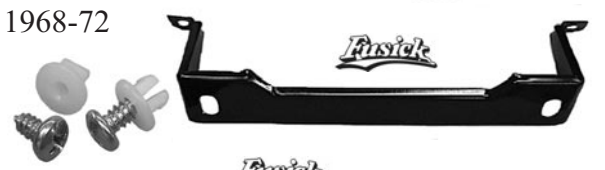
**Gas Door Rubber Bumpers:** These are not the universal type fuel tank door bumpers.

All applications have been reproduced faithfully from original examples.

**GB30** Door Bumpers 1964 all 9.00 pr

**GB50** Door Bumper 1967-72 all 9.00 pr.

**GB40** Door Bumpers 1965-66 all 9.00 pr.



## SHEET METAL AND BODY PARTS

**Standard shipping charges at front of catalog are not applicable to large sheet metal items.** Large sheet metal items such as quarter panels and fenders are shipped truck freight. Shipping charges are based on your location and the amount of items sent. Panels must be shipped to a commercial address. Check the body style description on inside back cover for proper identification of your model Cutlass.

### REPRODUCTION QUARTER PANEL SKINS

Replace your original rusted or damaged quarter panels with these reproduction skins. In most cases, the skin is the only panel available to economically repair/restore your car. Each panel offers a good fit and will install with a minimum amount of extra body work. The panels are a partial quarter skin that do not extend to the sail panel (on coupes) or trunk lid. Not all panels are in stock, please allow time for delivery.



<b>QP689L</b>	Left Quarter Panel Skin	1968-69 all 2 doors	319.00
<b>QP689R</b>	Right Quarter Panel Skin	1968-69 all 2 doors	319.00
<b>QP702L</b>	Left Quarter Panel Skin	1970-72 Cutlass S/442 Coupes	319.00
<b>QP702R</b>	Right Quarter Panel Skin	1970-72 Cutlass S/442 Coupes	319.00
<b>QP702CSL</b>	Left Quarter Panel Skin	1970-72 Supreme Coupe and Convertible	329.00
<b>QP702CSR</b>	Right Quarter Panel Skin	1970-72 Supreme Coupe and Convertible	329.00

### 1970-72 REPRODUCTION CONVERTIBLE FULL QUARTER PANELS



Full complete quarter panel includes the correct door jamb area and extend to the factory weld area over the trunk. These quarter panels, while more expensive initially, will require less body work to install. Because this is a large item, it will be shipped truck freight.

<b>FQPC702L</b>	Full quarter panel	1970-72 Convertibles	599.00
<b>FQPC702R</b>	Full quarter panel	1970-72 Convertibles	599.00

### 1968-72 CUTLASS-442-H/O FENDERS

Each reproduction fender will install like the originals. No holes are pre-drilled for emblems or moldings. We suggest you make a template from your original. Fenders are finished in EDP coated black primer and are ready to prep and paint. Front fenders are large items and as such are sent truck freight. Call for details. The 1968-69 Front Fenders are manufactured to accept either the 1968 Hood Hinges (uses two mounting bolts) or the 1969 Hood Hinges (uses three bolts)

<b>FF689L</b>	Left Front Fender	1968-69 Cutlass-442-H/O	625.00
<b>FF689R</b>	Right Front Fender	1968-69 Cutlass-442-H/O	625.00
<b>FF702L</b>	Left Front Fender	1970-72 Cutlass-442-H/O	599.00
<b>FF702R</b>	Right Front Fender	1970-72 Cutlass-442-H/O	599.00



**Front Fender Braces:** 1968-69 braces replace GM# 398314/5 and apply to all 1968 models and 1969 W30-W31-W32 models. Use FB690 for non-W 1969 cars and all 1970s. 1971-72 fender braces fit all Cutlass/442 models .

<b>FB689L</b>	Left Fender Brace	1968 all, 69 W-30,W-31,W-32	48.00
<b>FB689R</b>	Right Fender Brace	1968 all, 69 W-30,W-31,W-32	48.00
<b>FB690</b>	Front Fender Braces	1969 exc. W cars, 1970 all	65.00 pr.
<b>FB712</b>	Front Fender Brace	1971-72 all models	65.00 pr.



## 1964-72 INNER AND OUTER REAR WHEEL HOUSES

Exact reproduction of the original inner and outer rear wheel houses with correct dimensions for the years and models are listed below. For 1968-69 models, the coupe version must be modified for use on convertibles.



### 1968-72 Rear Outer Wheel Houses:

<b>OWH689L</b>	Left Outer Wheel House	1968-69 all 2 door coupes	179.00
<b>OWH689R</b>	Right Outer Wheel House	1968-69 all 2 door coupes	179.00
<b>OWH702L</b>	Left Outer Wheel House	1970-72 all 2 door coupes	179.00
<b>OWH702R</b>	Right Outer Wheel House	1970-72 all 2 door coupes	179.00
<b>OWH702CVL</b>	Left Outer Wheel House	1970-72 all convertibles	189.00
<b>OWH702CVR</b>	Right Outer Wheel House	1970-72 all convertibles	189.00

### 1964-72 Rear Inner Wheel Houses:

<b>IWH647L</b>	Left Inner Wheel House	1964-67 exc wagon & conv	159.00
<b>IWH647R</b>	Right Inner Wheel House	1964-67 exc wagon & conv	159.00
<b>IWH682L</b>	Left Inner Wheel House	1968-72 exc wagon & conv	159.00
<b>IWH682R</b>	Right Inner Wheel House	1968-72 exc wagon & conv	159.00
<b>IWH682CVL</b>	Left Inner Wheel House	1968-72 convertible	199.00
<b>IWH682CVR</b>	Right Inner Wheel House	1968-72 convertible	199.00

**Shipping Surcharge of \$50.00 on all wheel houses shipped to a U.S. address.**

## 1964-72 BODY FLOOR PANS AND BRACES

Body floor pans are die stamped for accurate fit. Automotive grade sheet metal is used for strength and durability. Full length pans require truck freight while floor pan sets can be shipped by FedEx\*. Call for details.

<b>FP647L</b>	Left Side Full Floor Pan	1964-67 all models	189.00
<b>FP647R</b>	Right Side Full Floor Pan	1964-67 all models	189.00
<b>FP647S*</b>	Set of 4 Floor Pans (FedEx)	1964-67 all models	325.00
<b>FP682SL</b>	Left Side Full Floor Pan	1968-72 all models	189.00
<b>FP682SR</b>	Right Side Full Floor Pan	1968-72 all models	189.00
<b>FP682S*</b>	Set of 4 Floor Pans (FedEx)	1968-72 all models	325.00
<b>FPB642F*</b>	Front Floor Pan Brace	1964-69 all models	155.00
<b>FPB702F*</b>	Front Floor Pan Brace	1970-72 all models	155.00
<b>FPB642M*</b>	Middle Floor Pan Brace	1964-69 all models	155.00
<b>FPB702M*</b>	Middle Floor Pan Brace	1970-72 all models	155.00
<b>FPB647R*</b>	Rear Floor Pan Brace	1964-67 all models	155.00
<b>FPB682R*</b>	Rear Floor Pan Brace	1968-72 all models	155.00


**above items marked with \* will require a oversize shipping surcharge of \$50.00 shipped to a U.S. address.**

### 1964-72 Outer and Inner Rocker Panels:

New sheetmetal Rocker Panels available for 1964-67 Cutlass-442 and 1968-72 Cutlass-442-Hurst Olds. Extends from below front of door to rear wheel opening. All rockers apply to 2 door models only.

<b>RP647L</b>	Left Outer Rocker Panel	1964-67 2 door models	175.00
<b>RP647R</b>	Right Outer Rocker Panel	1964-67 2 door models	175.00
<b>RP682L</b>	Left Outer Rocker Panel	1968-72 2 door models	175.00
<b>RP682R</b>	Right Outer Rocker Panel	1968-72 2 door models	175.00
<b>IRP682L</b>	Left Inner Rocker Panel	1968-72 2 door models	129.00
<b>IRP682R</b>	Right Inner Rocker Panel	1968-72 2 door models	129.00

**Shipping Surcharge of \$75.00 on all rocker panels shipped to a U.S. address.**



**1970-72 & 1973-77 4 Speed Standard Transmission Hump:** Welds to floor board on all 1970-72, 1973-77 Cutlass/442 models with 4 Speed Transmission.

Necessary item when converting your car from Automatic to Standard.

<b>STH702</b>	Standard Transmission Hump	1970-72 all S.T	85.00
<b>STH737</b>	Standard Transmission Hump	1973-77 all S.T.	85.00



**Steel Cage Nuts:** New steel cage nuts are welded to floor and trunk pans to accommodate the body mount bolts. Nuts have a 7/16" coarse thread.

<b>CN5477</b>	Steel Cage Nuts	1961-77 all	19.99 ea.
---------------	-----------------	-------------	-----------



### 1964-72 TRUNK FLOORS

Correct die stamped trunk floor pan packages made from automotive grade steel, usually 20-21 gauge. EDP coated primer for additional rust resistance.

1964-67 set total coverage is 68" W x 45" L. 1968-72 set total coverage is 62 1/2" W x 37" L. 7 pc sets include left, right, center floor section, two body mount braces, 2 floor braces. Spare tire rod bracket is not included.

<b>P647S</b>	Trunk Floor 7 pc Set	1964-67 all models	349.00
<b>P682S</b>	Trunk Floor 7 pc Set	1968-72 all models	349.00



P682S

**\*Shipping Surcharge of \$50.00 shipped to a U.S. address.**

**1968-69 & 1970-72 Trunk Floor Drop Off Section:** Fits 1968-69 and 1970-72 all models. Necessary when damage is between the trunk and quarter panel in the lower side floor area between quarter and trunk floor.

<b>DP689L</b>	Left Trunk Drop Off	1968-69 all models	99.00
<b>DP689R</b>	Right Trunk Drop Off	1968-69 all models	99.00
<b>DP702L</b>	Left Trunk Drop Off	1970-72 all models	99.00
<b>DP702R</b>	Right Trunk Drop Off	1970-72 all models	99.00




### TRUNK LIDS

Die stamped reproduction trunk lids fit 1970-72 Cutlass S, 442 2 door coupes, 1970-72 Cutlass Convertibles, and 1970-72 Cutlass Supreme Coupes. Deck Lids are shipped truck freight only.



<b>TL702S</b>	Trunk Lid	1970-72 Cutlass S, 442 Coupes	475.00
<b>TL702CV</b>	Trunk Lid	1970-72 Cutlass Convertibles	475.00
<b>TL702CSC</b>	Trunk Lid	1970-72 Cutlass Supreme Coupes	475.00



### 1966-67, 1970-72 Supreme Coupe Rear Deck Filler Panel:

Die stamped reproduction of the panel that fits between the back window and the trunk lid on the following models. EDP coated black primer.

<b>RDP645</b>	Rear Deck Filler Panel	1964-65 all 2 doors	199.00
<b>RDP667</b>	Rear Deck Filler Panel	1966-67 all 2 doors	155.00
<b>RDP702S</b>	Rear Deck Filler Panel	1970-72 all Supreme Coupe	155.00



**\*Shipping Surcharge of \$40.00 shipped to a U.S. address.**

**1970-72 Front Bumper Bars:** Inner Bumper Bar attach to the front bumper near the license plate area and the bumper brackets. Lower Bumper Bar attaches to outer lower bolt hole on front bumper and the bumper bracket. Outer Bumper Bars attach to the far outer holes in the bumper (on outside edges) to the bumper brackets.

<b>IBB702</b>	Inner Bumper Bars	1970-72 all	65.00 pr.
<b>LBB712</b>	Lower Outer Bumper Bars	1971-72 all	49.50 pr.
<b>OBB702</b>	Outer Bumper Bars	1970-72 all	65.00 pr.



**1970 Cutlass/442 Radiator Core Support:** New sheetmetal to replace damaged or rusted originals. Complete radiator core support assembly for all 1970 models. Shipped by truck freight only, please contact us for details.

<b>RCS70</b>	Radiator Core Support	1970 all	785.00
--------------	-----------------------	----------	--------



**1968-72 Cutlass/442 Front Cowl Assembly:** New cowl assembly available for 1968-72 Cutlass/442 models without A/C.


<b>FCA689</b>	Front Cowl Panel	1968-69 all	499.00
<b>FCA702</b>	Front Cowl Panel	1970-72 all exc. A/C	499.00



**\*Shipping Surcharge of \$80.00 shipped to a U.S. address.**

**Front Fender Patch Panels:** Patch panels for the rear lower portion of the front fenders are available for all 1968-69 & 1970-72 Cutlass models.

<b>FFP689L</b>	Left Front Fender Patch, 1968-69 all	125.00
<b>FFP689R</b>	Right Front Fender Patch, 1968-69 all	125.00
<b>FFP702L</b>	Left Front Fender Patch, 1970-72 all	125.00
<b>FFP702R</b>	Right Front Fender Patch, 1970-72 all	125.00



**1964-72 Front Cowl /Windshield Chanel Patch:** This is the sheetmetal piece along the bottom of the windshield that typically rusts out on 1964-72 Cutlass models.

<b>FCP647</b>	Front Cowl/Windshield Channel Patch	1964-67 all Cutlass-442	69.50
<b>FCP682</b>	Front Cowl/Windshield Channel Patch	1968-72 all Cutlass/442	115.00



**1968 Cutlass/Hurst Olds/442 Headlamp Fillers:**

Stamped sheetmetal pieces fill in the area behind the fender between the radiator core support and the headlight housings.

<b>HH68L</b>	Left Headlamp Filler (driver side)	1968 all	89.00
<b>HH68R</b>	Right Headlamp Filler (pass. side)	1968 all	89.00



**Spare Tire Hold Down Brackets:**

For 1964-70 and 1971-77 Cutlass models. Sheet metal bracket welds to trunk floor and accepts the spare tire hold down rod.

<b>SHD647</b>	Spare Tire Hold Down Bracket	1964-70 all models	14.50
<b>SHD717</b>	Spare Tire Hold Down Bracket	1971-77 all models	14.50



**Jack Stop Brackets:** For 1964-67 and 1968-72 Cutlass models. Metal bracket welds to trunk floor and holds jack in correct position under spare.

<b>JB647</b>	Jack Stop Bracket	1964-67 all models	13.50
<b>JB682</b>	Jack Stop Bracket	1968-72 all models	13.50



**1966-72 Bucket Seat Mounting Brackets:** For 1966-72 Cutlass models with bucket seats (or for cars with buckets being added). Sheet metal pieces attach to the floor and allow installation of bucket seat tracks.

<b>BSB670</b>	Bucket Seat Bracket Set (4 pc)	1966-70 all models	65.00 set
<b>BSB712</b>	Bucket Seat Bracket Set (4 pc)	1971-72 all models	65.00 set



**Sheet Metal Floor Pan Plugs:** Oval sheet metal plug measures 4 1/2" x 3 3/4" overall. Check your car for quantity needed.

<b>DPC642</b>	Sheet Metal Plug	1964-77 Cutlass-442	8.50 ea.
---------------	------------------	---------------------	----------







**1969 Hurst Olds Hood Scoop:** Our new reproduction of the popular dual snorkel hood scoop used on 1969 Hurst Olds models. Painstakingly recreated in our own new tooling. Correct fiberglass construction with the 'X' on the underside for strength and raised section on top center. Ten threaded studs on bottom to mount through factory holes in hood. A necessary item when building or restoring a 1969 Hurst/Olds.



**69HO** Fiberglass Hood Scoop 1969 Hurst/Olds 279.00

**\*Shipping Surcharge of \$50.00 shipped to a U.S. address.**

**1969 H/O, 1970-72 W-35 Option Rear Spoiler:**

Correct reproduction 3 piece W-35 Option Rear Spoiler features integral mounting studs. Technically correct for 1969 H/O, and optional on 1970-72 Cutlass S, 442 2 door hardtop and Sport Coupe only. Spoiler will fit all 1968-72 2 doors and convertibles.

**W35** Rear W35 Spoiler 1969 H/O, 1970-72 all 299.00  
**W35TEMP** Mounting Template 1969-72 all exc. Conv 24.50



**\*Shipping Surcharge of \$100.00 shipped to a U.S. address.**

**1970 Cutlass/442 Hood Extension:** New cast metal hood extension for all 1970 Cutlass and 442 models. Pictured here with the 442 emblems, emblems are sold separately. Holes are not pre-drilled for emblems, provisions are on the back of the extension for either the 442, 'S' or rocket emblems.

**HE700** Hood Extension between Grilles 1970 all Cutlass-442 109.00  
**HES690** Hood Extension Seal 1969-70 all 6.50  
**GB11** Hood Extension Rubber Bumper 1969-70 all 2.00 ea.



**1971-72 Front Bumper Plastic Shield:** Front Bumper Shield is commonly called the 'nose piece' and is the filler between the grilles and the bumper. Any pressure on the front end usually results in a broken shield. The Rocket Emblem is mounted in the provided holes.

Rocket Emblem not included, see page 6.

**FBS712** Front Bumper Shield 1971-72 All 119.00



**1969-72 Lower Radiator Gravel Deflector Panel:** Molded plastic filler panel located between the front bumper and the underside of the radiator. Panel does not include rubber sealing strip, RCD10 sold separately.

**LRD692** Lower Radiator Deflector 1969-72 all 139.00  
**RCD10** Deflector to Bumper Rubber Seal 1969-72 all 23.50  
**LRD692K** Deflector Hardware Kit 1969-72 all 9.00



**1976-77 Rear Quarter Rubber Extensions:** Original PVC Plastic fillers located between quarter panel and rear bumper. Paint to match color of car. Fits all 1976-77 Cutlass two door models. Inner metal retaining bracket included with rear fillers.

**RQE767** Rear Quarter Extensions 1976-77 all two doors 89.00 pr.



**1964-72 Door Hinge Assemblies:** New door hinges feature the detent bar, hinge pins and tension springs (where used). Correctly replace worn original upper and lower hinges on 1964-72 all Cutlass-442 models. Hinges should be painted to match vehicle.

<b>DH645U</b>	Upper Door Hinges	1964-65 all models	58.00 ea.
<b>DH645L</b>	Left Lower Door Hinge	1964-65 all models	65.00 ea.
<b>DH645R</b>	Right Lower Door Hinge	1964-65 all models	65.00 ea.
<b>DH667HL</b>	Left Lower Door Hinge	1966-67 all models	65.00 ea.
<b>DH667HR</b>	Right Lower Door Hinge	1966-67 all models	65.00 ea.
<b>DH667U</b>	Upper Door Hinge	1966-67 all models	58.00 ea.
<b>DH682L</b>	Left Lower Door Hinge	1968-72 all models	75.00 ea.
<b>DH682R</b>	Right Lower Door Hinge	1968-72 all models	75.00 ea.
<b>DH682U</b>	Upper Door Hinge (either side)	1968-72 all models	58.00 ea.



**DH645U**



**DH645L**



**DH667U**



**DH667R**



**DH682U**



**DH682L**



**HRK4959**



**DH027**



**DHB645**

**Door Hinge Pins and Hinge Detent Kits:** Hinge repair kit includes two new hinge pins and an assortment of oversized bushings to repair original hinges that are worn.

<b>HRK4959</b>	Door Hinge Repair Kit (one door)	1961-77 all models	9.75 ea.
<b>DH027</b>	Hinge Detent and Roller (two doors)	1968-72 all models	31.50 pr.

**Door Hinge Bolt Sets:** All new attaching bolts make installing new hinges easy. Each hinge use three bolts to attach into body and three bolts to attach into door.


<b>DHB645</b>	Hinge Bolt Set (24 pcs. both doors)	1964-65 all models	28.50 set
<b>DHB667</b>	Hinge Bolt Set (24 pcs. both doors)	1966-67 all models	28.50 set
<b>DHB682</b>	Hinge Bolt Set (12 pcs. one door)	1968-77 all models	15.00 set

**Door Jamb Vent Valves:** Black plastic vent valve gives a clean detailed look to your door jamb area. Fits 1969 Cutlass/442 Holiday Coupe and Convertible and 1970-72 All 2 Door models.

<b>DJV69</b>	Door Jamb Vent Valve	1969 Hol. Cpe. & Conv.	28.50 ea.
<b>DJV70</b>	Door Jamb Vent Valve	1970-72 All 2 Doors	29.50 ea.

**DJV69**

**DJV70**



**1966-68 Electrical Wiring Conduit (Boot):**

12" long rubber tube with 3 grommets fits all 1966-68 Cutlass-442 with power windows or power door locks. Sold in pairs.

<b>EWC668</b>	Door Jamb Wiring Boot	1966-68 all Cutlass	115.00 pr.
---------------	-----------------------	---------------------	------------

**1969-75 Electrical Wiring Conduit (Boot):**

New part is used on all 1969-75 Cutlass-442-H/O that are equipped with power locks or power windows. Two boots used per car.

<b>EWC695</b>	Door Jamb Wiring Boot	1969-75 all	29.50 each
---------------	-----------------------	-------------	------------




**1970-72 Manual Crank Door Window Regulators:** New window regulators fit all 1970-72 Cutlass-442 Holiday Coupe and Convertible models with manual cranking windows. For door windows only, will not work for quarter windows.

<b>WR702L</b>	Left Side Window Regulator	1970-72 Cutlass-442	95.00
<b>WR702R</b>	Right Side Window Regulator	1970-72 Cutlass-442	95.00



**1967-72 Door Latch assemblies:** New Door Latch Assemblies mount to the inside of the door with included screws.

<b>DL670R</b>	Right Door Latch Assembly	1967 all	73.50
<b>DL670L</b>	Left Door Latch Assembly	1967 all	73.50
<b>DL680R</b>	Right Door Latch Assembly	1968 all	73.50
<b>DL680L</b>	Left Door Latch Assembly	1968 all	73.50
<b>DL690R</b>	Right Door Latch Assembly	1969 all	69.50
<b>DL690L</b>	Left Door Latch Assembly	1969 all	69.50
<b>DL702R</b>	Right Door Latch Assembly	1970-72 all	69.50
<b>DL702L</b>	Left Door Latch Assembly	1970-72 all	69.50
<b>DLD490</b>	Door Latch Screw Package	1968-72 all	9.50 pkg of 6



**1964-76 Door Latch Strikers:** New reproduction door latch strikers fit 1964-72 and 73-76 all Cutlass models. Manufactured with the correct appearance and replaces often worn or unsightly original strikers.

<b>DSA642</b>	Door Striker	1964-72 all models	19.50 ea.
<b>DSA736</b>	Door Striker	1973-76 all models	21.00 ea.



**1966-67 Cutlass/ 442 Convertible Door Alignment Wedge Set:** Includes two brass wedges, two plastic wedges, four shims and mounting screws.

<b>CDW667</b>	Door Alignment Wedges	1966-67 Convertible	29.50 set
---------------	-----------------------	---------------------	-----------



**1968-72 Convertible Door Jamb Striker Plates:** Striker plates used only on convertible models. Brass plate is attached to door jamb on body and steel piece is attached to the door. Shims and screws are included. Sold in a set of six pieces, services both doors.

<b>CDP682</b>	Convertible Striker Plates	1968-72 Convertible	34.50 set
---------------	----------------------------	---------------------	-----------



**Inner Door Lock Rod and Bell Crank:** Includes threaded inner lock rod with bellcrank and attaching clip. Fits in either driver side or passenger side door on all 1969-72 Cutlass/ 442 models.

<b>IDL692</b>	Door Lock Rod and Bell Crank	1969-72 all	13.50 ea.
---------------	------------------------------	-------------	-----------



**Quarter Window Roller Assembly:** For 1968-72 Cutlass Holiday Coupes and Convertible rear quarter windows. Includes metal body with plastic and rubber bushings. Attaches to glass and regulator assembly on the quarter windows only. Two used per car.

<b>QWR682</b>	Quarter Window Roller Assembly	1968-72 Cutlass-442 Holiday Coupe & Conv.	12.50 ea.
---------------	--------------------------------	---	-----------



**1968-72 Quarter Window Guide Roller Springs:** Used to keep tension on the front window roller on quarter windows.

<b>QWRS682</b>	Quarter Window Roller Spring	1968-72 all	6.50 ea.
----------------	------------------------------	-------------	----------



**Convertible Quarter Window Upper Stop:** Metal bracket with rubber coating on end. Prevents quarter window from rolling up too far on 1968-72 Convertibles.

<b>CRWS682</b>	Convertible Rear Window Stop	1968-72 conv.	25.00 ea.
----------------	------------------------------	---------------	-----------



**Hood Hinges and Springs:** Reproduction Hood Hinge Assemblies to replace worn out original equipment. Available for 1964-67 Cutlass-442 and 1969-72, 1973-77 Cutlass-442-Hurst Olds models. Hinges and Hood Springs are sold separately.

<b>HH647R</b>	Right Side Hood Hinge	1964-67 all	89.50
<b>HH647L</b>	Left Side Hood Hinge	1964-67 all	89.50
<b>HS647</b>	Hood Hinge Spring	1964-67 all	13.50 ea.
<b>HH692R</b>	Right Side Hood Hinge	1969-72 all	84.00
<b>HH692L</b>	Left Side Hood Hinge	1969-72 all	84.00
<b>HS692</b>	Hood Hinge Spring	1969-72 all	16.00 ea.
<b>HHS682</b>	Hood Hinge Rear Spacer	1968-72 all	15.00 pr.
<b>HH737R</b>	Right Side Hood Hinge	1973-77 all	72.00
<b>HH737L</b>	Left Side Hood Hinge	1973-77 all	72.00
<b>HS737</b>	Hood Hinge Spring	1973-77 all	16.00 ea.
<b>HMK647</b>	Hood Hinge Mounting Kit	1964-67 all	16.50 kit
<b>HMK682</b>	Hood Hinge Mounting Kit	1968-72 all	16.50 kit



**COWL TO HOOD LACING STRIPS**



**1964-67 Cowl Lacing:**  
Fits all 1964-67 Cutlass models. Six foot length, molded rubber.  
**CL64** Cowl Lacing 1964-67 16.50



**1968-72 Cowl Lacing:**  
Fits all 1968-72 Cutlass models. Sold in a six foot length. High quality sponge rubber includes plastic fasteners.  
**CL68** Cowl Lacing 1968-72 16.50

**Hood Extension Seal:** For all 1969-70 Cutlass-442 models. Seals between hood and the cast hood extension.

**HES690** Hood Extension Seal  
1969-70 all 6.50



**Fender and Quarter End Cap Seals:**  
For 1966-67 front fenders and 1970-72 rear quarter panel cap mounting. Used as an anti-squeak and water preventative seal. Should be replaced when painting your car.

**FS667** Front Fender Cap Seals 1966-67 all 14.50 pr.  
**FS702** Rear Fender Cap Plastic Seals  
1970-72 Convertible and Supreme Coupe 19.50 pr.




**Trunk Latch:** New Trunk Latch assembly fits 1961-69 F85-Cutlass-442 models except wagons, 1970 all Cutlass-442 except wagons or power trunk release equipped models and 1971-72 all Cutlass-442 except wagons.

**TL592** Trunk Latch Assembly 1961-72 all exc. station wagon 39.50

**Inside Hood Latch/Lock Package:** Package includes Hood Latch Assembly and Cable with Inside Locking mechanism. Mounts under the dash and has the correct 'Hood' 'Lock' and 'Unlock' in chrome raised letters under slide lever. For 1970-72 all Cutlass-442 Models.

**IHR702** Inside Hood Latch/Lock Package  
1970-72 all 149.00



**1973-77 Inside Hood Release Cable & Handle:** New Inside Hood Release Cable comes complete with Inside Pull Handle. This one piece cable will replace the two piece design cables.

**HRC737** Inside Hood Release Cable 1973-77 all 79.00

**1964-72 Body Mount Kits and Radiator Core Support Kits:**

Body Mount Kits listed below for 1964-72 are complete with hardware and collars. All mounts were copied directly from GM originals and we have included the special convertible and hardtop mounts in the 1968-72 kit. This is not a generic kit other companies may sell. 1964-72 Body Mount Kits include metal collars and hardware. Radiator Core Support Kit and shims are sold separately.

<b>BM647K</b>	Body Mount Kit	1964-67 all	165.00
<b>BM682K</b>	Body Mount Kit	1968-72 all	195.00
<b>RC645K</b>	Radiator Core Support Kit	1964-65 all	55.00
<b>RC662K</b>	Radiator Core Support Kit	1966-72 all	45.00
<b>RC737K</b>	Radiator Core Support Kit	1973-77 all	60.00
<b>RCS662</b>	Radiator Core Support Shims	1964-72 all	6.50 ea.



**1973-77 Body Mount Bushing Kit:**

Reproduction body mounts for 1973-77 Cutlass/442. 24 piece set rubber with steel inserts and steel washers where necessary. Two bushings are solid rubber plugs. Replaces GM part #s 330942 (4), 457915 (10), 330955 (4), 377801 (2), 6271662 (2) and 330951 (2). Set does not include hardware.

<b>BM737K</b>	Body Mount Bushing Set	1973-77 all	289.00 set
---------------	------------------------	-------------	------------



**MANUAL ANTENNA MAST AND ANTENNA PARTS**

**Manual Antenna Mast:**

New Antenna Masts are available for all 1961-66 Cutlass-442 models. 1961-66 used a three piece mast with round tip. Mast is press fit into existing antenna lead-in.

<b>569310</b>	Round Antenna Mast	1961-66 all	65.00
---------------	--------------------	-------------	-------



**Manual Elliptical Antenna Masts:**

1967-69 models used an elliptical (oval) mast with a bullet tip. Mast is press fit into existing antenna lead-in. This antenna mast is supplied by an outside source. Very difficult and expensive process to manufacture. Made in USA.

<b>402253</b>	Elliptical Antenna Mast	1967-69 all	139.00
---------------	-------------------------	-------------	--------

402253

**1970-77 Windshield Antenna**

**Lead In Cable:** Cable that connects the antenna in the windshield to the radio.

<b>AN7088</b>	Windshield Antenna Wire	1970-77 all	23.00
---------------	-------------------------	-------------	-------



**Manual Antenna Plastic Nuts:** 1961-69 Cutlass/442 with manual antenna.

<b>AN586</b>	Manual Antenna Plastic Nut	1961-66 all	14.50
--------------	----------------------------	-------------	-------



<b>AN679</b>	Manual Antenna Plastic Nut	1967-69 all	13.00
--------------	----------------------------	-------------	-------



<b>MAS526</b>	Manual Antenna Base Seal (rubber grommet around antenna mast)	1961-66 all	3.00
---------------	---	-------------	------

**Power Antenna Chrome Nut:**

Chrome Power Antenna Nut fits all 1963-69 models with factory power antenna.

<b>PAN619</b>	Power Antenna Nut	34.50
---------------	-------------------	-------



**Rubber Antenna Grommets:**

Molded Rubber Antenna mounting pads for all 1963-69 Models with factory antennas.

<b>MAG619</b>	Manual Antenna Grommet	7.00 ea.
<b>MAG619A</b>	Power Antenna Grommet	7.50 ea.



**Antenna Ground Clip:** Spring steel ground clip used between cowl and hood to suppress radio static.

<b>AGS7078</b>	Antenna Ground	1970-78 all	14.00
----------------	----------------	-------------	-------



# Hub Caps and Super Stock I, II and III Wheel Parts

HC6670



HC6725



HC7011



**1966-75 Standard Hub Caps:** Known to restorers as 'Poverty Caps' or 'Dog Dish' Hubcaps. Once scorned and discarded, these desirable caps have now returned to the market. New stamped steel tooling and chrome plating have made these reproduction caps much nicer than the originals.

Licensed and approved by General Motors.

<b>HC6670</b>	1966 Standard Hub Cap (set of 4)	345.00 set
<b>HC6670A</b>	1966 Standard Hub Cap	89.00 ea.
<b>HC6725</b>	1967-69 Standard Hub Cap (set of 4)	319.00 set
<b>HC6725A</b>	1967-69 Standard Hub Cap	85.00 ea.
<b>HC7011</b>	1970-75 Standard Hub Cap (set of 4)	319.00 set
<b>HC7011A</b>	1970-75 Standard Hub Cap	85.00 ea.

## Super Stock I Center Caps:

Excellent chrome reproduction Center Wheel Ornament for SSI Wheels with rocket decal for 1966-72 Models. Sold complete with retainer and bolts.

**CO6696** SSI Center Cap 39.50 ea.



## Super Stock II Center Caps:

Beautiful chrome reproduction Center Wheel Ornament for SSII Wheels with rocket decal for 1968-72 Models. This center cap uses 5 bolts (included) to attach to wheel. (N66 option)

**CO6826** SSII Center Cap 49.00 ea.

**CWR99** Center Wheel Ornament Retainer for SSI Wheels 9.50 ea.



## Super Stock III Center Cap:

New reproduction push-on type Center Wheel Ornament for Super Stock III Wheels 15" x 7" used on 1973-77. Includes retainer for wheel push on application.

**CO7393** SSIII Center Cap 55.00 ea.

## Super Stock I Lug Nuts:

New reproduction of the chrome acorn type lug nuts used on all Super Stock I Wheels. Sold in a set of 20 or individually.

<b>WN713</b> Chrome Acorn Lug Nuts (20 pcs)	1965-68 all, 1969-72 SSI	120.00 set
<b>WN713A</b> Above Individual Nuts		7.00 ea.



## Super Stock II & III Wheel Bezels:

Polished Stainless steel Wheel Bezel Trim Rings for 1968-77 Super Stock II & III Wheels. These are the bezels that go into the 5 triangular holes in the rims. (uses 5 per wheel)

**WB67** SSII & SSIII Wheel Bezels 9.50 ea.



**Wheel Trim Ring:** Reproduction Stainless Steel Trim Rings for all 1970-72 SSI & II (deep) 14" x 7" Wheels.

**TR7019** Trim Rings 42.50 ea.

**Wheel Trim Ring:** Reproduction Stainless Steel Trim Rings for 1973-77 SSIII 15"x7" Wheels

**TR7377** Trim Rings 59.50 ea.



**WOL25** Embossed Center Ornament Decal with Rocket for 1968-72 SSII Wheels only. (2 1/8" dia.) 7.50 ea.

**WOL35** Embossed Center Ornament Decal With Rocket for 1966-72 SS I Wheels only. (1 3/4" dia.) 7.00 ea.



## Stainless Capped Lug Nuts:

Correct reproduction Lug Nuts with stainless steel caps for 1969-77 SSII, & III wheels. Sold in a set of 20 or individually.

<b>WN714</b> Capped Lug Nuts (20)	49.00 set
<b>WN714A</b> Above individual nuts	3.00 ea.

## Super Stock II Wheel Paint:

Charcoal Gray Wheel Paint in 16 oz. aerosol cans for 1968-72 SSII wheels.

**WP5S** Charcoal Grey Wheel Paint 19.50 ea.





**W-27 Option Aluminum Rear End Covers:** Fashionable accessory used on 1970-72 Oldsmobile. Normally applicable to Cutlass, 442, and Hurst/Olds, the cover can be used on any 10 or 12 bolt rear end housing built by Oldsmobile. Not only does the cover exhibit a unique styling, but also allows a lower operating temperature. Our cover packages include bolts, gasket, and dealer bulletin.

<b>W27-12B</b>	12 Bolt W-27 Rear End Cover	1970 all	119.00
<b>W27-10B</b>	10 Bolt W-27 Rear End Cover	1971-72 all	119.00
<b>DT642</b>	Differential Aluminum Tag	1964-72 all w/Positraction	6.00




**Differential Vent Valve:** This part is located on top of the differential housing. Necessary plastic part that is often broken or distorted over the years. Used on all 1965-77 Models. One used per car.

<b>DIF64</b>	Differential Vent Valve	8.50
--------------	-------------------------	------

**High and Low Note Horn Assemblies:** Reproduction high and low note horns for 1961-75 all models. Sold in a pair of one high note (F note) and one low note (D note). Includes mounting brackets. Delco-Remy on horn case per original. **NOTE:** GM parts books show the low note is originally an A note for Oldsmobiles. These horns are a good service replacement for inoperative units.



<b>H3911</b>	Horn Assemblies	1961-75 all	129.00 pr.
--------------	-----------------	-------------	------------



**1961-75 Power Window Motors:**

New Power Window Motors for all 1961-1977 2 and 4 Door Oldsmobiles with power windows. These motors have a square body and replace original worn motors perfectly. Specify driver or passenger side.

<b>M3898</b>	Right Power Window Motor (passenger side)	1961-77 all	149.00 ea.
<b>M3899</b>	Left Power Window Motor (driver side)	1961-77 all	149.00 ea.

**1966-68 Electrical Wiring Conduit (Boot):**

12" long rubber tube with 3 grommets fits all 1966-68 Cutlass-442 with power windows or power door locks. Sold in a pair.

<b>EWC668</b>	Wiring Boot	1966-68 all Cutlass	115.00 pr.
---------------	-------------	---------------------	------------



**1969-75 Electrical Wiring Conduit (Boot):**

New part is used on all 1969-75 Cutlass-442-H/O that are equipped with power locks or power windows. Two boots used per car.

<b>EWC695</b>	Wiring Boot	1969-75 all	29.50 ea.
---------------	-------------	-------------	-----------

**Power Window Switch Pigtails:** New plastic connector plug with wiring to replace worn originals without replacing entire door wiring harness. Plugs into the back of the single button power window switches. Wiring must be spliced onto existing harness.

<b>PWP647</b>	Power Window Switch Pigtail	1964-72 all	26.50 ea.
---------------	-----------------------------	-------------	-----------



**Wire Harness Hold Down Straps:** All styles used on all 1961-72 Models. Holds wiring harness in place on inner front wheel wells and in engine compartment. Black plastic as original.

<b>WHF05</b>	Wire Harness Strap	1961-65 most models	7.50 ea.
<b>WHF07</b>	Wire Harness Strap	1966-69 most models	7.50 ea.
<b>WHF06</b>	Wire Harness Strap	1970-77 most models	7.50 ea.



# ELECTRICAL COMPONENTS & TUNE-UP PARTS

**AC Delco Spark Plugs:** We have AC Spark Plugs in stock for tune-ups to keep your Oldsmobile engine running at peak performance. Keep your GM car all GM. Plugs are sold in a set of eight for 36.00 per set.

**R43S fits:**  
 1964-67 330 4 Barrel  
 1965-69 400 all  
 1968 455 Hurst/Olds

**R45S fits:**  
 1964-67 330 2 Barrel  
 1968-70 350 all  
 1969-70 455 all  
 1971-72 350-455 all



**Ignition Components:** All components of the tune-up kits are available separately. The ignition Coils are NOT included in tune-up kits.

<b>D106PS</b>	Ignition Point Set	1961-73 all	29.50
<b>D204</b>	Ignition Condenser	1961-73 all	12.50
<b>D426R</b>	Distributor Rotor	1961-73 all	13.50
<b>DR429</b>	Distributor Cap	1961-73 V8	26.50
<b>337166</b>	Ignition Coil	1961-73	79.00
<b>CB6481</b>	Coil Bracket	1961-74 all	29.00

**Tune-Up Kit:** For all 1961-73 V8 Engines. Includes distributor cap, rotor, point set, and condenser. Our kits feature the correct smooth texture black distributor cap for original appearance. Individual parts are listed to the right.

**TK5** Tune-Up Kit 1961-73 all V8 69.00

**Breakerless SE Ignition Conversion Kit:** Replaces stock points with an electronic SE Ignition Module

**38131** 1962-74 all V8 192.00



## Air Filters-PCV Valves-Crankcase Vent Breather

<b>A366C</b>	Air Filter	1970-72 350, 455 V8 Outside Air Induction Cars (Ram Air)	18.50
<b>A90CW</b>	Air Filter	1965-67 330 4V, 1965 400 4V, 1966-67 400 4V with Auto. Trans	19.50
<b>A212CW</b>	Air Filter	1966-67 4 Barrel, 1968-77 V8 4 Barrel Non O.A.I.	18.00
<b>FB59</b>	Air Cleaner Breather Filter	1968 all, 1969-71 6 cylinder	7.50
<b>FB56</b>	Crankcase Vent Breather	1969-76 all	18.50
<b>CV679C</b>	PCV Valve	1964-76 all V8	12.00

**IGNITION WIRE SETS:** Correct Reproduction Delco-Packard Date-Coded Wire Sets. Superior workmanship that replaces worn or unsightly aftermarket wires. Coded 1st Quarter of year application with correct boots.

<b>1Q64</b>	Ignition Wire Set	1964 all	89.00
<b>1Q65</b>	Ignition Wire Set	1965 all	89.00
<b>1Q66</b>	Ignition Wire Set	1966 all	89.00
<b>1Q67</b>	Ignition Wire Set	1967 all	89.00
<b>1Q68</b>	Ignition Wire Set	1968 all	89.00
<b>1Q69</b>	Ignition Wire Set	1969 all	89.00
<b>1Q70</b>	Ignition Wire Set	1970 all	89.00
<b>1Q71</b>	Ignition Wire Set	1971 all	89.00
<b>1Q72</b>	Ignition Wire Set	1972 all	89.00



## Spark Plug Wire Retainers:

We have the correct black plastic retainers used on all 1961-72 Models. There are two different designs for right and left side. Sold as pairs.

**SPR615** Wire Retainers 1961-72 all 14.50 pr.

## 1968-71 Battery Cable Clamp:

Used to hold the negative battery cable to the alternator bracket or the power steering bracket on 1968-71 Cutlass/442 models.

**BCC681** Battery Cable Clamp 1968-71 all 15.00

## 1965-72 Engine Ground Strap Bolt Kit:

**GS6560B** Ground Strap Bolts 1965-72 all 7.50





**Original Battery Trays and Hold Down Parts:**

<b>BT6445</b>	Battery Tray (10" x 6 1/2")	1964-65 all	65.00
<b>BT6639</b>	Battery Tray (10 3/8" x 7 7/8")	1966-67 all	55.00
<b>BT6875</b>	Battery Tray (10 3/8" x 7 1/4")	1968-72 all 350 & 400	34.50
<b>BT6903</b>	Battery Tray (12" x 7 1/2")	1968-72 all 455 Engine	34.50
<b>BT7577</b>	Battery Tray (10 1/4" x 6 3/4")	1975-77 all Cutlass	69.50
<b>HD6117</b>	Battery Hold-Down	1961-63 F85, 1966-67 all	34.50
<b>HD6478</b>	Battery Hold-Down	1964-65 330 V8	34.50
<b>HD6500</b>	Battery Hold Down	1965 442 models	34.50
<b>HD6560</b>	Battery Hold-Down Clamp	1968-72 all	7.50
<b>HD7387</b>	Battery Hold Down	1973-77 all	39.00
<b>GS6560</b>	Engine Ground Strap to Cowl (10 1/2" long)	1965-72 all	13.00
<b>HDB005</b>	Battery Hold-Down Bolt	1961-63 F85, 1966-67 all (2 per car)	11.00 ea.



**1964-74 Cutlass-442-H/O Battery Cables:** Reproductions of original equipment Delco-Packard Cables. Complete with part number, correct color and gauge cable, hot wire pigtail, cable insulator, etc. Please note that not all cables were Spring Ring design. Right angle and bolt type connectors are supplied where originally used by G.M.

**Negative Battery Cables**

<b>N04380</b>	1964-65 330	44.50
<b>N05605</b>	*1965 400	47.50
<b>N09230</b>	1966 330	45.00
<b>N21540</b>	1966-67 W30 only	49.50
<b>N21565</b>	1966-67 W30 Engine to Frame	26.50
<b>N09805</b>	1966 400, 1967 all V8	43.00
<b>N12475</b>	1968 350, 1969 350 all 2V, all S.T., 1970 350 A/T 2V, & all S.T., 1971 all 350	43.00
<b>N12470</b>	1968 400, 455, 1969 350 V8 A/T 4V, 400 & 455 all 1970 350 A/T 4V	43.00
<b>N15670</b>	*1970 all 455	59.00
<b>N21765</b>	*1971 all 455	55.00
<b>N29675</b>	1972 350 V8 (side post)	49.50
<b>N29740</b>	1972 455 V8 (side post)	53.00
<b>N22195</b>	1973-74 350 V8	49.00
<b>N22830</b>	1973-74 455 V8	59.00

\*Original connector. Not Spring Ring type.

**BCG30 Battery Cable Grommet:**

Used on all 1966-67 W30 options with trunk mounted battery. Keeps the battery cable from contacting sheetmetal in trunk.

**BCG30 Battery Cable Grommet** 22.00 ea.

**1972 Positive Side Post Battery Plastic Cap:**

Used on 1972 models only, covers positive battery cable terminal. Red plastic.

**BCC72A Battery Cable Cap** 16.50

**Positive Battery Cables**

<b>P05420</b>	1964 all V8, 1965 330	45.00
<b>P06205</b>	*1965 400	46.00
<b>P09445</b>	1966-67 330	46.00
<b>P09800</b>	1966-67 400	48.00
<b>P22215</b>	1966-67 W30 Only	109.00
<b>P11540</b>	1966-67 Junction Block to Starter cable	56.00
<b>P12465</b>	1968 350 A/T 2V	46.00
<b>P09900</b>	1968 350 A/T 4V, 400	46.00
<b>P09915</b>	1968 350 S.T.	46.00
<b>P12530</b>	1969 350 A/T 2V	46.00
<b>P12525</b>	1969 350 A/T 4V, 400, 455	48.00
<b>P12520</b>	1969 350 S.T.	46.00
<b>P14575</b>	1970 350 A/T 2V, 350 S.T., 1971 all 350	46.00
<b>P14580</b>	1970 350 A/T 4V, all 455	49.00
<b>P21770</b>	1971 all 455	53.00
<b>P21795</b>	1972 350 V8 (side post)	49.00
<b>P21800</b>	1972 455 V8 (side post)	53.00
<b>P22840</b>	1973 350 V8	49.00
<b>P22835</b>	1973 455 V8	52.00
<b>P22865</b>	1974 350 V8	52.00
<b>P22860</b>	1974 455 V8	52.00



**Battery Cable Terminal Block Cover:** Replaces original dried and cracked covers perfectly.

For use on 1964-68 all Models where positive battery cable junction occurs.

**BCC648 Battery Cable Terminal Cover** 13.50



**Alternator Plastic End Cap: Red** or Black plastic cap used on 1962-75 Alternators, covers hot wire.

Most cars used red caps while others had black. Check your car for proper color.

**APC62R** Alternator End Cap (Red) 1961-77 all 9.50

**APC62B** Alternator End Cap (Black) 1961-77 all 9.50



**1966-72 Alternator Bracket Set:**

New Alternator Brackets for 1966-72 Cutlass/442 V8 models without A/C. Three piece set includes bottom cast bracket, top stamped steel bracket and top bracket brace.


**ABS667** Alternator Bracket Set 1966-72 129.00 set

**Remanufactured AC Delco Alternators:** AC Delco Alternator for 1969-72 with internal or external voltage regulator and rear case input. Alternator is 55 amp for cars without Air Conditioning.

Alternators carry a one year warranty from date of purchase.

**2110** Alternator 1969-71 w/ external regulator 139.00

**1264** Alternator 1970-72 w/ internal regulator 139.00



**BCTA6874**

**1968-74 V8 Battery Cable Tubes:** Necessary part for all detailed restorations of Cutlass, 442, H/O models with V8 engines. Positive battery cable is routed through tube at rear of engine for heat protection. Made of brown heat resistant material and mounting bracket is included. Automatic transmission cars used 5 1/8" long tubes while manual transmission cars used 7 5/16" long tubes.

**BCT684** Battery Cable Tube & Bracket 1968-74 350 Standard Trans. 79.50

**BCT684A** Battery Cable Tube & Bracket 1968-74 400-455 Standard 79.50

**BCTA6874** Battery Cable Tube & Bracket 1968-74 Automatic Trans. 49.50

**WIRING HARNESSES**

**Wiring Harnesses:** Harnesses are sold in sections as they were originally by GM with all the correct color codes and connectors. Manufacturer is quality minded and has used GM blueprints and parts suppliers wherever possible. All wiring harness installations are recommended for professional technicians ONLY, there are no instructions or diagrams included, nor can we provide them.

**Engine Main Wiring and Dash Rear Harnesses**

<b>2982995</b>	1964 all	129.00	<b>6297005</b>	1968-69 W/Rally Pack & UHV Ignition	136.00
<b>2987081</b>	1965 all	129.00	<b>8903732</b>	1970 all with A.T.	136.00
<b>6289982</b>	1966 all exc. Rally Pack	129.00	<b>8903733</b>	1970 all with S.T.	136.00
<b>6290356</b>	1966 all with Rally Pack	129.00	<b>8904043</b>	1971 all with A.T.	136.00
<b>6290296</b>	1967 all exc. Rally Pack	136.00	<b>8907807</b>	1971 all with S.T.	136.00
<b>6290616</b>	1967 all with Rally Pack	136.00	<b>8908626</b>	1972 all with S.T.	165.00
<b>6299313</b>	1968-69 w/Rally Pack	129.00	<b>8908627</b>	1972 all with A.T.	165.00
<b>8906983</b>	1968-69 exc. Rally Pack	129.00			

NOTE: You will need to purchase the Engine Main Wiring & Dash Rear Harness plus the Front Light and Engine Harness if you wish to change all the wiring under the hood.

**Front Light and Engine Harnesses**

<b>2982993</b>	1964 all	169.00	<b>6297860</b>	1969 exc A.C. with Internal alternator regulator	209.00
<b>2987083</b>	1965 all	169.00	<b>6299451</b>	1970 no A.C. or int. reg.	219.00
<b>6290530</b>	1966 all exc Rally Pack	169.00	<b>6299452</b>	1970 w/A.C., no int. reg.	209.00
<b>6290358</b>	1966 all w/Rally Pack	189.00	<b>6299453</b>	1970 int. reg., no A.C.	209.00
<b>6290297</b>	1967 all	169.00	<b>6299454</b>	1970 int. reg. with A.C.	209.00
<b>6295868</b>	1968 all w/o A.C.	209.00	<b>8904045</b>	1971 all exc int. reg.	219.00
<b>6295870</b>	1968 all with A.C.	219.00	<b>8904046</b>	1971 with internal reg.	219.00
<b>6297429</b>	1969 all w/o A.C., ext. reg.	219.00	<b>8908628</b>	1972 all	209.00
<b>6297430</b>	1969 all with A.C., ext. reg.	219.00			
<b>6297863</b>	1969 all with A.C. and internal regulator	209.00			

## Dash Harnesses

Some dash harness applications require customer to supply original fuse box and will require 2-3 weeks delivery.

**Harnesses marked with a \* need fuse boxes.**

<b>04335</b> 1964 all w/ auto trans.	469.00*	<b>13250</b> 1968 all Cutlass/442 with Rally Pak	535.00
<b>04330</b> 1964 all w/ manual trans.	469.00*	<b>12775</b> 1969 all Auto Trans, no Rally Pak	535.00
<b>05205</b> 1965 all Cutlass/442	469.00*	<b>13495</b> 1969 all Man Trans, no Rally Pak	515.00
<b>18300</b> 1966 Cutlass/442 w/ Rally Pak	519.00*	<b>12720</b> 1969 all Cutlass/442 with Rally Pak	535.00
<b>10645</b> 1966 Cutlass/442 no Rally Pak	469.00*	<b>15660</b> 1970 all Auto Trans, no Rally Pak	535.00
<b>10495</b> 1966 F85 w/ Rally Pak	519.00*	<b>13570</b> 1970 all Man Trans, no Rally Pak	515.00
<b>10640</b> 1966 F85 no Rally Pak	469.00*	<b>15665</b> 1970 all Cutlass/442 with Rally Pak	545.00
<b>10285</b> 1967 all Auto Trans, no Rally Pak	469.00*	<b>15820</b> 1971 all Auto Trans, no Rally Pak	545.00
<b>11615</b> 1967 all Man Trans, no Rally Pak	469.00*	<b>15815</b> 1971 all Man Trans, no Rally Pak	515.00
<b>11620</b> 1967 all Cutlass/442 with Rally Pak	519.00*	<b>15825</b> 1971 all Cutlass/442 with Rally Pak	545.00
<b>12760</b> 1968 all Auto Trans, no Rally Pak	535.00	<b>16700</b> 1972 all Auto Trans, no Rally Pak	545.00
<b>12755</b> 1968 all Man Trans, no Rally Pak	535.00	<b>16695</b> 1972 all Man Trans, no Rally Pak	550.00
		<b>16880</b> 1972 all Cutlass/442 with Rally Pak	550.00

## Console Harnesses & Console Extension Harnesses

The console harness is the wiring within the console. Extension Harness is the wiring from the instrument panel to the console.

### Console Extension Harness

<b>04455</b> 1964-65 Auto Trans	63.50
<b>04450</b> 1964-65 Manual Trans	63.50
<b>09435</b> 1966 Auto Trans	63.50
<b>09420</b> 1966 Manual Trans	63.50
<b>10490</b> 1967 Auto Trans	63.50
<b>12770</b> 1968 Auto Trans	67.00
<b>13420</b> 1969 Auto Trans	67.00
<b>15695</b> 1970 Auto Trans	63.50
<b>15995</b> 1971-72 Auto Trans	63.50

### Heater Control Harnesses

<b>18305</b> 1964-67 all except A/C	38.50
<b>12115</b> 1968-69 all except A/C	41.50
<b>18310</b> 1970-72 all except A/C	38.50

### Glove Box Light Wires

<b>06075</b> 1966 all Models	23.50
<b>11665</b> 1968-1969 all Models	31.50

### Clock Harnesses

<b>09970</b> 1966-67 all Models	22.50
<b>11090</b> 1968-72 all Models	22.50

### Cruise Control Harnesses

<b>05770</b> 1965 all with Cruise Control	56.00
<b>10055</b> 1966 all with Cruise Control	46.00
<b>11115</b> 1967 all with Cruise Control	46.00
<b>12270</b> 1968 all with Cruise Control	46.00
<b>13280</b> 1969 all with Cruise Control	59.00
<b>15610</b> 1970-71 all with Cruise Control	59.00
<b>16730</b> 1972 all with Cruise Control	59.00

### Console Harness

<b>04460</b> 1964-65 Auto Trans	61.50
<b>04465</b> 1964-65 Manual Trans	61.50
<b>09430</b> 1966 Auto Trans	61.50
<b>10485</b> 1967, 1968, 1969 Auto Trans	61.50
<b>15590</b> 1970 Auto and Manual Trans	61.50
<b>16000</b> 1971-72 Auto and Manual Trans	61.50

### Air Conditioning Harnesses

<b>06045</b> 1964 all with A/C	156.00
<b>09370</b> 1965 all with A/C	156.00
<b>09450</b> 1966 all with A/C	156.00
<b>10600</b> 1967 all with A/C	167.00
<b>12705</b> 1968 all with A/C	156.00
<b>13325</b> 1969 all with A/C	156.00
<b>18560</b> 1970 all with A/C	156.00
<b>15935</b> 1971 all with A/C	156.00
<b>16690</b> 1972 all with A/C	156.00
(requires 36203 harness, below)	
<b>36203</b> 1972 Thermal Limiter Jumper Extension (used with 16690)	45.00

### Rear Window Defroster Harnesses

<b>05245</b> 1964-65 all except conv.	57.00
<b>10690</b> 1966-67 all except conv.	57.00
<b>13295</b> 1968-69 all except conv.	57.00
<b>17175</b> 1970 all except conv.	57.00
<b>15950</b> 1971 from switch to relay	67.00
<b>15955</b> 1971 relay jumper (use with 15950 on A/C equipped cars only)	37.00
<b>16745</b> 1972 from switch to relay	69.50
<b>16750</b> 1972 relay jumper (use with 16745 on A/C equipped cars only)	37.00



## Courtesy Lights & Dome Light Harnesses

<b>06890</b>	1964 Holiday Coupe Courtesy Light with dual sail panel lights	46.00
<b>06885</b>	1964 F85 Coupe with Dome Lens mounted in center of roof	26.50
<b>06880</b>	1964 F85 4 Dr Sedan Dome Lens	26.50
<b>07580</b>	1965 Cutlass and F85 Coupes with center roof Dome Lens	26.50
<b>07575</b>	1965 F85 4 Dr Sedan Dome Lens	26.50
<b>04470</b>	1964-67 Courtesy Lights under dash	49.00
<b>07710</b>	1965-67 Cutlass Holiday Coupe with Courtesy Lights in Sail Panels	49.00
<b>12765</b>	1968 Courtesy Lights under dash	49.00
<b>13415</b>	1969 Courtesy Lights under dash	49.00
<b>15600</b>	1970-72 Courtesy Lights under dash	42.00

### 1968-72 Power Window Harnesses

Earlier year applications are available, please inquire.

<b>31135</b>	1968 Driver Side Power Window	177.00
<b>14165</b>	1968 Passenger Side Power Window	107.00
<b>14405</b>	1968 Quarter Side Windows (both sides) and Intermediate Body	137.00
<b>39470</b>	1969 all 2 Door Driver Side	227.00
<b>37817</b>	1969 all 2 Door Passenger Side	117.00
<b>14405</b>	1969 Quarter Side Windows (both sides) and Intermediate Body	137.00
<b>31140</b>	1970-71 Driver Side all 2 door	227.00
<b>39471</b>	1972 Driver Side all 2 door	227.00
<b>14470</b>	1970-72 Passenger Side all 2 door	127.00
<b>14505</b>	1970-72 Quarter Side Windows (both sides) all 2 door	147.00

### Power Accessory Lead Wires

<b>07700</b>	1965-67 Power Seat Feed Wire	19.50
<b>05195</b>	1967 Power Lead Wire Junction Block to Circuit Breaker	19.50
<b>12320</b>	1968 Power Lead Wire Junction Block to Circuit Breaker	19.50
<b>13275</b>	1969-71 Power Lead Wire Junction Block to Circuit Breaker	19.50

### Miscellaneous Harnesses

<b>10400</b>	<b>Oil Sending Unit Jumper Wire</b>	1966-67 all V8 with A/C	16.00
<b>10477</b>	<b>Oil Sending Unit Jumper Wire</b>	1971-72 all w/ Rally Pack Gauges	29.50
<b>11375</b>	<b>Transistor Ignition Jumper Wire</b>	1967 all	19.50
<b>13490</b>	<b>Neutral Safety Switch Extension Harness</b>	1969-72 all with Manual Trans	31.50
<b>05755</b>	<b>1965-67 V8 Transmission Kick Down Control Wire</b>	1965-67 all V8	29.50
<b>15615</b>	<b>1970-72 Trunk Release Jumper Wire</b>	1970-72 all Models	19.50
<b>10070</b>	<b>1968 Underhood Light Extension Wire</b>	1968 all Models	18.50
<b>13270</b>	<b>1969 Underhood Light Extension Wire</b>	1969 all Models	18.50
<b>15885</b>	<b>1971 Wiper Harness</b>	1971 models with Wiper Washer Demand	36.00

## Backup Light Extension Harnesses

<b>CH46187</b>	1964-66 4 Speed Manual Trans Backup Light Extension Harness	33.50
<b>04600</b>	1964-66 all Models Rear Body Harness to Backup Lights	33.50
<b>H11130</b>	1967-68 4 Speed Manual Trans Backup Light Extension Harness	33.50

### Rear Body Light Harnesses

<b>07195</b>	1964 Cutlass Convertible	178.00
<b>07190</b>	1964 Cutlass Holiday Coupe, F85 Sport Coupe & F85 4 Dr Sedan	178.00
<b>07740</b>	1965 all Convertibles	186.00
<b>07735</b>	1965 all Hardtops	178.00
<b>07435</b>	1966 all Convertibles	186.00
<b>07015</b>	1966 all Coupes	178.00
<b>14030</b>	1967 Cutlass and F85 Convertible	186.00
<b>13895</b>	1967 Cutlass and F85 Coupe	178.00
<b>13905</b>	1967 Supreme & 442 Convertible	186.00
<b>13900</b>	1967 Supreme & 442 Coupe	178.00
<b>14160</b>	1968 all Convertibles	186.00
<b>14155</b>	1968 all 2 door Coupe	178.00
<b>14360</b>	1969 Convertible Rear Body Intermediate Harness	123.00
<b>14355</b>	1969 Coupe Rear Body Intermediate Harness	107.00
<b>14365</b>	1969 Rear Panel Light Harness Coupe & Convertible	127.00
<b>18315</b>	1970-72 Convertible Rear Body Intermediate Harness	123.00
<b>14460</b>	1970-72 Coupe Rear Body Intermediate Harness	123.00
<b>14455</b>	1970-72 Rear Panel Light Harness Coupe & Convertible	133.00
<b>17185</b>	1972 Convertible Rear Body Intermediate Harness with seat belt warning	133.00
<b>17180</b>	1972 Coupe Rear Body Intermediate Harness with seat belt warning	117.00



### Fuel Tank Lead Wires

<b>01040</b>	1968-72 all exc. Wagons	23.50
<b>11910</b>	1968-72 Wagons	28.50

### Power Convertible Top Harnesses

<b>18395</b>	1964 Cutlass/442 Convertible	69.50
<b>05805</b>	1965 Cutlass/442 Convertible	69.50
<b>09425</b>	1966-67 Cutlass/442 Convertible	69.50
<b>15605</b>	1970-71 Cutlass/442 Convertible	69.50
<b>16735H</b>	1972 Cutlass/442 Convertible	69.50

### Ash Tray Lamp Harnesses

<b>09375</b>	1966-67 all Cutlass/442	26.00
<b>12120</b>	1968 all Cutlass/442	26.00

### Tachometer Harnesses

<b>T10145</b>	1966 Cutlass/442 with Tach	33.50
<b>T13265</b>	1968-69 Cutlass/442 with Tach	33.50
<b>T15810</b>	1970-72 Cutlass/442 with Tach	51.50

### Interior Ground Wires

<b>11070H</b>	1967-69 Instrument Cluster	16.50
<b>11125</b>	1967-71 Tape Player to Dash	16.50
<b>12255</b>	1968-69 Map Light	16.50

### Power Antenna Harnesses

<b>06195</b>	1966-67 with Rear Power Antenna	39.50
<b>30700</b>	1968-69 with Rear Power Antenna	39.50

### Power Seat Harnesses

<b>07600</b>	1965 4-way Bucket, driver's side	133.00
<b>07595</b>	1965-67 4-way power seat	133.00

## Cutlass/442 Interior/ Exterior Light Bulbs

Bulbs used will vary so check your Chassis Service Manual for correct quantities and applications on bulb numbers. Application descriptions listed below are generalized and may change depending on year and model.

<b>89</b>	Courtesy Lamp Bulb	1973-77 all models	4.00 ea.
<b>90</b>	Courtesy Lamp Bulb	1961-69 all Coupes	4.00 ea.
<b>97</b>	Courtesy Lamp Bulb	1970-72 all Coupes	4.00 ea.
<b>97</b>	License Lamp Bulb	1965-77 all models	4.00 ea.
<b>161</b>	Dash Instrument Panel Bulb	1968-77 Seat Belt and Brake Light	3.00 ea.
<b>168</b>	Dash Instrument Panel Bulb	1968-77 all	3.00 ea.
<b>194</b>	Dash & Side Marker Lamp Bulb	1964-77 all Dash, 1968-69 Rear Side Markers, 1970-77 Front and Rear Side Markers, 1964-72 High Beam and Turn Signal Indicator	3.00 ea.
<b>194A</b>	Front Side Marker Bulb (amber bulb)	1968-69 all models	3.00 ea.
<b>211B</b>	Dome Lamp Bulb	1964-77 all Center Roof Dome Light	4.00 ea.
<b>212</b>	Dome Lamp Bulb	1973-77 all Side Roof Dome Light (2 per car)	4.00 ea.
<b>563</b>	Map Light Bulb	1968-72 all models	5.50 ea.
<b>631</b>	Trunk Lamp Bulb	1967-72 all models	5.00 ea.
<b>1156</b>	Back Up Lamp Bulb	1964-77 all models	4.00 ea.
<b>1157</b>	Park and Tail Lamp Bulb (clear bulb)	1961-66 Park Light, 1961-77 Tail Light	5.00 ea.
<b>1157NA</b>	Park and Turn Signal Bulb (amber bulb)	1967-77 all models	5.00 ea.
<b>1445</b>	Ash Tray, Heater Control and Console Bulb	1964-72 all models	4.00 ea.
<b>1816</b>	Shift Indicator and Clock Bulb	1966-77 most models	4.00 ea.
<b>1893</b>	Radio and Clock Bulb	1964-77 all radio, 1964-65 all clock	3.00 ea.
<b>1895</b>	Glove Box Lamp Bulb	1964-67 all models	4.00 ea.



**T3 Headlamps:** New T3 bulbs fit all 1961-71 Oldsmobiles. Made under license from General Motors and produced by an OEM manufacturer. These bulbs cannot be distinguished from the originals. Sold in pairs only, i.e. one low beam and one high beam.


<b>T3607</b>	T3 Headlamps	1961-67 all Models	98.50 pr.
<b>T36871</b>	T3 Headlamps	1968-71 all Models	98.50 pr.



# ELECTRICAL SWITCHES

**Ignition Switches:** New replacement ignition switches are current A/C Delco when available, Standard Ignition is substituted when A/C Delco is no longer available.

<b>D1482A</b>	Ignition Switch	1966-67 all	53.50
<b>D1415B</b>	Ignition Switch	1968 all	43.50
<b>D1404B</b>	Ignition Switch	1969-77 without Tilt Wheel	36.50
<b>D1405B</b>	Ignition Switch	1969-77 with Tilt Wheel	36.50



**Back-up Light Switch and Harness:** Replacement switch with wiring pigtail and correct connectors.

<b>1993661</b>	Back-up Light Switch and Harness		
		1964-68 all with 4 Speed Transmission	93.00




**Neutral Safety Switch:** Correct switch and connectors for all 1964-66 models equipped with the Jetaway 2 speed automatic transmission.

<b>1993659</b>	Neutral Safety Switch	1964-66 Jetaway	29.50
----------------	-----------------------	-----------------	-------

**Neutral Safety/ Back-Up Light Switch:** 1993381 Mounts on the floor shifter in cars with auto trans with a console. Fits 1967-70 models except 1968 Hurst Olds and 1970 with Dual Gate. 9779665 is for 1968 Hurst Olds only, mounts on column.

<b>9779665</b>	Neutral Safety/ Back Up Switch		89.50
		1968 Hurst Olds	
<b>1993381</b>	Neutral Safety/ Back Up Switch		94.00
		1967-70 with Auto Trans and Console	
<b>1993456</b>	Neutral Safety/ Back Up Switch		33.50
		1971-72 Auto Trans, on column	



**1970 Dual Gate Neutral Safety Switch Mounting Bracket:** Metal bracket and two fastening screws used for attaching the Neutral Safety Switch on 1970 models equipped with the Dual Gate Shifter.

<b>NSB70</b>	Neutral Safety Switch Bracket	1970 Dual Gate	19.50
--------------	-------------------------------	----------------	-------

**1969-72 Standard Transmission Back Up Light Switch:** Fits all 1969-72 Cutlass and 442 models with standard transmission. Mounts on bottom of steering column.

<b>3943657</b>	Standard Transmission Back Up Switch	1969-72	49.50
----------------	--------------------------------------	---------	-------



**1968-72 Parking Brake Warning light Switch:** Small switch attaches to the parking brake lever and controls the parking brake warning light in the dash.

<b>9781678</b>	Park Brake Warning Light Switch	1968-72 all	19.50
----------------	---------------------------------	-------------	-------




**1964-77 Brake Stop Light Switch:** Switch threads into a bracket near the brake pedal arm and is activated when brake pedal is depressed.

<b>SLS66</b>	Brake Stoplight Switch	1964-77 all models	19.50
--------------	------------------------	--------------------	-------

**Headlight Switches:** Most A/C Delco switches have been discontinued. We substitute with Standard Ignition brand switches when A/C Delco are no longer available.

<b>DS155</b>	Headlight Switch (Standard Ignition)	49.50
	1964-72 all Cutlass/442 models	
<b>D808</b>	Headlight Dimmer Switch (button in floor)	23.50
	1964-75 all Cutlass/442 models	



**Turn Signal Switches:** 1965-77 Turn Signal Switches include wiring connections and pigtail. 1965-66 Cutlass models used two different type switches, check your original switch in car for proper application.

<b>D6220</b>	Turn Signal Circuit Switch (mounts on column)	67.50
	1964-66 all models	
<b>D6203</b>	Turn Signal Switch (stamped Guide)	64.50
	1965-66 without tilt wheel	
<b>D6200</b>	Turn Signal Switch (BPC metal housing switch)	87.50
	1965-66 without tilt wheel	
<b>D6211</b>	Turn Signal Switch (Delco white plastic)	59.50
	1967-68 all	
<b>D6208</b>	Turn Signal Switch	54.50
	1969-77 all	



**Turn Signal Cancel Cams and Actuators:** New Turn Signal Cancel Cams and Cancel Cam Actuators for 1964-74 Cutlass models listed.

<b>TSC646</b>	Turn Signal Cancel Cam	1964-66 w/o tilt	23.00
<b>TSCA68</b>	Turn Signal Cancel Cam Actuator	1968 w/o tilt	9.50
<b>TSC68T</b>	Turn Signal Cancel Cam	1968 with tilt	14.50
<b>TSCA694</b>	Turn Signal Cancel Cam Actuator	1969-74 w/o tilt	9.50
<b>TSC694</b>	Turn Signal Cancel Cam	1969-74 w/o tilt	18.00
<b>TSC694T</b>	Turn Signal Cancel Cam	1969-74 with tilt	18.00



**Windshield Wiper Switches:** New reproductions of windshield wiper switches for applications listed below.

<b>1993541</b>	1961 Cutlass w/ 1 speed	49.50
<b>1993568</b>	1962-63 Cutlass w/ 1 speed	49.50
<b>1993633</b>	1964-65 Cutlass w/ 1 speed	45.50
<b>1993372</b>	1967 Cutlass w/ 2 speed & washers	49.50
<b>1993416</b>	1968 Cutlass w/ recessed park	79.00
<b>1994069</b>	1969 Cutlass w/ recessed park	79.00
	(type with screw retained knob)	
<b>1994101</b>	1970-72 Cutlass w/ recessed park	49.50



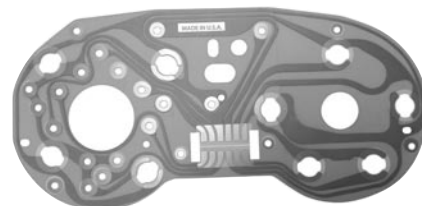
**Door Jamb Light Switches:** Small switches install into door jamb to control interior courtesy lights when doors are opened.

<b>D6010</b>	Door Jamb Light Switch	1964-67 all	15.50 ea.
<b>D9159</b>	Door Jamb Light Switch	1968 left side, 1st type	24.50
<b>D6971</b>	Door Jamb Light Switch	1968 left side, 2nd type 1969-71 all	24.50 ea.
<b>D7277</b>	Door Jamb Light Switch	1972 all, 73-77 left side	18.50 ea.



**1966-67 Rally Pack Dash Printed Circuit:** Mylar sheet with copper connections replaces original worn circuit board. For 1966-67 models equipped with the factory rally pack gauges.

<b>RPCB667</b>	Rally Pack Printed Circuit	1966-67 w/ rally pack	105.00
----------------	----------------------------	-----------------------	--------



**Instrument Cluster Light Sockets:** Light socket accepts wedge base bulbs and twists into hole on back of instrument cluster. Fits various applications from 1961-77. Two sizes available to fit 1/2" opening and 5/8" opening.

<b>67-9267</b>	Instrument Cluster Socket	5/8" Socket	3.50 ea.
<b>70-3388</b>	Instrument Cluster Socket	1/2" Socket	2.50 ea.



**Power Seat Relay:** For 4 or 6 way power seats, fits the following applications: 1965 models with 4 or 6 way except for bucket seats, 1966-67 Supreme-442, 1966-72 F85 4 Door Bench Seat, 1968-72 F85 4 way Buckets, 1973-75 F85 6 way Bench, 1973 F85 6 way Buckets.

<b>5717528</b>	Power Seat Relay	1965-75 above models	59.95
----------------	------------------	----------------------	-------



**40 Amp Circuit Breaker:** Power Window and Power Seat Control Circuit Breaker for all 1962-71 models.

<b>4849847</b>	Power Options Circuit Breaker	1962-71 all	29.50
----------------	-------------------------------	-------------	-------




**Turn Signal and Hazard Flashers:** New Turn Signal and Hazard Flashers available for all 1964-77 Cutlass/442 models.

<b>TSF550</b>	Turn Signal Flasher, 3 spade	1964-77 all	7.50
<b>TSF552</b>	Turn Signal/Hazard Flasher, 2 spade	1964-77 all	7.50



**1970-72 A/C Fan Speed Switch:** New GM Air Conditioner Fan Speed Switch for all 1970-72 Cutlass/442 Models with A/C.

<b>395168</b>	Air Conditioner Fan Speed Switch	1970-72 all with A/C	50.00
---------------	----------------------------------	----------------------	-------




**Heater Blower Motors:** New Heater Fan Blower Motors for 1964-77 Cutlass-442-H/O.

<b>8971</b>	Heater Blower Motor	1964-77 all models	59.50
-------------	---------------------	--------------------	-------

**Blower Motor Resistors:** Circuit board with coil wires attaches to inside of heater box. Compare the original to photos, we've found many different variations were used originally and these will not work for all cars.

<b>R640</b>	Heater Blower Motor Resistor	1964-70 no A/C	35.00
<b>R672</b>	Blower Motor Resistor	1964-72 with A/C	29.50






**1970-72 Cutlass/442 Exhaust Emission Distributor Vacuum Solenoid:**

Fits all 1970 350 & 455 engines, and 1971-72 350 Standard Transmission exc. A/C or Heavy Duty Cooling. Includes mounting bracket that attaches to the carburetor stud on intake. Solenoid has two flat style prongs and three port vacuum outlets.

**DVS702** Distributor Vacuum Solenoid 1970-72 350 & 455 119.00



**1970-72 Manual Transmission TCS Switch:** Mounts to the transmission cover and advances timing when shifting into 4th gear. Used on all Muncie M20/ M21/ M22 & Borg Warner T10 Manual Transmissions.

**TCS702** Manual Transmission TCS Switch 1970-72 all Man. Trans. 45.00



**Voltage Regulators:** New A/C Delco Regulators for 1962-76 all models.

**D632** Voltage Regulator 1962-63 all with alternator 69.50

**D663** Voltage Regulator 1964-72 all with external regulator 123.00

**RC2** Radio Capacitor 1961-72 with external regulator 13.50

**D680** Voltage Regulator 1969-76 all with internal regulator 43.50



**1961-67 Horn Relay:** Mounts on driver side inner fender and also functions as the battery cable junction.

**R203** Horn Relay 1961-67 all Cutlass/442 75.00

**1968-72 Horn Relay:** Mounts on driver side inner fender, fits all 1968 & 1969-72 Cutlass/ H/O and 442 models.

**HR680** Horn Relay 1968 all models 73.00

**HR692** Horn Relay 1969-72 all models 73.00



**Horn Relay Cover:** Black plastic cap attaches to stud on horn relay for all 1969-77 Cutlass.

**RC682** Horn Relay Cap 1969-77 all 4.00



**1967-72 Power Window Relay:** Fits all 1967-72 Cutlass/442 models with power windows.

**PWR672** Power Window Relay 1967-72 all models 52.00

**Oil Pressure Switch and Sending Unit Elbow:**

**PS12** Oil Pressure Sending Unit 24.50

1964-77 all without dash gauges

**15591103** Oil Pressure Sending Unit 65.00

1967-77 all with dash gauges

**OSE674** Oil Pressure Sending Unit Elbow 23.50

1967-74 all with dash gauges



**Temperature Sending Unit:**

**G1852S** Temperature Sending Unit 1966-74 all with dash gauges 33.50

with blade terminal

**G1852T** Temperature Sending Unit 1966-74 all with dash gauges 33.50

with 'T' stud connector

**D1891** Temperature Sending Unit 1961-74 all without dash gauges 26.50

## WHEEL BEARINGS AND SEALS

### Front Wheel Bearings and Seals:

<b>S6</b>	Front Wheel Inner Bearing	1961-77 all	29.50 ea.
<b>S2</b>	Front Wheel Outer Bearing	1961-77 all	29.50 ea.
<b>17815</b>	Front Wheel Grease Seal	1961-68 all	26.50 ea.
<b>17187</b>	Front Wheel Grease Seal	1969-72 all	21.50 ea.
<b>19753</b>	Front Wheel Grease Seal	1973-77 all	21.50 ea.
<b>DC6853</b>	Front Wheel Grease Cap	1961-72 all	16.00 ea.



### Rear Axle Bearings and Seals:

<b>88107</b>	Axle Bearing	1961-63 all Cutlass/F85	45.00 ea.
<b>RW507CR</b>	Axle Bearing	1964-69 all exc Wagon and C Axle	48.50 ea.
<b>S9</b>	Axle Bearing	1970-77 all	62.00 ea.
<b>13492</b>	Axle Oil Seal	1964-69 all exc C Axle	29.50 ea.
<b>16735</b>	Axle Oil Seal	1970-77 all models	21.50 ea.



**Rebuilt Power Steering Gearboxes & Pumps:** Rebuilding service on power steering pumps and power steering gearboxes. Requires core be sent in advance for rebuilding. Please allow 3-4 weeks for this service.

<b>PSGB-970</b>	Power Steering Gearbox Rebuild Service	1964-76 all	199.00
<b>PSPR597</b>	Power Steering Pump Rebuild Service	1961-72 all	279.00



**Power Steering Gearbox & Pump Rebuild Kits:** Kits include all gaskets, o-rings and seals to properly re-build your Saginaw power steering pump and gear box.

<b>5688020</b>	Power Steering Pump Shaft Seal	1961-63 all	15.50
<b>5688065</b>	Power Steering Pump Kit	1965-67 all	59.50
<b>5688044</b>	Power Steering Pump Kit	1968-77 all	59.50
<b>7475</b>	Power Steering Pump Shaft Seal	1964-77 all	28.00
<b>5687179</b>	Power Steering Gear Box Kit	1961-77 all	119.00
<b>SS47592</b>	Pitman Shaft Oil Seal	1964-77 all	29.50



### Power Steering Hoses:

Correct reproduction Power Steering Hose Kits include the pressure hose with steel fittings and the proper length return hose with clamps and fittings.

<b>PSH657</b>	Power Steering Hoses	1965-67 all V8	59.50 kit
<b>PSH689</b>	Power Steering Hoses	1968-69 all V8	59.50 kit
<b>PSH70</b>	Power Steering Hoses	1970 all V8	76.50 kit
<b>PSH712</b>	Power Steering Hoses	1971-72 all V8	76.50 kit
<b>PSH737</b>	Power Steering Hoses	1973-76 all V8	63.50 kit
		1977 Oldsmobile V8	



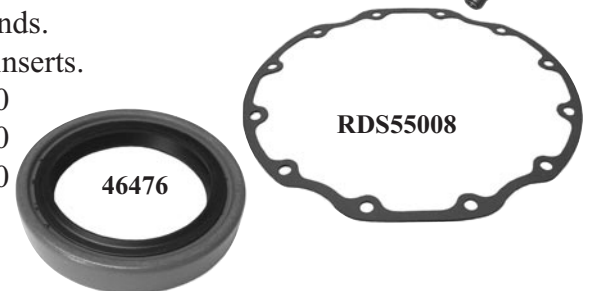
**Power Steering Reservoir Cap:** New replacement cap for all 1968-78 models.

<b>PSC820</b>	Power Steering Reservoir Cap	1968-78	12.50
---------------	------------------------------	---------	-------

**Differential Housing Gaskets and Pinion Shaft Seal:** New differential housing gaskets for all 1966-70 12 bolt rear ends and 1971-72 10 bolt rear ends.

Pinion Shaft Seal installs into front of differential where the driveshaft inserts.

<b>RDS55008</b>	Differential Housing Gasket	1966-70 12 Bolt	16.50
<b>RDS55028</b>	Differential Housing Gasket	1971-72 10 Bolt	16.50
<b>46476</b>	Differential Pinion Seal	1966-77 O & P axles	19.50



## POWER STEERING - AIR CONDITIONING - ALTERNATOR BELTS

New belts have the correct GM part numbers and letter codes (where applicable) stamped on belts.

<b>390525</b>	Alternator Belt	1965 400 H.D. cooling, 1966-67 400 no A/C (GM 390525 code LU)	32.50
<b>587257</b>	Power Steering Belt	1965-67 400 no A/C (GM 587257 code LM)	32.50
<b>395887</b>	Alternator Belt	1967 400 with A/C (GM 395887 code ME)	32.50
<b>386066</b>	Power Steering Belt	1965-67 400 with A/C (GM 386066 code LL)	32.50
<b>382645</b>	A/C Compressor Belt	1965-67 400 engine (GM 382645 code LD)	32.50
<b>401475</b>	A/C Compressor Belt	1968-70 400-455 engines (GM 401475 code MZ)	32.50
<b>399628</b>	Alternator Belt	1968-70 400-455 with A/C or H.D. cooling (GM 399628 code MV)	32.50
<b>399595</b>	Power Steering Belt	1968-70 400-455 with A/C or H.D. cooling (GM 399595 code MN)	32.50
<b>399598</b>	Alternator Belt	1968-69 400-455 no A/C (GM 399598 code MQ)	32.50
<b>399594</b>	Power Steering Belt	1968-72 400-455 no A/C (GM 399594 code MM)	32.50
<b>405599</b>	A/C Compressor Belt	1971 455 engine (GM 405599 code LK)	32.50
<b>406082</b>	Alternator Belt	1971-72 455 with A/C (GM 406082 code LX)	32.50
<b>405598</b>	Power Steering Belt	1971 all V8 engines with A/C (GM 405598 code LA)	32.50
<b>411235</b>	Power Steering Belt	1972 all V8 engines with A/C (GM 411235 code LQ)	32.50

## ENGINE PULLEYS

**Power Steering Pulley:** Single groove pulley replaces GM # 399403. Fits 1968-75 all V8s with power steering except A/C or H.D. cooling, and all 1972 W30 models.

<b>PSP03</b>	Power Steering Pulley	1968-75 Cutlass/442	69.00
--------------	-----------------------	---------------------	-------

**Power Steeing Pulley:** Two Groove Power Steering Pulley measures 6 5/8" diameter, replaces GM # 399406 for 1968-74 Cutlass with A/C.

<b>PSP06</b>	Power Steering Pulley	1968-74 with A/C	69.00
--------------	-----------------------	------------------	-------

**Crankshaft Pulley:** Two groove pulley replaces GM # 405459. Fits 1970-77 all V8s except A/C or H.D. cooling, and all 1972 W30 models.

<b>CSP59</b>	Crankshaft Pulley	1970-77 Cutlass/442	74.50
--------------	-------------------	---------------------	-------

**Crankshaft Pulley:** Three groove pulley for all 1968-71 Cutlass/442 models with Air Conditioning. 7 1/2" diameter, replaces GM part # 399405.

<b>CSP05</b>	Crankshaft Pulley	1968-71 with A/C	73.00
--------------	-------------------	------------------	-------

**Water Pump Pulley:** Two groove pulley replaces GM # 399401. Fits 1968-69 Cutlass /442 with 350-400 or 455 V8 engine exc. A/C, H.D. cooling or OAI. Pulley has 399401 KE stamping.

<b>WPP68</b>	Water Pump Pulley	1968-69 Cutlass/442	69.00
--------------	-------------------	---------------------	-------

**Water Pump Pulley:** Three groove pulleyfor 1968-72 Cutlass, 442, with air conditioning Code KK stamped in pulley, measures 5 1/8" diameter, 3" wide.

<b>WPP08</b>	Water Pump Pulley	1968-72 Cutlass/442	73.00
--------------	-------------------	---------------------	-------

**Water Pump Pulley:** Three groove pulley replaces GM # 409807. Used on 1972 Cutlass /442 with 350 or 455 V8 engine with Air Conditioning. 5 3/4" diameter.

<b>WPP07</b>	Water Pump Pulley	1972 Cutlass/442 with A/C	63.00
--------------	-------------------	---------------------------	-------

**Water Pump Pulley:** Two groove pulley replaces GM # 405461. Fits 1970 F85 & Cutlass w/ H.D. cooling, 1970 442 w/ OAI exc A/C, 1971 Cutlass & 442 with OAI, 1972 all with OAI, 1973-77 Cutlass exc A/C or H.D cooling.

<b>WPP61</b>	Water Pump Pulley	1970-77 Cutlass/442	69.00
--------------	-------------------	---------------------	-------

**PSP03**



**PSP06**



**CSP59**



**CSP05**



**WPP68**



**WPP08**



**WPP07**



**WPP61**



**WATER PUMP REBUILDING SERVICE:** New replacement water pumps have been increasingly difficult to obtain, and are quickly being discontinued. We can now offer rebuilding service for all 1961-75 Oldsmobile water pumps. All rebuilt water pumps carry a 1 year warranty. Most applications will require original cores sent in advance, please contact us for availability. Original GM water pumps with the correct casting numbers are used when available.

<b>WP-W595A</b>	Rebuilt Water Pump 1961-63 215 V8	189.00
	<b>WP-W595A requires 100.00 core charge</b>	
<b>WP-58-291</b>	Rebuilt Water Pump 1964 Cutlass/442 with 330 V8	189.00
	<b>WP-58-291 requires 100.00 core charge</b>	
<b>WP-W655GM</b>	Rebuilt, Correct Number GM Water Pump 1965-75 all	249.00
	<b>WP-W655GM requires 250.00 core charge</b>	
<b>WP-W655R</b>	Rebuilt Replacement Water Pump 1965-75 all	179.00
	<b>WP-W655R requires 150.00 core charge</b>	



**THERMOSTATS, HOUSING AND RADIATOR CAPS**

**1964-77 330-350-400-455 V-8 Thermostat Housing:** New thermostat housing replaces cracked or broken housing. The 392099 is a correct reproduction for 1964-67 including 66 Tri-Power, but will work fine for other years. RC27 Radiator Cap now in stock for all 1971-77 Coolant Recovery Systems.

<b>392099</b>	Thermostat Housing for formed by-pass hose	1964-76 all V8	38.50
<b>300-160</b>	160 Degree Thermostat	1964-77 all	14.50
<b>300-180</b>	180 Degree Thermostat	1964-77 all	14.50
<b>300-195</b>	195 Degree Thermostat	1964-77 all	14.50
<b>TG498</b>	Thermostat Housing Gasket	1961-64 all	5.00
<b>TG677</b>	Thermostat Housing Gasket	1965-77 all	5.00
<b>RC15R</b>	AC Radiator Cap 1961-73 All without Coolant Recovery System		36.50
<b>RC27</b>	AC Radiator Cap 1971-77 all with Coolant Recovery System		36.50



**1966-77 Cutlass/ 442 Upper Radiator Hose To Radiator Shroud Plastic Clamp:**

Molded plastic clamp attaches to the radiator shroud support directing the hose a safe distance from fan blade.

<b>HC19</b>	Upper Radiator Hose Clamp	1966-67 all models	9.50
<b>HC20</b>	Upper Radiator Hose Clamp	1968-77 all models	9.50



**Heater Hose Insulator:** Used to cushion the heater hose against the alternator bracket. Fits 1968-77 All Models & uses one per car.


<b>HHI68</b>	Hose Insulator	1968-77 all models	9.50
--------------	----------------	--------------------	------

**1965-75 A/C Compressor Brackets:** Applies to all 1965-75 V8 models equipped with Air Conditioning.

<b>CB655F</b>	Front A/C Compressor Bracket	1965-75 V8	39.00
<b>CB655R</b>	Rear A/C Compressor Bracket	1965-75 V8	33.00

**1971-72 Cutlass-442-Hurst/Olds Radiator Overflow Package:** Rare and desirable option that can be used on all 1968-70 Oldsmobiles as well. Package includes reservoir jar with cap, retainer with mounting bracket and spacer, three rubber hoses with two clamps, and correct AC radiator cap.

<b>OVB682</b>	Overflow Bottle Complete Package	1968-72 all	229.00
<b>OVB682J</b>	Overflow Bottle & Cap (no hardware)	1968-72 all	129.00
<b>OVB682C</b>	Overflow Bottle Cap only	1968-72 all	39.50



## 1962-77 F 85-CUTLASS-442-H/O MOLDED HEATER AND RADIATOR HOSES:

Hoses are molded in the correct shapes and are stamped by us with the correct GM part numbers and markings.

587981	Radiator Hose (lower)	1962 Jetfire, 1963 all F85	39.00
380823	Radiator Hose (lower)	1964 all V8	43.50
389066	Radiator Hose (lower)	1965 all V8	40.00
390923	Radiator Hose (lower)	1966-69 all	40.00
405031	Radiator Hose (lower)	1970 all	40.00
406382	Radiator Hose (lower)	1971-72 all	40.00
415451	Radiator Hose (lower)	1973-74 all	40.00
551137	Radiator Hose (lower)	1975-77 all	40.00
585964	Radiator Hose (upper)	1962-63 Jetfire, 1963 F85 w/ A/C	62.50
385972	Radiator Hose (upper)	1964-65 all V8 exc A/C	45.50
384188	Radiator Hose (upper)	1964-65 all V8 with A/C	46.50
393664	Radiator Hose (upper)	1966 tri carb only	43.50
390921	Radiator Hose (upper)	1966-67 exc. tri carb	39.00
402153	Radiator Hose (upper)	1968-72 all	39.00
410668	Radiator Hose (upper)	1973-77 all	40.00














**Molded Heater Hoses:** Correct shape molded hoses with 5 rib design and original GM part number where applicable. HH702I, 409042, and HH702IAC did not have printed part numbers. The hoses listed below are made exclusively from our tooling. \*Includes Heater Hose Insulator.

389432	Molded Heater Hose (valve to heater)	1965 442	37.50
387679	Molded Heater Hose (valve to heater)	1965-67 w/AC exc 442	37.50
*385011	Molded Heater Hose (water pump to heater)	1964-67 all	41.00
*393162	Molded Heater Hose (water pump to heater)	1968 all except AC	41.00
*404249	Molded Heater Hose (water pump to heater)	1969 w/A/C	41.00
*HH702I	Straight Heater Hose (water pump to heater)	1969-72 exc A/C	30.50
*HH702IAC	Straight Heater Hose (water pump to heater)	1970-72 w/A/C, 1973-77 all	32.00
383039	Molded Heater Hose (block reducer to heater)	1964-67 exc AC or 442	37.50
393530	Molded Heater Hose (block reducer to heater)	1966-67 442	37.50
400548	Molded Heater Hose (block reducer to heater)	1968-72 350 exc AC	37.50
400888	Molded Heater Hose (block reducer to heater)	1968-69 442 exc A/C, 1970-72 all exc. A/C	37.50
413173	Molded heater Hose (heater to block)	1973-75 all, 1976-77 All exc. A/C	37.50
393733	Molded Bypass Hose	1966 Tri Power Only	53.00
393508	Molded Bypass Hose	1964-72 all with formed bypass hose	24.50
409042	Straight Bypass Hose	1964-77 all with straight bypass hose	9.50



**RADIATOR AND HEATER HOSE CLAMPS:** We have a complete line of original hose clamps for 1961-77.

	<b>HC58</b> Tension Spring Hose Clamp 5/8"	1961-70 Heater Hoses	2.50 ea.
	<b>HC59</b> Tension Spring Hose Clamp 3/4"	1961-70 Heater Hoses	2.50 ea.
<b>1961-70, 1973-77 Double Wire Hose Clamp Applications:</b>			
	<b>HC100</b> Double Wire Clamp on thermostat By-Pass Hose		5.50 ea.
	<b>HC128</b> Double Wire Clamp on Upper Radiator Hoses		7.00 ea.
	<b>HC202</b> Double Wire Clamp on Lower Hose at Radiator end		7.50
	<b>HC212</b> Double Wire Clamp on Lower Hose at Water Pump		7.50
<b>1971-72 Wittek Post Type Hose Clamp Applications:</b>			
	<b>HC55</b> Post Clamp for Heater and Thermostat By-Pass Hoses		5.00 ea.
	<b>HC62</b> Post Clamp for Radiator Hoses except Lower Hose at Water Pump. (i.e. 3 per car)		5.00 ea.
	<b>HC78</b> Post Clamp for Lower Radiator Hose at Water Pump		5.50
<b>1961-77 Complete Hose Clamp Kits:</b>			
	<b>HCK640</b> Hose Clamp Kit (10 pcs)	1961-77 all except 1971-72	45.00
	<b>HCK712</b> Hose Clamp Kit (10 pcs)	1971-72 Cutlass/442	40.00

**1968-74 Heater Hose Fittings:** Metal fitting threads into the back of intake manifold to accept the heater hose for cars without A/C.

- HHF640** Heater Hose Fitting 1968-70 V8 no A/C 24.00
- HHF714** Heater Hose Fitting 1971-74 V8 no A/C 24.00



**1968-72 Heater Hose Clamp:** Attaches to top bolt of A/C Compressor Bracket and retains heater hose that runs from water pump to heater. Used on all cars equipped with A/C.

- HHC682AC** Heater Hose Clamp 1968-72 all A/C 17.50

**Ribbed Heater Hose:** 5 rib design black heater hose sold by the foot in 3/4" I.D. or 5/8" I.D.

- HH3/4** Ribbed Heater Hose, 3/4" 5.50 per foot
- HH5/8** Ribbed Heater Hose, 5/8" 5.50 per foot




**1961-63 F85 Heater Control Valve Rebuild Service:** We can now offer a rebuilding service on the Harrison Heater Control Valves on 1961-63 F85 models. Requires original core be sent in advance for rebuild service, we do not have units ready to ship at this time.

- HCV-3151404** Heater Control Valve Rebuilding Service 1961-63 F85 149.00



**Air Conditioning Hoses:** New AC Hoses available for 1967-72 models equipped with factory Air Conditioning.

- ACH205** A/C Discharge Hose and Muffler 1967-72 all w/ AC 169.00  
from Condensor to Compressor
- ACH551** A/C Compressor to POA Valve Hose 1967-72 all w/ AC 125.00
- ACH552** A/C Drier to Throttle Valve Hose 1967-72 all w/AC 99.00
- 402455** A/C Muffler Foam Insulator 1967-72 all w/ AC 41.50




**A/C Evaporator Drain Hose:** Attaches to bottom drain of A/C Evaporator on all 1964-72 models with factory Air Conditioning. Spring ring clamp is included.

- EDH592** A/C Evaporator Drain Tube 1964-72 all w/ A/C 14.50



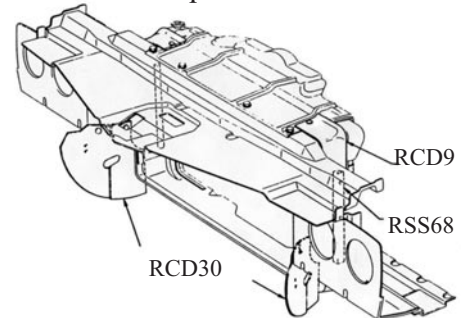
**Radiator Core Support Rubber Insulator:** Molded sponge rubber insulator sold by the foot, used on 1967 Cutlass no A/C (need 5 ft) 2 30" pieces at radiator, 1967 with A/C (need 13 ft) 2 30" pieces at radiator, 2 48" pieces at A/C condenser, 1968-72 Cutlass (need 5 ft) 2 30" pieces at radiator.

- RCR7172** Radiator Core Support Insulator 4.50 per ft.



**Radiator Shroud Seals:** Made from same material as A-Frame Seals. Cars with air conditioning will require trimming for coolant lines. Universal push in type fasteners or staples included with seals as required. Correct olive green metal fasteners are available separately below.

- RCD7** Radiator Shroud Seal 1964-65 all Models 21.00 pr.
- RCD8** Radiator Shroud Seal 1966-67 all Models 23.00 pr.
- RCD9** Radiator Shroud Seal (3 1/16" x 10 3/4") 1968-72 exc A/C 13.50 pr.
- RCD9A** Radiator Shroud Seal (4 5/8" x 9 5/8") 1968-72 with A/C 13.50 pr.
- RSS68** Radiator Side Seal (cut to fit) 1968-72 all Models 17.00 pr.
- RCD10** Radiator to Bumper Lower Seal 1968-72 all Models 23.50
- RCD30** Radiator to Side Baffle Seal 1971-72 442 Models only 17.50 pr.



**Original Style Push in Fasteners:** These clips are the olive green metal push in fasteners used on cowl lacing, A-frame seals and radiator seals on 1961-70 Cutlass models.

- 3774** Original Style Fasteners 1961-70 All Cutlass Models 1.50 ea.



**1968-72 Radiator Fan Shrouds:** All Radiator Fan Shrouds are manufactured by us to correct specifications using original NOS shrouds for samples.


<b>398248</b>	Radiator Fan Shroud	1968 all	189.00
<b>402995</b>	Radiator Fan Shroud	1969-70 all	149.00
<b>407867</b>	Radiator Fan Shroud	1971-72 all	149.00
<b>SMK662</b>	Shroud Mounting Hardware	1966-72 all	12.50



**\*Shipping Surcharge of \$25.00 shipped to a U.S. address.**

**Radiator Insulator Pads:** Rubber Insulators are used between the radiator support and radiator for all 1966-72 All Models. Check originals for proper length needed.

<b>RI2021</b>	Radiator Insulators 1966-70 all (set of four, 2 long, 6", 2 short, 5 1/2")	29.50 set
<b>RI2020</b>	Radiator Insulators 1966-70 all (set of four long, 6")	29.50 set
<b>RI17</b>	Radiator Insulators 1971-72 all (set of four, 4 3/8")	29.50 set
<b>RI682</b>	Molded Radiator Insulators 1968-72 all	15.00 pr.



**1969-72 4 Core Radiator Top Plates:** New Radiator Top Plates for all 1969-72 Cutlass/442 with 4 Core Radiators. Includes rubber radiator insulators for the top plate. Very nice reproduction. Replaces rusted or damaged originals.

<b>RTP692</b>	Radiator Top Plate	1969-72 4 core	149.00
---------------	--------------------	----------------	--------

**Lower 4 Core Radiator Brackets and Insulators:** Used at the bottom of radiator and spot welded to the core support. Necessary item for converting to a 4 core radiator. Sold as a four piece set with rubber insulators included.

<b>LSS682</b>	Lower Radiator Brackets/Insulators	1968-72 4 core	45.00 set
---------------	------------------------------------	----------------	-----------




**1969-72 Lower Radiator Gravel Deflector Panel:** Molded plastic filler panel located between the front bumper and the underside of the radiator. Panel does not include rubber sealing strip, RCD10 sold separately.

<b>LRD692</b>	Lower Radiator Deflector	1969-72 all	139.00
<b>RCD10</b>	Deflector to Bumper Rubber Seal	1969-72 all	23.50
<b>LRD692K</b>	Deflector Hardware Kit	1969-72 all	9.00



**Radiator Overflow Hose and Clip:** Cars that were not equipped with the optional overflow jar use a rubber drain hose that attaches to the tube at the radiator neck. Hose is held to the side of the radiator with a special metal clip.

<b>ROH617</b>	Radiator Overflow Hose (36" length)	1961-77 all	11.00
<b>ROHC687</b>	Radiator Overflow Hose Clip to Radiator	1968-77 all	14.50



**1968-72 Firewall Wiring Harness Clip:** Attaches to firewall above master cylinder and keeps the wiring harness against the firewall. Rubber coated metal clip.

<b>FWC682</b>	Firewall Wiring Harness Clip	1968-72 all	11.50
---------------	------------------------------	-------------	-------



**1964-72 Alternator Wiring/Trunk Wiring Clip:** Small metal clip attaches to the alternator bracket to retain the wire harness. Clip is also used in the trunk area to retain the wiring harness where rear light harness connects to intermediate harness.

<b>AWC682</b>	Alternator/Trunk Wiring Clip	1964-72 all	13.50
---------------	------------------------------	-------------	-------



**1964-72 Heater Box Seal Kit:** Foam gasket seal kit for 1964-72 models without Air Conditioning. Contains seal for Heater Core to Heater Core Box, Seal for Inner Door, Seal for Flap Door next to Heater Core, Seal for Heater Core Tubes to Firewall and Seal for the Defroster Directional Flap.

<b>HBG642</b>	Heater Box Seal Kit	1964-72 all without A/C	18.50 kit
---------------	---------------------	-------------------------	-----------



# CLUTCH RODS, BOOTS AND CLUTCH 'Z' BARS



**Clutch Operating Rods:** New clutch rods for 1968-77 Cutlass/442. Rods attach through firewall boot from clutch pedal to 'Z' bar on standard transmission cars. 1968-72 bar is black and the 1973-77 bar is silver.

- CRR682** Clutch Rod 1968-72 Cutlass/442 35.00
- CRR737** Clutch Rod 1973-77 Cutlass/442 35.00



**1964-67 Firewall Clutch Rod Boot:** Rubber bellows style boot seals firewall where clutch rod passes through. 1964-67 all models with standard transmission. Retaining ring sold separately below.

- FCB647** Firewall Clutch Boot 21.50

**1964-67 Firewall Boot Retaining Ring:** Metal ring holds the firewall clutch rod boot in place. Correct shape with three screw holes. 1964-67 all with standard transmission.



- CBR647** Clutch Boot Retaining Ring 18.50

**Clutch Return Spring Kit:** Used on all 1968-72 Cutlass and 442 models with four speed transmission. Includes Spring, Bolt, Bracket and Retaining Clip.



- CRS682** Clutch Return Spring Kit 1968-72 4 Speed 29.00 kit



**Clutch Release Fork Boot:** Rubber boot seals where clutch fork goes through bell housing on transmission. 1964-78 All with standard transmission.

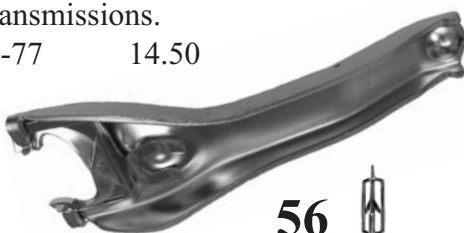
- CFB64** Clutch Fork Boot 19.50

**1964-72 Standard Transmission Clutch Fork:** New replacement Clutch Fork for all 1964-72 Standard Transmissions. Inside pictured to show clip detail.

- CF6472** Clutch Fork 1964-72 all S.T. 76.50

**Clutch Ball Stud:** New Ball Stud mounts into the bell housing on 1965-77 manual transmissions.

- CBS14556** Clutch Ball Stud 1965-77 14.50



**Clutch 'Z' Bars:** New reproductions of 1964-77 standard transmission Clutch 'Z' Bars. Painted flat black. Order bushings (CSB349) separately.

- CZB667** 'Z' Bar 1964-67 Cutlass/442 79.00
- CZB689** 'Z' Bar 1968-69 Cutlass/442 79.00
- CZB702** 'Z' Bar 1970-72 Cutlass/442 79.00
- CZB737** 'Z' Bar 1973-77 Cutlass/442 79.00

**1964-77 Standard Transmission Clutch Shaft ('Z' Bar) Nylon Bushings:** Eliminates clutch pedal play and unwanted vibrations on all 1964-77 Standard Transmission equipped cars.



Uses 1 pair per car.

- CSB349** Bushings 1964-77 standard trans 9.50 pr.

**Clutch Rod End Bushings:**

Plastic bushing used on both ends of Clutch Rod.



- ZBB672** Clutch Rod Bushings 1970-72 2.50 ea.



**1968-72 Firewall Clutch Rod Boot:** Rubber bellows style boot seals firewall where clutch rod passes through. Used on 1968-72 all with standard transmission. Retaining ring sold separately.

- FCB682** Firewall Clutch Boot 19.50

**1968-72 Firewall Boot Retaining Ring:**

Metal ring that holds the firewall clutch rod boot in place. Correct triangle shape with three screw holes. 1968-72 all with standard transmission.



- CBR682** Clutch Boot Retaining Ring 16.50

**1969-72 4 Speed Shifter Rod Kit:** Replacement shifter rod kits includes three rods with end connections, bushings, washers, levers and cotter pins. For all 1969-72 4 Speeds.

- SS692R** Shifter Rod Set 1969-72 4 Speed 189.00 set





**1966-74 Standard Transmission Flywheel Inspection Cover:** New stamped steel Flywheel Inspection Cover available for all 1966-74 models equipped with standard transmission. Replaces bent or damaged covers perfectly.

**IC657** Standard Transmission Flywheel Inspection Cover 1966-74 S.T. 39.00



**1964-77 Automatic Transmission Torque Converter Pan:** Molded plastic cover for automatic transmissions used in 1964-77 models. Originals are often distorted or cracked.

**ATC647** Automatic Transmission Cover 1964-77 A.T. 99.00



**TH400 Transmission Dipstick and Tube:** New reproduction of the dipstick and tube used on all 1967-77 TH400 automatic transmissions.

**TDS677** TH400 Transmission Dipstick and Tube 1964-77 39.50



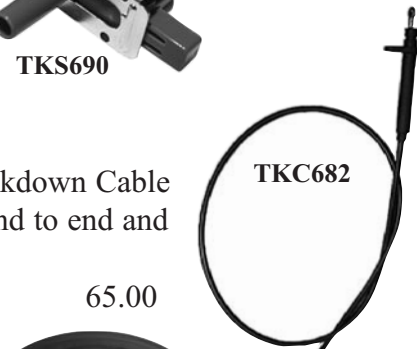
**Transmission Kickdown Switch:** New TH400 Transmission Kickdown switch is located at the accelerator pedal on 1969-80 models.

**TKS690** Trans. Kickdown Switch 1969-80 TH400 Trans 39.00



**1969-77 TH400 Transmission Kickdown Solenoid:** Transmission Kickdown Solenoid is located on transmission.

**TKS698** Trans. Kickdown Solenoid 1969-80 TH400 Trans 33.00



**1969-72 Transmission Kickdown Cable:** New reproduction of Transmission Kickdown Cable for 1969-72 Cutlass/442 with Turbo 350 Transmissions. Cable measures 40 1/2" end to end and sheathing measures 36 3/4". Correct plastic ends and cable connectors.

**TKC682** Transmission Kickdown Cable 1969-72 with Turbo 350 trans 65.00



**Transmission Seals and Clutch Bearings:**

<b>46176</b>	Front Transmission Seal	1962-77 all 4 speed	18.50
<b>46328SF</b>	Rear Transmission Seal	1962-70 4 speed Muncie	13.50
<b>46433</b>	Rear Transmission Seal	1971-74 4 speed Muncie	13.50
<b>7109</b>	Clutch Pilot Bearing	1965-75 all 8 Cylinder	37.50
<b>47396</b>	Front Transmission Seal	1964-77 all Auto Trans	16.50
<b>46433</b>	Rear Transmission Seal	1965-77 TH400 Trans	13.50
<b>46328SF</b>	Rear Transmission Seal	1964 Jetaway, 1965-75 TH350-375 Trans	13.50
<b>SEL-3179L</b>	Trans Selector Shaft Seal	1964-77 all Auto Trans	7.50



**Transmission Filters and Pan Gaskets:** Transmission filter kits include a new filter, filter gasket and a new transmission pan gasket.

<b>TF300</b>	Transmission Filter	1964-68 TH300 Trans	63.50
<b>12090E</b>	Transmission Pan Gasket	1964-69 TH300 Trans	18.50
<b>TG18621</b>	Transmission Pan Gasket	1965-80 TH400 Trans	18.50
<b>TF400E</b>	Transmission Filter Kit	1965-67 TH400 Trans	38.50
<b>TF400</b>	Transmission Filter Kit	1968-80 TH400 Trans	26.50
<b>TG18633</b>	Transmission Pan Gasket	1969-80 TH350 Trans	18.50
<b>TF350</b>	Transmission Filter Kit	1969-74 TH350 Trans	26.50
<b>TF350L</b>	Transmission Filter Kit	1975-80 TH350 Trans	26.50



**1970-72 Transmission Shift Cables:** Complete Shift Cable Assemblies include correct metal connector ends and rubber boots. Cables travel from shift lever to the transmission. Shift Cables fit 1970-72 Automatic Transmission cars with console (27 1/2" overall length) and a separate cable fits 1970-72 Automatics with Dual Gate shifter (30 1/2" overall length).

<b>407409</b>	Shift Cable Assembly	1970-72 Auto w/console	95.00
<b>406266</b>	Shift Cable Assembly	1970-72 Dual Gate	83.00
<b>SCC672</b>	Shift Cable Retaining Clip	1967-72 Auto w/console	3.00 ea.



**1969-72 Automatic Shift Cable Lever** SCC672

**Bracket:** Used on transmission selector shaft on all 1969-72 Cutlass models with Automatic Transmission and Console.

<b>SCB692</b>	Shift Cable Lever Bracket	1969-72 Automatic w/console	26.50
---------------	---------------------------	-----------------------------	-------



**1970-72 Shift Cable Brackets:**

Used on 1970-72 Turbo 350 and TH400 Automatics with console to anchor the shift cable in place at rear of transmission housing.

<b>SCB702</b>	Shift Cable Bracket	1970-72 Turbo 350	19.50
<b>SCB712</b>	Shift Cable Bracket	1970-72 TH400	19.50



## BRAKE PARTS

**Master Cylinders:** New reproduction Master Cylinders with original appearance complete with bleeder valves. Single reservoir for 1964-66 and dual reservoir for 1967-72 applications.

<b>646MC</b>	Master Cylinder	1964-66 Cutlass/442	93.50
<b>679MC</b>	Master Cylinder	1967-69 Cutlass/442 with front Disc	79.00
<b>672MC</b>	Master Cylinder	1967-72 Cutlass/442 with Drum	96.50
<b>702MC</b>	Master Cylinder	1970-72 Cutlass/442 with front Disc	96.50

**IB692** Intake to Booster Steel Line and Rubber Hose with clamps and bracket  
1969-72 all with Power Brakes 39.50



**1965-72 Brake Booster Line Clip:** Clip used to secure the power booster line on 1965-72 models with power brakes.

<b>BLC310</b>	Booster line Clip	1965-72 w/ power brakes	9.50
---------------	-------------------	-------------------------	------



**1964-72 Brake Check Valve:** Check valve on booster for all power brake cars.

<b>BCV642</b>	Brake Check Valve	1964-72 all w/ power brakes	8.50
---------------	-------------------	-----------------------------	------

**Power Brake Booster Rebuild Kits:** Rebuild kits contain necessary seals, washers, valves and rubber diaphragms to rebuild the original power brake boosters used on 1964-72 Cutlass/442 models.

<b>62-280</b>	Power Booster Rebuild Kit	1964-66 Moraine 9" can	139.00
<b>62-463</b>	Power Booster Rebuild Kit	1964-66 Bendix 9" can	139.00
<b>62-281</b>	Power Booster Rebuild Kit	1967-72 Moraine 11" can	139.00



62-280



62-463



62-281


**1964-72 Power Brake Boosters:** New Power Brake Boosters available for all 1964-72 Cutlass/442 models equipped with power brakes. All new construction with an anodized gold finish. Master cylinders are sold separately from boosters.

<b>PBB646</b>	Power Brake Booster	1964-66 all	199.00
<b>PBB672</b>	Power Brake Booster	1967-72 all	199.00



**Brake Proportioning Valves:** New Proportioning Valves for 1968-69, 1970 and 1971-72 Cutlass-442 with Disc Brakes.

<b>BPV689</b>	Brake Proportioning Valve 1968-69 all w/ disc brakes	99.50
<b>BPV70</b>	Brake Proportioning Valve 1970 all w/ disc brakes	99.50
<b>BPV712</b>	Brake Proportioning Valve 1971-72 all w/ disc brakes	99.50




**1971-72 Brake Proportioning Valve to Frame Bracket:** Used on all 1971-72 Cutlass-442 with factory Disc Brakes. Mounts the proportioning valve to the frame. Necessary on Disc Brake conversions to mount proportioning valve in correct location.

<b>PVB712</b>	Proportioning Valve Bracket 1971-72 with Disc Brakes	23.50
---------------	--	-------



**Brake Line Distribution Block:** Brass distribution block where the steel lines at the master cylinder junction into three separate brake lines. Includes the brake warning light switch that connects to the dash light if there is a loss of brake fluid pressure. Exact replacement with correct mounting bracket.

<b>BDB679</b>	Brake Distribution Block 1967-69 all Cutlass-442	103.00
<b>BDB702</b>	Brake Distribution Block 1970-72 all Cutlass-442 Drum Brakes 1970 all Cutlass-442 Disc Brakes	103.00



**Brake Line Clip Packages:** Packages contain all the clips needed to attach brake lines along the frame for 1964-72 Cutlass-442 models. All clips are sold as a set. We do not sell individual clips.

<b>OAB201</b>	Brake Line Clip Package, 9 piece set	1964-65 all	21.00
<b>OAB206</b>	Brake Line Clip Package, 9 piece set	1966 all	21.00
<b>OAB202</b>	Brake Line Clip Package, 11 piece set	1967 all	24.00
<b>OAB203</b>	Brake Line Clip Package, 13 piece set	1968 all	25.00
<b>OAB204</b>	Brake Line Clip Package, 14 piece set	1969 all	25.00
<b>OAB208</b>	Brake Line Clip Package, 15 piece set	1970 W30 & W31	24.00
<b>OAB205</b>	Brake Line Clip Package, 17 piece set	1970-72 exc. W30 & W31	24.00



OAB202



OAB208



OAB205

**Wheel Cylinders for Drum Brake Cars:**

<b>37022</b>	Left Front Wheel Cylinder	1964-67 all	36.50
<b>37023</b>	Right Front Wheel Cylinder	1964-67 all	36.50
<b>37112</b>	Left Front Wheel Cylinder	1968-72 all	31.50
<b>37113</b>	Right Front Wheel Cylinder	1968-72 all	31.50
<b>37021</b>	Rear Wheel Cylinders	1964-66, 1968-69 All except Wagon	29.50 ea.
<b>37024</b>	Rear Wheel Cylinders	1967 all, 1970-72 All except Wagon	29.50 ea.



**Brake Shoe and Disc Pad Sets:**

<b>246</b>	Front Brake Shoes	1964-72 all Drum Brake	65.00 set
<b>D52</b>	Front Disc Brake Pad Set	1969-77 all	49.50 set
<b>245</b>	Rear Brake Shoe Set	1964-75 all except Wagons	49.50 set
<b>246</b>	Rear Brake Shoe Set	1964-72 all Wagons	65.00 set




**Brake Hoses:**

<b>36555</b>	Front Brake Hoses	1964-67 all with Drum Brakes	39.50 ea.
<b>36582</b>	Front Brake Hoses	1968-72 all with Drum Brakes	39.50 ea.
<b>42790</b>	Front Brake Hoses	1967 all with Disc Brakes	36.50 ea.
<b>36582</b>	Front Brake Hoses	1968 all with Disc Brakes	39.50 ea.
<b>36616</b>	Front Brake Hoses	1969-71 all with Disc Brakes	47.50 ea.
<b>36691</b>	Front Brake Hoses	1972 all with Disc Brakes	49.50 ea.
<b>36005</b>	Rear Brake Hose	1964-65 all	49.50
<b>36569</b>	Rear Brake Hose	1966-67 all	59.00
<b>36584</b>	Rear Brake Hose	1968 all	46.50
<b>36586</b>	Rear Brake Hose	1969-71 all	46.50
<b>36689</b>	Rear Brake Hose	1972 all	59.00
<b>BHT68</b>	Rear Brake Hose Tee	1964-65 & 1968 hose to line junction	19.00
<b>BHC682</b>	Brake Hose Clips	1968-72 all	3.00 ea.



**Disc Brake Hose Brackets:** For 1968-72 Cutlass-442 with Disc Brakes. Brackets that mount to the frame where the steel lines meet the brake hoses.

<b>DBHB682</b>	Disc Brake Hose Brackets	1968-72 with Disc Brakes	28.00 pair
----------------	--------------------------	--------------------------	------------



**Brake Drums and Rotors:**

<b>5100</b>	Front Disc Brake Rotor	1969-72 all	139.00 ea.
<b>2024</b>	Front Brake Drum (no hub)	1964-72 all exc. Police and heavy duty	96.00 ea.
<b>2027</b>	Rear Brake Drum	1964-75 all exc. Wagon ( 9 1/2" Drums)	79.00 ea.



**Disc Brake Backing plates:**


Fits 1969-1972 All Cutlass/442 models with Disc Brakes. Sold in a pair for left and right.

<b>DBP692</b>	Disc Brake backing Plates	1969-72 with Disc Brakes	57.50 pair
---------------	---------------------------	--------------------------	------------



**Brake Hold Down Kit and Adjusters:**

<b>7007</b>	Front Brake Shoe Hold-down Kit	1964-72 all	26.50 set
<b>7008</b>	Rear Brake Shoe Hold-down Kit	1964-75 all	26.50 set
<b>80683</b>	Left Rear Brake Shoe Adjuster Kit	1964-75 all	29.50 set
<b>80684</b>	Right Rear Brake Shoe Adjuster Kit	1964-75 all	29.50 set



**Brake Adjuster Rubber Plug:**

Fills in the brake adjuster hole on all 1961-77 brake drums.

<b>4406</b>	Rubber Plugs (set of 4)	7.00 set
-------------	-------------------------	----------



**Parking/Emergency Brake Cables:** Quality reproduction cables in authentic original braided steel.

All cable, spring wrap, wire stops, and rubber parts are identical to OEM specifications.

<b>EB263</b>	Front Brake Cable	1964-66 exc. Wagon, 1967-72 all w/o 400 Trans.	83.00
<b>EB407</b>	Front Brake Cable	1967-72 all with 400 Transmission	83.00
<b>EB276</b>	Intermediate Cable	1964-66 exc. Wagon, 1967 all w/o 400 Trans., 1968-72 all 4 Dr & Wagon	33.00
<b>EB408</b>	Intermediate Brake Cable	1967 all with 400 Transmission	33.00
<b>EB365</b>	Intermediate Brake Cable	1968-72 all except 400 Transmission and Wagons	33.00
<b>EB352</b>	Intermediate Brake Cable	1968-72 all with 400 Transmission except Wagons	33.00
<b>EB293</b>	Rear Brake Cables	1964-67 all except Wagons	56.00 ea.
<b>EB395</b>	Rear Brake Cables	1968-72 all except Wagons	66.00 ea.

**Brake Cable Connector and Clips:** Connector is correct for all 1964-79 Cutlass-442 models from center parking brake cable to the rear cables. The clips hold the cable to the frame where the cables pass through frame.

<b>PBC649</b>	Parking Brake Cable Connector	1964-79 all	4.50 ea.
<b>PBCC649</b>	Parking Brake Cable Clip	1964-79 all	2.50 ea.



**1964-72 Parking Brake Cable Side Hooks:** S-shape hooks used as a guide for the rear parking brake cables. Rubber coated end attaches around brake cable and hooks into a hole on the rear body brace.

<b>1234797</b>	Rear Parking Brake Hooks	1964-72 all	19.50 pr.
----------------	--------------------------	-------------	-----------



**1962-63 F85 Driveshaft Center Bearing and Support:** Driveshaft center support is an all new rubber bushing over a steel core, bearing installs inside the support.

<b>5676811</b>	Driveshaft Center Support	1962-63 F85	47.00
<b>6908</b>	Driveshaft Support Bearing	1961-63 F85	95.00



**Universal Joints:** For all 1961-77 Cutlass/442. Same Universal Joint fits all front-center-rear applications and all manual or standard transmissions.

<b>1142101</b>	Universal Joint	1961-63 all	28.50 ea.
<b>20040</b>	Universal Joint	1964-77 all	24.50 ea.



**1964-72 Universal Joint Strap and Bolt Kit:** Straps and Bolts used to attach Universal Joint to the rear end yoke on all 1964-72 Cutlass/442 models.

<b>642ASK</b>	U-Joint Strap and Bolt Kit	1964-72 all	12.50
---------------	----------------------------	-------------	-------



**1964-72 Cutlass/442 Muffler and Tail Pipe Hangers and Clamps:**

Exact reproduction Tail Pipe Hangers for 1965-67 442, 1968-69, and 1970-72 Models equipped with the dual exhaust cutout bumper. The muffler hangers are correct for 1964-72 all models.

<b>35870</b>	Muffler Hanger, right side	1964-72 all	24.00
<b>35871</b>	Muffler Hanger, left side	1964-72 all	24.00
<b>TPH657</b>	Tail Pipe Hanger, either side	1965-67 all 442	55.00 pr.
<b>35541</b>	Tail Pipe Hanger	1968-69 all without Trumpet Exhaust	22.50 ea.
<b>35261</b>	Tail Pipe Hanger	1970-72 all without Trumpet Exhaust	22.50 ea.
<b>TPH689</b>	Tail Pipe Hanger	1968-69 all with Trumpet Exhaust	55.00 pr.
<b>TPH702</b>	Tail Pipe Hanger	1970-72 all with Trumpet Exhaust	55.00 pr.
<b>TPC642</b>	Tail Pipe Clamp	1964-72 all except 1966-67 442	7.50 ea.
<b>TPC667</b>	Tail Pipe Clamp	1966-67 all 442	7.50 ea.



# SUSPENSION PARTS

**Upper and Lower Front Control Arm Assemblies:** Complete assemblies include bushings, shaft on uppers, and ball joints. Upper Control Arms fit all 1965-72 Cutlass/442 models, while lowers are available for 1969-72 Cutlass/442.

<b>UCA652L</b>	Left Upper Control Arm	1965-72 all	159.00
<b>UCA652R</b>	Right Upper Control Arm	1965-72 all	159.00
<b>LCA692L</b>	Left Lower Control Arm	1969-72 all	196.00
<b>LCA692R</b>	Right Lower Control Arm	1969-72 all	196.00



## Upper and Lower Ball Joints:

<b>10195</b>	Upper Ball Joint	1964-72 all	46.50 ea.
<b>10197</b>	Lower Ball Joint	1964-72 all	49.50 ea.
<b>K5208</b>	Upper Ball Joint	1973-77 all	49.50 ea.
<b>K6145T</b>	Lower Ball Joint	1973-77 all	49.50 ea.



## Front Upper and Lower Control Arm Bushings :

<b>12162</b>	Upper Arm Bushings	1965-72	65.00 set
<b>12212/3</b>	Lower Arm Bushings	1964-65	89.00 set
<b>12237/8</b>	Lower Arm Bushings	1966-68	89.00 set
<b>12236/7</b>	Lower Arm Bushings	1969-72	89.00 set
<b>K6108</b>	Upper Arm Bushings	1973	53.00 set
<b>K6144</b>	Upper Arm Bushings	1973-77	53.00 set
<b>K6109S</b>	Lower Arm Bushings	1973-77	79.00 set



**Control Arm and Axle Housing Bumpers:** High quality rubber bumpers for the upper and lower front control arms and the rear axle housing.

<b>FB4220</b>	Front Upper Control Arm Bumpers	1961-72 all	24.50 pr.
<b>FB6410</b>	Front Lower Control Arm Bumpers	1961-72 all	24.50 pr.
<b>AB6473</b>	Rear Axle Housing Bumpers	1964-67 all except 442, 1968-72 all	28.50 pr.



## Front Control Arm Bolt Kits:

<b>6472UAB</b>	Upper Control Arm Shaft Bolts	1964-72 all models	24.50 set of 4
<b>FCAB642</b>	Front Lower Control Arm Bolts	1964-72 all models	29.75 set of 4



## Front Stabilizer Bar Bushings and Link Kits:

<b>K6217</b>	Front Stabilizer Link Kit	1961-63 all	26.50 pr.
<b>SK053</b>	Front Stabilizer Link Kit	1964-75 all	24.50 pr.
<b>K5227</b>	Front Stabilizer Bushings	1961-63 all	23.00 pr.
<b>SB6494</b>	Front Stabilizer Bushings	1964-77 with 15/16" or smaller diam. front sway bar	19.50 pr.
<b>K5253</b>	Front Stabilizer Bushings	1964-75 with 1" or larger diam. front sway bar	19.50 pr.
<b>SBB642</b>	Front Stabilizer Bar Brackets	1964-72 all	19.00 pr.



**1964-72 Front Sway Bar Package:** Large, 1 1/4" diam front sway bar for 1964-72 Cutlass/442 models. Includes brackets and bushings.

**SWB642** Front Sway Bar Package 1964-72 all 189.00



**1964-72 Rear Axle Sway Bar:** New Rear Stabilizer Bar bolts to lower control arms, standard equipment on 1964-72 442 and performance models. Can be used on all Cutlass models with rear boxed lower control arms.

**394926** Rear Axle Sway Bar 1964-72 442 models 142.00



**1964-72 Cutlass/442 Rear Sway Bar Bolts:** Used to attach the rear axle sway bar to the rear lower control arms.

**RSK642** Rear Sway Bar Bolt Kit 1964-72 all 15.00



**Rear Axle Sway Bar Shims:** Rear sway bars shims for 1964-72 442 models. Sway Bar Shims sold individually, check your vehicle for proper quantity needed.

**SB72** Rear Sway Bar Shims (quantity varies) 3.00 ea.

**Boxed Rear Lower Control Arm Assemblies:** Original equipment on all models built with the FE2 option 442 suspension package. These new reproductions will replace stock lower control arms on all 1964-72 Cutlass-442-Hurst Olds models. Sold in pairs complete with bushings.

**BCA642** Boxed Lower Control Arms 1964-72 All Cutlass-442-H/O 249.00 pr.



**1964-67 Rear Upper Control Arms:** Used on 1964-67 F85 w/ HD Suspension, 1964-67 442 models and 1964-67 Vista Cruisers. Bushings are included, control arms are sold individually.

**1230847** Rear Upper Control Arm 1964-67 models listed 95.00 ea.



**Rear Axle Control Arm Bushings:** Same bushings are used for the upper or lower rear control arms. Sold in a set of 4 bushings, two sets needed if doing both upper and lower.

**K5161** Rear Control Arm Bushings 1965-77 all 99.00 set of 4

**Rear Upper and Lower Control Arm Bolt kit:** Sold in a set of 8 bolts and 8 nuts for the upper and lower rear control arms.

**RCABK642** Rear Upper and Lower Control Arm Bolts 1964-72 all 59.50 set



**Coil Springs and Insulators:** Factory matched coil springs to restore proper ride height and handling. Our springs are made to order specifically for your car. When ordering we need to know model, body style, year, engine size, transmission, air conditioning, and if heavy duty is desired. **Note:** heavy duty springs will result in a harsher ride than stock springs. Springs are made to order and are not returnable. Allow 1-2 weeks delivery.

**FCS612** Front Coil Springs 1961-77 all 199.00 pr.

**RCS612** Rear Coil Springs 1961-77 all 199.00 pr.

**FSI648** Front Spring Insulator 1964-77 all 14.50 pr.

**RSI646** Rear Spring Insulator 1964-66 all 9.50 ea.

**RSI612** Rear Spring Insulator 1967-75 all 9.50 ea.



**Coil Springs can only be shipped inside the continental U.S.**



**Tie Rod Ends:** Inner and outer front steering tie rod ends and adjusting sleeves.

Tie rods and sleeves are the same for both sides of car.

<b>ES333R</b>	Outer Tie Rod End	1964-70	69.00 ea.
<b>ES406R</b>	Outer Tie Rod End	1971-72	73.00 ea.
<b>ES427R</b>	Outer Tie Rod End	1973-77	56.00 ea.
<b>ES681N</b>	Inner Tie Rod End	1964-70	45.00 ea.
<b>ES406L</b>	Inner Tie Rod End	1971-72	56.00 ea.
<b>ES2020L</b>	Inner Tie Rod End	1973-77	49.50 ea.
<b>ES2032S</b>	Tie Rod Adjusting Sleeve	1964-70	23.50 ea.
<b>ES2004S</b>	Tie Rod Adjusting Sleeve	1971-77	23.50 ea.

ES2032S



ES333R




DS740



**Steering Center Links:**

<b>DS740</b>	Steering Center Link	1964 all, 1965 with 7/8" diameter	129.00
<b>DS682</b>	Steering Center Link	1965 13/16" diameter, 1966-67 all	129.00
<b>DS749</b>	Steering Center Link	1968-72 all	139.00
<b>DS808</b>	Steering Center Link	1973-77 all	133.00

DS682



**Steering Idler Arm Assemblies:**

<b>18633</b>	Steering Idler Arm	1964 all, 1965 with 7/8" diameter	83.50
<b>18634</b>	Steering Idler Arm	1965 with 13/16" dia., 1966-72 all	86.00
<b>18767</b>	Steering Idler Arm	1973-74 all	79.50
<b>18763</b>	Steering Idler Arm	1975-77 all	79.50

18634



**1964-72 Pitman Arms:** New Pitman Arms are now available for all Cutlass models from 1964-72 with power steering. Cars without power steering use a different arm, please inquire on availability.

<b>PA645</b>	Pitman Arm	1964-65 Cutlass with Power Steering	89.50
<b>PA662</b>	Pitman Arm	1966-72 Cutlass with Power Steering	109.00



**Gas Charged Shock Absorbers:** AC Delco has discontinued standard shocks for all cars. We have switched to AC Delco gas charged shocks where available which should result in a slightly smoother ride than original style shocks.

<b>50170G</b>	Front Shock Absorbers	1961-63 Cutlass/F85	139.00 pr.
<b>50171G</b>	Rear Shock Absorbers	1961-63 Cutlass/F85	139.00 pr.
<b>SA360</b>	AC Delco Front Shock Absorber	1964-67 All Cutlass/442	39.50 ea.
<b>SA180</b>	AC Delco Rear Shock Absorber	1964-67 HD & 442, 1968-72 all	39.50 ea.
<b>SA182</b>	AC Delco Rear Shock Absorber	1964-72 Vista Cruiser	39.50 ea.
<b>SA179</b>	AC Delco Front Shock Absorber	1968-72 all Cutlass/442	39.50 ea.



**1964-77 Harmonic Balancers:** Revulcanized using the latest silicon polymers. Cleaned, primed, and sleeved when required. We will require your old balancer to be shipped to us for rebuilding. Allow 3-4 weeks lead time if we do not have available units ready for exchange.


<b>HBR613</b>	Harmonic Balancer Rebuild Service	1961-63 all	249.00
<b>HBR617</b>	Harmonic Balancer Rebuild Service	1964-77 all	249.00





**Fuel Line Clip Packages:** We now have available the clips needed to secure the fuel lines to frame for 1964-72 Cutlass-442 models. All clips are sold as a set. We do not sell individual clips. 1971-72 Fuel Line Clips are for cars equipped with the fuel vapor canister.

<b>OAF301</b>	Fuel Line Clip Package, 5/16" lines, no return, 6 piece set	1964-67 all	15.00
<b>OAF302</b>	Fuel Line Clip Package, 5/16" lines, with return, 11 piece set	1964-67 all	21.00
<b>OAF309</b>	Fuel Line Clip Package, 3/8" lines, no return, 6 piece set	1964-67 all	15.00
<b>OAF310</b>	Fuel Line Clip Package, 3/8" lines, with return, 11 piece set	1964-67 all	21.00
<b>OAF303</b>	Fuel Line Clip Package, 3/8" lines, no return, 9 piece set	1968-69 all	19.00
<b>OAF304</b>	Fuel Line Clip Package, 3/8" lines, with return, 11 piece set	1968-69 all	24.00
<b>OAF305</b>	Fuel Line Clip Package, 3/8" lines, no return, 12 piece set	1970 all	18.00
<b>OAF306</b>	Fuel Line Clip Package, 3/8" lines, with return, 10 piece set	1970 all	21.00
<b>OAF307</b>	Fuel Line Clip Package, no return, 12 piece set	1971-72 all	21.00
<b>OAF308</b>	Fuel Line Clip Package, with return, 12 piece set	1971-72 all	24.00



**Speedometer Cables:** New speedometer cables duplicated from original cables. Includes correct plastic sheathing on casing and correct connector ends.

<b>6478126</b>	Speedometer Cable	1964-68 Auto Trans exc. cruise control (59")	49.50
		both ends have thread on connections	
<b>6478178</b>	Speedometer Cable	1965-68 4 speed exc. cruise control (66")	49.50
		both ends have thread on connections	
<b>6478175</b>	Speedometer Cable	1969-72 Auto Trans exc. cruise control (59")	49.50
		push on connector at speedo head	
<b>6478177</b>	Speedometer Cable	1969-72 4 speed exc. cruise control (66")	49.50
		1973-77 all exc. cruise control	
		push on connector at speedo head	



**Cruise Control Speedometer Cables:** Oldsmobiles equipped with cruise control use two cables. One cable from the speedometer to cruise control regulator, the other cable from regulator to transmission.

<b>6478170</b>	Cruise Control Cable	1970-73 Speedometer to Regulator (40")	47.50
<b>6477975</b>	Cruise Control Cable	1970-73 Regulator to Transmission (56")	49.50
<b>6479091</b>	Cruise Control Cable	1974-77 Speedometer to Regulator (30")	46.50
<b>6478124</b>	Cruise Control Cable	1974-77 Regulator to Transmission (52")	49.50

**1969-72 V8 Throttle Cable:**

Reproduction cable used on 1969-72 Cutlass/442 350 and 455 V8 with 4 barrel carburetor. Throttle cable connects the accelerator pedal to the carburetor. Exact reproduction, 23 1/4" length.

<b>TCC702</b>	Throttle Cable	1969-72 all V8 with 4 barrel	49.50
---------------	----------------	------------------------------	-------



**Throttle Cable Sleeve:** Plastic bushing used on 1968 models where throttle cable attaches to accelerator lever on carb and 1969-72 models where throttle cable attaches to accelerator pedal lever.

<b>403929</b>	Throttle Cable Sleeve	1968-72	9.00 ea.
---------------	-----------------------	---------	----------



**1968-73 Throttle Cable Bracket:** Metal bracket bolts to the two rear carburetor studs and accepts the Throttle Cable. Used on all 1968-73 V8 4 barrel carbs.

<b>TCB683</b>	Throttle Bracket	1968-73 all V8 4 Barrel	23.00
---------------	------------------	-------------------------	-------

## Steel Fuel Lines

**1966-72 Cutlass 442-H/O Carburetor Fuel Lines:** These carburetor to fuel pump lines are made in original steel material from original samples. The lines are computer bent for accuracy and fit.

<b>6601FL</b>	Steel Fuel Line	1966-67 330 V8 2 Barrel	25.50
<b>6602FL</b>	Steel Fuel Line	1966-67 330 V8 4 Barrel	25.50
<b>6603FL</b>	Steel Fuel Line	1966-67 400 V8 4 Barrel	25.50
<b>6801FL</b>	Steel Fuel Line	1968-72 350 V8 2 Barrel	25.50
<b>6802FL</b>	Steel Fuel Line	1968-72 350 V8 4 Barrel	25.50
<b>6803FL</b>	Steel Fuel Line	1968-69 400 V8 4 Barrel	25.50
<b>6901FL</b>	Steel Fuel Line	1969-72 455 V8 4 Barrel	25.50
<b>7001FL</b>	Steel Fuel Line	1970 455 W30 4 Barrel	25.50




**Manifold Choke Stove and Carburetor Choke Tubes:** Choke tubes mount from the intake manifold choke stove to the carburetor choke cover and coil. Manifold Choke Stove includes gasket. Choke tubes sold in pairs.

<b>CS642</b>	Manifold Choke Stove (fits in manifold)	1970-74 all All 350-455 V8	39.50
<b>CTB68/05</b>	Carburetor Choke Tubes (clean air and hot air)	1968-early 1969 2V carburetor	25.50 pr.
<b>CTB69/02</b>	Carburetor Choke Tubes (clean air and hot air)	late 1969-72 2V carburetor	25.50 pr.
<b>CTB40/43</b>	Carburetor Choke Tubes (clean air and hot air)	1970-74 all 350 4V carburetor	25.50 pr.
<b>CTB41/42</b>	Carburetor Choke Tubes (clean air and hot air)	1970-74 455 4V carburetor	25.50 pr.
<b>CTB70/05</b>	Carburetor Choke Tubes (clean air and hot air)	1970-71 455 4V carb Auto Trans (using 'curly Q' tube)	25.50 pr.



**Carburetor Kits:** New Fresh Stock that includes all parts to properly rebuild all carburetor applications listed below. Floats are not included in rebuild kits.

<b>1131</b>	Carburetor Overhaul Kit	1961-63 all 4 Barrel	59.00
<b>1133-4</b>	Carburetor Overhaul Kit	1964-65 all 4 Barrel	59.00
<b>1134</b>	Carburetor Overhaul Kit	1966 Tri Power (3-2's)	53.00 ea.
<b>370</b>	Carburetor Overhaul Kit	1966 all 4 Barrel	63.00
<b>236</b>	Carburetor Overhaul Kit	1967-76 350-400-455 4 Barrel	59.00



**Carburetor Choke Stoves and Choke Rods:** New Choke Stoves available for 1966-67 Oldsmobiles equipped with a four barrel. Choke Rods are sold separately and will need to be purchased in addition to the Choke Stove.

<b>OCS66</b>	Carburetor Choke Stove	1966 all 4 barrel	89.00
<b>OCS67</b>	Carburetor Choke Stove	1967 all 4 barrel	89.00
<b>OCS66R</b>	Carburetor Choke Rod	1966 all 4 barrel	9.00
<b>OCS67R</b>	Carburetor Choke Rod	1967 all 400 4 barrel	9.00
<b>OCS6667R</b>	Carburetor Choke Rod	1967 all 330 4 barrel	9.00



**Fuel Tanks and Straps:** Tanks are made of the same gauge material as factory specifications. Tanks supplied without necks require you to transfer your original neck to the new tank. Straps and bolt kits sold separately.

<b>647FT</b>	Fuel Tank (no neck)	1964-67 Cutlass/442 except wagon	225.00
<b>667FT</b>	Fuel Tank with neck	1966-67 Cutlass/442 exc wagon	199.00
<b>689FT</b>	Fuel Tank with neck	1968-69 Cutlass/442 exc wagon	199.00
<b>702FT</b>	Fuel Tank with neck	1970 Cutlass/442 exc.wagon	199.00
<b>712FT</b>	Fuel Tank with neck	1971-72 Cutlass/442 except wagon	199.00
<b>GTB642</b>	Strap Bolt Kit	1964-72 all except wagon	6.50 kit
<b>FTS647</b>	Fuel Tank Straps	1964-67 Cutlass/442 except wagon	59.00 pr.
<b>FTS682</b>	Fuel Tank Straps	1968-72 Cutlass/442 except wagon	59.00 pr.
<b>TLR642</b>	Fuel Tank Unit Retaining Lock Ring	1964-72 all Models	7.50
<b>73FT</b>	Fuel Tank with Neck	1973 all models	259.00
<b>745FT</b>	Fuel Tank with Neck	1974-75 all models	259.00
<b>767FT</b>	Fuel Tank with Neck	1976-77 all models	259.00

**\*Shipping Surcharge of \$150.00 applies to all fuel tanks shipped to a U.S. address.**

**1967 Gas Tank Vent Hoses:** Rubber hoses attach to the fittings on the fuel tank, used for venting the tank on all 1967 models. Pair of two different size hoses, clamps and foam restrictor included in hose set.

<b>GTVH67</b>	Gas Tank Vent Hoses	1967 Cutlass/442	26.00
---------------	---------------------	------------------	-------

**1969-70 Gas Tank Vent Tube Filter Kit:** Attaches to the vent tubes on the fuel tanks. Kit sold complete with filter, hoses and clamps.

<b>GTF690K</b>	Gas Tank Vent Kit	1969-70 all exc. wagons	37.50
----------------	-------------------	-------------------------	-------

**1968-70 Gas Tank Filler Neck Support Strap and Bracket:** Mounts gas filler neck to underside of of body. Includes strap, bracket and screw.

<b>GTS680</b>	Gas Tank Filler Neck Strap	1969-70 all exc. wagons	24.00
---------------	----------------------------	-------------------------	-------

**1968-70 Gas Tank Vent Hose Bracket:** Small bracket used to hold the gas tank vent hoses on all 1968-70 models exc. wagons.


<b>VTLC680</b>	Gas Tank Vent Hose Bracket	1968-70 all exc. wagons	14.00
----------------	----------------------------	-------------------------	-------

**1971-72 Gas Tank Vapor Line Clamp Kit:** Used on 1971-72 models to fasten the three fuel tank vapor lines.

<b>VTLC712K</b>	Gas Tank Vapor Line Clamp	1971-72 all exc. wagons	14.00
-----------------	---------------------------	-------------------------	-------

**Fuel Tank Sending Units:** New Fuel Tank Sending Units available for models listed. Other tank units not listed will need to be rebuilt.

<b>FTU6432</b>	Fuel Sending Unit	1964 Cutlass/442 with one 3/8" line	95.00
<b>FTU656</b>	Fuel Sending Unit	1965-66 Cutlass exc. 442 w/ one 5/16" line	95.00
<b>FTU6674</b>	Fuel Sending Unit	1966-67 442 with one 3/8" line	95.00
<b>FTU680-1</b>	Fuel Sending Unit	1968-70 Cutlass/442 exc. wagons with one fuel line	95.00
<b>FTU680-2</b>	Fuel Sending Unit	1968-70 all Cutlass/442 exc Wagons with 2 fuel lines. (one fuel line and one return line)	95.00
<b>FTU712-1</b>	Fuel Sending Unit	1971-72 all Cutlass/442 exc Wagons with one fuel line.	95.00
<b>FTU712-2</b>	Fuel Sending Unit	1971-72 all Cutlass/442 exc Wagons with 2 fuel lines. (one fuel line and one return line)	95.00
<b>FTU737-2</b>	Fuel Sending Unit	1973-77 Cutlass/442, 2 lines	89.50
<b>FTU737-3</b>	Fuel Sending Unit	1973-77 Cutlass/442, 3 lines	89.50



**1961-63 Cutlass F85 Fuel Pump Rebuilding Service:** We can now offer a rebuilding service for all 1961-63 Fuel Pumps. Service requires your core be sent in advance, please allow 2-3 weeks for a rebuilt unit. For rebuilt fuel pumps sent in advance there will be an additional **150.00 core charge** which is refunded upon return of your original.

<b>4827FP</b>	Rebuilt Fuel Pump	1961 all, 1962 early, without glass bowl	143.00
<b>6548</b>	Rebuilt Fuel Pump	1962 late, with glass bowl, 1963 all	143.00



### 1965-76 Fuel Pumps

Most AC Delco fuel pumps have become obsolete. We substitute with the best quality manufacturer available. If brand is important, please contact us for stock information before placing your order.

<b>40030</b>	Fuel Pump	1965 F85 330 V8	69.50
<b>40262</b>	Fuel Pump	1965 442 with A/C, 1966-67 442, 1969 442 400 V8	69.50
<b>40704</b>	Fuel Pump	1965 442 no A/C, 1967 330, 1968 350, 1969 350 w/o A/C	95.00
<b>40713</b>	Fuel Pump	1970-72 350 w/o vapor line, 1972 442 455 no A/C	69.50
<b>41567</b>	Fuel Pump	1970-72 455 with AC, 1973-74 350 4 V with AC, 1973-76 455 (3 lines)	76.00



**Premium Fuel Caps:** Fuel caps used on Oldsmobiles from 1964-72 are all non-vented.

<b>GC64P</b>	PREMIUM Fuel Cap	1964-69 all 442 and Premium Fuel	34.50
<b>GC70</b>	Replacement Fuel Cap	1970 Cutlass/442	18.50
<b>GC41</b>	Replacement Fuel Cap	1971-72 Cutlass/442	18.50

GC64P



GC70



GC41



**1970-72 OAI Carburetor Stud:** 3 3/4" long Carburetor Stud used on all 1970-72 models equipped with Outside Air Induction.

<b>CS702</b>	Carburetor Stud	1970-72 OAI	7.50
--------------	-----------------	-------------	------

CS702



**1964-77 Distributor Clamp:** Metal hold down clamp used to retain the distributor on all 1964-77 V8 engines.

<b>DIC505</b>	Distributor Clamp	1964-77	12.50
---------------	-------------------	---------	-------

DIC505



**1964-77 all V8 Starter Bracket or Starter Heat Shield:** Heat shield serves as a barrier between the exhaust and starter as well as a brace from the starter housing to the engine block and can be used to replace existing brace. Original style Starter Bracket is also available.

<b>SBS645</b>	Starter Bracket Shield	1972-77 all V8	32.00
<b>SBS645A</b>	Starter Brace/Bracket	1964-72 all V8	32.00



SBS645



SBS645A



**1964-79 Timing Case Cover:** Metal Timing case cover mounts to front of all 1964-79 330, 350, 400, 455 and 403 V8 engines between the engine block and the water pump.

<b>TCC649</b>	Timing Case Cover	1964-79 all V8 engines	89.00
---------------	-------------------	------------------------	-------



**1964-77 V8 Engine Lift Hook:** Attaches to left side front of intake on all 1964-77 V8 engines. Used as a lift hook for hoisting the engine from car frame.


<b>ELH647</b>	Engine Lift Hook	1964-77 all V8 engines	14.50
---------------	------------------	------------------------	-------



## Engine Gasket Sets

Complete Engine Overhaul Gasket Sets: Includes head gaskets, oil pan, rocker cover, valve cover, timing cover, exhaust manifold gaskets, and main bearing oil seals. \*Intake Manifold Gasket not included. You will need to purchase this gasket separately which is listed below.

\*FS8171PT-4 Engine Overhaul Gasket Set 1964-75 all V8 169.00 set



### Individual Gaskets:

<b>MS9947-1</b>	Intake Manifold Gasket Set (2 pc)	1964-72 330-350	29.50
<b>MS96004</b>	Intake Manifold Gasket Set	1965-72 400-455	56.00
<b>MS90021</b>	Exhaust Manifold Gasket Set	1964-72 330-350	19.00
<b>MS90078</b>	Exhaust Manifold Gasket Set	1965-72 400-455	19.00
<b>OS13419D</b>	Oil Pan Gasket Set	1965-77 all	23.50
<b>VS13403R</b>	Rocker Arm Cover Gaskets	1964-77 all	23.50 pr.
<b>TCS13417</b>	Timing Case Cover Seal and Gasket	1964-77 all	29.50
<b>47398</b>	Timing Case Cover Seal	1964-77 all	19.50
<b>HS8171PT-4</b>	Valve Grind Set	1964-77 all Oldsmobile V8	96.50

### Engine Oil Indicator and Indicator Tube:

<b>401567</b>	Engine Oil Indicator	1968 350 with short tube, 1969-73 350	33.00
<b>419242</b>	Engine Oil Indicator	1968 350 with long tube, 1968-69 400, 1969-73 455	33.00
<b>401357</b>	Engine Oil Indicator Tube	1968-69 400, 1969-73 455	19.50
<b>401568</b>	Engine Oil Indicator Tube	1968 350 with short tube, 1969-73 350	19.50




OF667

**1966-72 Oil Filler Caps:** New reproductions of the 'top hat' Oil Filler Caps are now available. Caps have 'Oil AC Type KV1014' stamped around outer lip.

1966-67 Cutlass/442 models use black while W-30 models used the chrome cap.

<b>OF667</b>	Black Oil Filler Cap	1966-67 all V8 engines, exc. W-30	35.00
<b>OF67C</b>	Chrome Oil Filler Cap	1966-67 W-30 models	40.00
<b>OF69HO</b>	Chrome Oil Filler Cap,	1969 Hurst Olds	29.50
<b>OF680</b>	Oil Filler Cap	1968-70 all	31.00
		with 'Engine Oil Fill and AC-FC60' imprinted on top	
<b>OF6876</b>	Oil Filler Cap with tabs	1971-77 all	25.00
<b>OFT6877</b>	<b>Oil Filler Tube:</b> This replacement Oil Filler Tube is correct length and appearance. For all 1968-77 Oldsmobile 350-455 V8 Engines.		26.50



**Reproduction 1965-75 400-455 Oil Pan:** This oil pan is a duplicate that holds more oil for better lubrication and better performance. A factory oil pan holds 5 quarts including the filter; this oil pan holds 6.25 quarts with the oil filter. The pan is just 1/2 inch deeper and is wider towards the cross member. The oil pan stays above the cross member for safe road clearances. Holds all of the factory contours. It uses the factory correct drain plug that is 1/2-28 thread with the factory oversized 7/8 hex head. The nut on the inside of the pan has a factory hole in the side for engine oil draining purposes. Also features the inner oil pan baffle that was in originals.

<b>407087</b>	Big Block Oil Pan	1965-75 400-455 V8	185.00
<b>OPS675</b>	Oil Pump Filter Screen	1965-75 all V8	49.50
<b>OPK675</b>	Oil Pan Bolt Kit	1965-75 all V8	9.50



## ENGINE PAINTS:

Engine enamels were computer color-matched to original parts and are the closest available to factory colors. There were many variations depending on supplier used, paint batches, humidity, etc. Engine paint is available in 11 oz. aerosol cans, 3 to 4 cans will be needed for a complete engine repaint.




<b>EP74</b>	Gold Engine Paint (aerosol)	1964-72 all 330-350 Engines	19.50 can
<b>EP90S</b>	Bronze Engine Paint (aerosol)	1965-69 all 400 Engines	19.50 can
<b>EP100S</b>	Blue Engine Paint (aerosol)	1970-72 455 Engines	19.50 can
<b>EP110S</b>	Red Engine Paint (aerosol)	1968-69 Hurst Olds 455 Engines	19.50 can
<b>AF150S</b>	Red Air Filter Assembly Paint	All Models using Red Air Filters	19.50 can

## TRANSMISSION AND MOTOR MOUNTS:

New motor mounts and transmission mounts for all 1964-72 Cutlass/442 models.

Two motor mounts are used and one transmission mount used.

<b>381334</b>	Motor Mount	1961-63 F85	32.50 ea.
<b>602-1109</b>	Motor Mount	1965-68 all V8, 1969-72 350	29.50 ea.
<b>602-1119</b>	Motor Mount	1969-72 400 and 455 V8	26.50 ea.
<b>31-2378</b>	Transmission Mount	1964-72 all except TH400	21.50
<b>31-2268</b>	Transmission Mount	1967-72 all TH400	21.50



**1968-72 455 Frame Mounts:** Necessary item when converting from 350 to 455 engine. These are the metal brackets that are used between the motor mounts and the frame.

<b>FM455C</b>	Frame Mounts	1968-72 all 455 engine	78.00 pr.
---------------	--------------	------------------------	-----------



**1964-75 330 & 350 V8 Frame Mounts:** Metal brackets bolt between the frame and the motor mounts on all 1964-75 330 & 350 engines.

<b>FM350C</b>	Frame Mounts	1964-75 330 & 350 engines	89.00 pr.
---------------	--------------	---------------------------	-----------



**1964-72 V8 Motor Mount Bolt Kit:** All hardware and bolts needed for engine to motor mount and motor mount to frame mounts.

<b>642MMB</b>	Motor Mount Bolt Kit	1964-72 V8	45.00 kit
---------------	----------------------	------------	-----------



**1969-73 V8 Engine Timing Indicator:** Bolts to front of engine block above harmonic balancer. Used on all 1969-73 V8 engines. Paint to match engine color.

<b>ETI693</b>	Engine Timing Indicator	1969-73 V8	21.50
---------------	-------------------------	------------	-------



## Water Pump, Timing Case and Timing Indicator Bolt Mounting Kit:

Serves all 1964-72 V8 Engines and contains all bolts needed to mount the Water Pump, Timing Case Cover and Timing Indicator to the front of the engine.

<b>WPMK642</b>	Water Pump Mounting Kit	1964-72 All V8	29.50 kit
----------------	-------------------------	----------------	-----------



**Fan and Fan Clutch Mounting Bolt Kits:** Bolts used to attach the fan or fan clutch to the water pump pulley. For all 1961-77 V8 models, 2 kits available for cars with or without fan clutch.

<b>FMK616</b>	Fan Mounting Kit	1961-77 V8	11.50 kit
---------------	------------------	------------	-----------

<b>FCMK616</b>	Fan Clutch Mounting Kit	1961-77 V8	11.50 kit
----------------	-------------------------	------------	-----------

**1966-74 V8 Notched Valve Covers:** New Valve Covers for all 1966-74 V8 Engines. Correct notched areas on back of valve covers and 'D' shaped holes for grommets. Bolts are sold in a set of 20 grade 5 bolts for all 1964-72 Cutlass V8 engines.

**VC672** Zinc Notched Valve Covers 1966-74 all V8 229.00 pr.  
**VCB672** Valve Cover Bolts 1964-72 all V8 22.00 set

**4 Speed Valve Cover Brackets:** Used on 1968-72 models with four speed manual transmissions to hold positive battery cable along valve cover on driver's side. Set includes two metal brackets and two plastic straps.


**VCB682** Valve Cover Brackets 1968-72 all 4 speed trans 19.50 set

**1968 Valve Cover to Air Cleaner Vent Pipes:** For 1968 models only, tube connects grommets on valve cover breather to the air cleaner base.

**399765** Air Cleaner Vent Pipe 1968 V8 exc. AC or OAI 37.00  
**399766** Air Cleaner Vent Pipe 1968 V8 with AC or OAI 37.50

**1969-77 Valve Cover to Air Cleaner Vent Pipes:** Reproduction pipe replaces original perfectly. Mounts into grommets on the valve cover breather and air cleaner. 405087 Pipe applies to 1969 400 & 455, 1970-71 455, 1972 455, 1973-75 350, and 1976 455. One or two used per car.

**405087** Air Cleaner Vent Pipe 1969-76 above listing 23.50 ea.  
**403299** Air Cleaner Vent Pipe 1969-77 350, 1977 403 23.00 ea.



**Valve Cover and Air Cleaner Grommets:**

We have several rubber grommets used on 1963-74 Models. Applications vary from year to year and on different models, compare to your originals. Excellent quality molded rubber replaces hardened and cracked originals.

**VC44** Valve Cover Grommet used on 1963-67 models. Fits a 1" diameter hole. Various uses. 9.00



**VC17** Vent Pipe to Air Cleaner Rubber Grommet used on all 1969-72 for the side of the air cleaner to the vent pipe 15.00



**VC64** Valve Cover Grommet used on 1968 models only. Installs in D shaped hole on the passenger side valve cover and accepts the vent pipe. 13.50



**VC73** Vent Pipe to Air Cleaner Rubber Grommet used on all 1973-77 for the side of the air cleaner to the vent pipe 18.00



**VC104** Valve Cover Grommet for the crankcase vent breather. For 1964-67 and 69-77 models, one or two used per car. Fits in a D Shaped hole on valve cover. 12.50 ea.



**VC83** Grommet for PCV valve located on valve cover. Used on 1964-77 models, mounts in a D-shaped hole in the valve cover. 13.50



**VC95** Crankcase Vent Grommet. Used on 1966-71 models from the breather to the vent pipe and other applications as required. 3/4" outside diameter per original. 11.00 ea.



**VC97** PCV Vent Pipe to Air Cleaner Grommet used on 1965 V8 w/ PCV at air cleaner intake air horn and 1966-67 w/ PCV exc. Tri carb 13.50



**VC25** Intake Manifold Grommet Used on 1969 H/O and 1970-77 all models that have the PCV valve in the intake manifold. 11.00



## 1965-74 Big Block Dual Exhaust Manifolds:

Nice reproduction of very hard to find parts that may have been discarded in favor of headers or have cracked over the years. There are no longer any 1965-69 400-455 Manifolds that have the Heat Riser Valve on left (driver's) side manifold.

<b>EM658WX</b>	Exhaust Manifolds		
	1965-68 400 V8, 68 455 H/O Dual Exhaust	329.00	pr.
<b>EM692WZ</b>	Exhaust Manifolds		
	1969-74 400 & 455 Cutlass-442 V8 Dual Exhaust	299.00	pr.
<b>EM350JR</b>	Exhaust Manifolds		
	1970-73 350 V8 Dual Exhaust	349.00	pr.
	(will work on 1964-69 330-350 V8, but no heat riser on driver side)		



EM692WZ



EM350JR



**1968 400 & 455 Exhaust Manifold Heat Shroud:** Four piece set applies to 1968 442 (400 V8) models and 1968 Hurst/Olds (455 V8) models only.

<b>EMS68</b>	1968 400 & 455 Exhaust Manifold Heat Shroud	299.00
--------------	---	--------

**1968-69 Air Cleaner Heat Stove Adapter:** Used on all 1968 Cutlass models and 1969 W-30 & W31 models with ram air. Attaches between the hot air tube and the underside of the air cleaner snorkel. Includes rubber grommet.

<b>HSA689</b>	Heat Stove Adapter	1968-69 models	83.00
---------------	--------------------	----------------	-------



## 1969-74 455 Exhaust Manifold Heat Shroud:

This often deteriorated part has been reproduced exactly from machine formed steel. Installs to the right side exhaust manifold. Heat shroud will only fit 455 engines.

<b>EMS6974</b>	Exhaust Manifold Heat Shroud	1969-74 455	109.00
----------------	------------------------------	-------------	--------

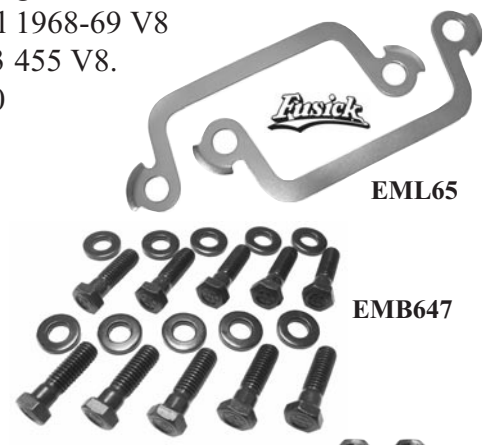


**Exhaust Manifold Heat Tube Screen Filter:** Used in bottom of Exhaust Manifold Tube where it attaches to Exhaust Manifold Shroud and prevents any debris from going into the air cleaner. This new reproduction replaces original GM part # 230725. Used on all 1968-69 V8 models, 1970-71 442 455 V8, 1972 455 4 Barrel Standard Trans and OAI, 1973 455 V8.

<b>230725</b>	Exhaust Heat Tube Filter	1968-73 models above	21.50
---------------	--------------------------	----------------------	-------

**Exhaust Manifold Lock Washer and Intake / Exhaust Bolt Kits:** Lock washers were used on 1965 to 1972 All Models and attach to the two front manifold bolts and the two rear bolts. 4 Manifold locks used per car. Exhaust Manifold Bolt Kit does not include EML65 Lock Washers, sold separately.

<b>EML65</b>	Manifold Lock Washer	1965-72 all	7.50 ea.
<b>EMB647</b>	Exhaust Manifold Bolt Kit	1964-77 all	36.50 kit
<b>IBK647</b>	Intake Manifold Bolt Kit	1964-77 all	39.50 kit



**1964-74 Exhaust Manifold Flange Studs:** Set includes four studs that thread into exhaust manifolds, four nuts and lock washers. For all 1964-74 Oldsmobile V8 engines.

<b>EMFS6474</b>	Exhaust Flange Studs	1964-74 V8 engines	9.50 kit
-----------------	----------------------	--------------------	----------



**1965-77 V8 Engine Freeze Plug Kit:** Sixteen piece Engine Freeze Plug set covers all 1965-77 Oldsmobile V8 engines.

<b>FPK3</b>	Engine Freeze Plug Set	1965-77 all V8	29.50 set
-------------	------------------------	----------------	-----------





# OUTSIDE AIR INDUCTION PARTS

## 1970-72 Outside Air Induction Air Cleaner Assembly and Parts:

Injection molded plastic with all attaching parts. Assembly includes air cleaner top section, foam seal, valve cover spring hold downs, hold down springs, vacuum motor, lower air cleaner lid and air cleaner element. Plastic hinged flapper door and Oldsmobile lettered as original. This part is licensed by GM to the manufacturer. Your stock air cleaner base assembly may be re-used or a reproduction is listed separately below.

<b>OAI350</b>	Air Cleaner Assembly	1970-72 350 V8	449.00
<b>OAI455</b>	Air Cleaner Assembly	1970-72 455 V8	449.00
<b>ACL702</b>	Metal Air Filter Lid	1970-72 OAI Only	49.00
<b>OAI702</b>	Air Cleaner Drain Hose	1970-72 OAI	21.00

**Outside Air Induction Air Cleaner Foam Seals:** Available for 1969 Hurst Olds, 1970-72 W30 and 1970-72 W31 models. New Foam Seals are manufactured in correct lengths and require adhesive to form endless ring and bonding to Air Cleaner Assembly.

<b>OASHO</b>	Foam Seal	1969 Hurst Olds	23.00
<b>OAS31</b>	Foam Seal	1970-72 W31 350	23.00
<b>OAS30</b>	Foam Seal	1970-72 W30 455	23.00



## Air Filter Hold-Down Springs and Hold Down Clips:


Hold down clip attaches to middle valve cover bolt, springs are painted white and attach to the hold down clip and the air cleaner assembly.

<b>AFS70</b>	Hold-down Spring	70-72 OAI	6.50 ea.
<b>SHD83</b>	Hold-down Clip	70-72 OAI	11.00 ea.



**1970-72 OAI Vacuum Motor:** New reproduction part is a necessary item for proper function of OAI Air Cleaner Lids. Old stock is often defective because of diaphragm deterioration.

<b>VM702</b>	OAI Vacuum Motor	1970-72 all OAI	69.00
--------------	------------------	-----------------	-------



**1970-72 Air Cleaner Base Assembly:** New Air Cleaner Base assembly has single snorkel design complete with Vacuum Diaphragm. For all 1970-72 455 & 350 OAI equipped cars. Used in conjunction with the OAI455 or OAI350 Air Cleaner Assembly. Note: Only difference between OAI and non OAI air cleaners is the drain holes on bottom of base.

<b>OAI702</b>	OAI Air Cleaner Base Assembly	1970-72 OAI	299.00
---------------	-------------------------------	-------------	--------



**Air Cleaner Vacuum Diaphragm:** New Heat Actuated Vacuum Diaphragms to replace original units. Mounts to top of air cleaner snorkel with included top bracket. One side clips in, the other requires spot welding. Vacuum Diaphragm opens and closes the inner flap on air cleaner and allows warm air in from tube connected to the exhaust manifold heat shroud.

<b>ACD682</b>	Air Cleaner Vacuum Diaphragm	1968-72 all	28.00
---------------	------------------------------	-------------	-------



**1968 & 1969 OAI Lower Bumper Scoops, Moldings and Brackets:**

Black plastic scoops used on all W30 & W31 models attach to underside of front bumper with mounting brackets. Plastic Scoops, Moldings and Brackets are all sold separately. Stainless Trim Moldings are a two piece design per originals, sold in a set of four pieces for two scoops. Mounting Brackets are sold in a set of six pieces for both scoops. Scoops do not include brackets, complete assemblies are pictured.

<b>LBS68</b>	OAI Lower Bumper Scoops	1968 W models	259.00 pr.
<b>LBSM68</b>	Bumper Scoop Moldings	1968 W models	46.00 set
<b>LBS69</b>	OAI Lower Bumper Scoops	1969 W models	259.00 pr.
<b>LBSM69</b>	Bumper Scoop Moldings	1969 W models	46.00 set
<b>LBSB689</b>	Scoop Mounting Brackets	1968-69 W models	51.00 set



**1967-69 Outside Air Induction Hoses:** Correct factory style 4" diameter cloth covered ducting that connect the air scoops under front bumper to the air cleaner snorkels on all 1967-69 Ram Air Cars.

Sold in a pair of three foot pieces

<b>OAIH679</b>	Outside Air Induction Hose	1967-69 OAI	89.00 pr.
----------------	----------------------------	-------------	-----------



**1968-69 Outside Air Induction Hose Clamps:** For all 1968-69 442 W30-W31-W32 models equipped with Outside Air Induction. Oval clamp is used where the hose attaches to the air cleaner snorkels, C shaped clamp used on inner fenders and round clamp where hose attaches to the bumper scoops.

<b>HC689</b>	Air Cleaner Hose Clamp	1968-69 OAI	19.00 ea.
<b>HC689F</b>	Fender Hose Clamp	1968-69 OAI	19.00 ea.
<b>HC689S</b>	Bumper Scoop Hose Clamp	1968-69 OAI	19.00 ea.

**1968-72 Air Filter Vacuum Hose Sets:** Correct black vacuum hoses with white stripes for all 1968-72 non Outside Air Induction cars, 1969 Hurst Olds models and 1970-72 models equipped with Outside Air Induction. Provides vacuum to the air cleaner diaphragm or OAI air cleaner vacuum motor. 1970-72 OAI Vacuum Hoses include 'T' connector.

<b>AFVH682</b>	Air Filter Vacuum Hoses	1968-72 all exc. OAI	16.00 pr.
<b>AFVH69HO</b>	Air Filter Vacuum Hoses	1969 Hurst Olds OAI	28.00 set
<b>AFVH702OAI</b>	Air Filter Vacuum Hoses	1970-72 all OAI	28.00 set



**1969-70 Cutlass/442 Engine Vacuum Hose Sets:** Rubber hoses have the correct colored lines where applicable. Kits include hose from solenoid to carb, distributor to carb and modulator vacuum.

<b>VH69AT</b>	Engine Vacuum Hose Kit	1969 Auto, no A/C	31.00 set
<b>VH69ATAC</b>	Engine Vacuum Hose Kit	1969 Auto, with A/C	31.00 set
<b>VH69MT</b>	Engine Vacuum Hose Kit	1969 Manual, no A/C	31.00 set
<b>VH69MTAC</b>	Engine Vacuum Hose Kit	1969 Manual, with A/C	31.00 set
<b>VH70AT</b>	Engine Vacuum Hose Kit	1970 350/455 Auto, no A/C	24.00 set
<b>VH70ATAC</b>	Engine Vacuum Hose Kit	1970 350/455 Auto, with A/C	31.00 set
<b>VH70MT</b>	Engine Vacuum Hose Kit	1970 350/455 Manual, no A/C	24.00 set
<b>VH70MTAC</b>	Engine Vacuum Hose Kit	1970 350/455 Manual, with A/C	31.00 set



**1971-72 Cutlass/442 Engine Vacuum Hose Sets:** Rubber hoses have the correct colored lines where applicable. Kits include hose from solenoid to carb, distributor to carb and modulator vacuum.

<b>VH712AT</b>	Engine Vacuum Hose Kit	1971-72 350/455 Automatic	31.00 set
<b>VH712MT</b>	Engine Vacuum Hose Kit	1971-72 350/455 Manual	31.00 set



# ALUMINUM AIR FILTER PLATES

**Air Filter Plate Chrome Retainer:** Original chrome finish fits all 1965-68 4 Barrel. Adds the final touch to Air Filter Painted Plates listed below.

<b>3741A</b>	OEM Style Wing Nut	1964-77 all	5.50
<b>FPR657</b>	Air Filter Plate Retainer	1965-67 all 4 barrel	27.00
<b>FPR680</b>	Air Filter Plate Retainer	1968 all 4 barrel	29.50



**Ultra High Compression U-shaped Plates:** Manufactured from aluminum with an adhesive backing. Correct color stenciled paint as original. 1964 4 Barrels used one type and 1965-67 4 Barrels used another design. Both are shipped with a protective film to prevent scratching. We recommend removing film after installation.

<b>BC123</b>	Fits 1964 4 Barrel	29.50
<b>DC111A</b>	Fits 1965-67 4 Barrel	31.50



**'Cutlass' Air Filter Plates:** High quality aluminum reproduction air filter plates for 1965-67 'Cutlass' models. Use contact cement or air filter retainers to hold onto the air filter lid. Shipped with a protective plastic film.

<b>DC109A</b>	Air Filter Plate 10" Diam.	1965-67 Cutlass 330 4 Brl.	45.00
---------------	----------------------------	----------------------------	-------



**'Jetfire' Air Filter Plates:** 1967 Jetfire models use a different plate for 2 or 4 barrel carbs. Excellent reproduction with correct colors, design and lettering. 2 Barrel plates measure 7 1/2" diameter while 4 Barrel plate measures 10" diameter and has 'Ultra High Compression' printed under 'Oldsmobile'.

<b>DC109B</b>	Jetfire Air Filter Plate for 1967 330 2 barrels	40.00
<b>DC109C</b>	Jetfire Air Filter Plate for 1967 330 4 barrels	45.00

**1964-67 '442' Air Filter Plates:** 1964 has 3 painted rings in yellow, orange, and red/orange and the 442 numbers, measures 7 1/4" in diameter. 1965-67 Plate measures 9 1/2" diameter and has the painted 442 emblem.

<b>DC110A</b>	442 Air Filter Plate for 1964 442 option	45.00
<b>DC100A</b>	442 Air Filter Plate for 1965-67 442 option	48.00



**1968 Air Filter Plates:** There were a number of different air filter plates available in 1968 depending on engine size or car model. We have faithfully manufactured all five of the applications below. The 2 Barrel plate measures 8" diameter while all 4 Barrel plates measure 11" diameter. 4 Barrel plates have different applications for each engine size available and an individual plate for the 442 models. All plates are perfectly reproduced with the correct colors and graphics. Shipped with a protective film to prevent scratches while installing. Plates are installed onto the air cleaner lid with chrome retainers listed above and a dab of general adhesive to keep in place.

<b>DC105A</b>	Rocket 350 2 Barrel Air Filter Plate	1968 350 2 Brl.	40.00
<b>DC106A</b>	Rocket 350 4 Barrel Air Filter Plate	1968 350 4 Brl.	55.00
<b>BC130</b>	Rocket 400 4 Barrel Air Filter Plate	1968 400 4 Brl.	55.00
<b>DC107A</b>	Rocket 455 4 Barrel Air Filter Plate	1968 Hurst Olds	55.00
<b>DC108A</b>	442 Air Filter Plate	1968 442	55.00



## HOOD INSULATION PADS

**Press Molded Hood Pads:** New tooling has been created to manufacture exact duplicates of the original press molded hood insulation (pictured below). Insulations are molded to fit the contours on the underside of the hood. Price reflects tooling expense involved. Press molded hood insulations are shipped direct from the manufacturer. A shipping **charge of 80.00** will apply to the press molded hood pad. We can not ship out of the Continental United States. Delivery time is approximately 2 weeks. Note that the 1966 Press Molded Hood Pad will be discontinued when supply is exhausted, check with us on availability.

<b>HI6657PM</b>	Press Molded Hood Insulation	1966 Cutlass/442	209.00
<b>HI6876PM</b>	Press Molded Hood Insulation	1968-72 Cutlass/442 (1970-72 Non OAI Cars)	119.00
<b>HI7076SPM</b>	Press Molded Hood Insulation	1970-72 Cutlass Supreme	119.00



Press Molded Hood Pad

**Hood Insulation Pads:** Economy choice. Located under hood on all 1961-87 except on 1970-72 Ram Air cars. Pad should be installed fuzzy side facing engine. Hood Insulation for 1981-87 Cutlass will also fit 1988 rear wheel drive Cutlass models.

<b>HI6106</b>	Hood Insulation	1961-63 all	52.50
<b>HI6426</b>	Hood Insulation	1964-65 all	43.50
<b>HI6657</b>	Hood Insulation	1966 all	43.50
<b>HI6775</b>	Hood Insulation	1967 all	43.50
<b>HI6876</b>	Hood Insulation	1968-72 all exc. O.A.I.	43.50
<b>HI7076S</b>	Hood Insulation	1970-72 Supreme Only	43.50
<b>HI7377</b>	Hood Insulation	1973-77 all	43.50
<b>HI780</b>	Hood Insulation	1978-80 all Cutlass	43.50
<b>HI817</b>	Hood Insulation	1981-87 all Cutlass	43.50



**Hood Insulation Fasteners:** For 1961-77 Hood Insulation Pads as required.

<b>11129</b>	Hood Insulation Fastener (square)	1961-70 all	1.50 ea.
<b>11130</b>	Hood Insulation Fastener (round)	1971-87 all	1.50 ea.

**1964-77 Inner Front Fender Panel A-Frame Seals:** Seals staple or fasten to inner wheel wells and seal off engine compartment. Fiber reinforced masticated rubber as original. 1964-67 sets are now available with correct OEM style green fasteners. Staples are included in 1968-77 sets.



<b>FCD2A</b>	A-Frame Seals with fasteners	1964-65 all (4 piece set)	65.50 set
<b>FCD3A</b>	A-Frame Seals with fasteners	1966-67 all (4 piece set)	65.50 set
<b>FCD4</b>	A-Frame Seals with staples	1968-72 all (2 piece set)	32.50 pr.
<b>FCD5</b>	A-Frame Seals with staples	1973-77 all (2 piece set)	32.50 pr.
<b>3774</b>	A-Frame Seal Fasteners	1964-67 all	1.50 ea.

**Baffle to Filler Plate Seal:** For 1966-69 Models. Two are needed for Automatic Transmission and only one for Standard Transmission. Mounts between inner splash shield and body of car.

<b>BPS1</b>	Baffle Seals	1966-69 all Models	11.00 ea.
-------------	--------------	--------------------	-----------

### 1968-72 Cutlass-442-Hurst/Olds Plastic Inner Front Fender Wells:

New plastic inner fender wells for 1968-72 Cutlass-442-Rallye 350 and Hurst/Olds. For 1968, red fender wells were used on W30 and Hurst/Olds models while all other models used black. In 1969-71, only W30 models required red fender wells. All 1972 models were equipped with black fender wells.

<b>RFW689</b>	1968 W30 & H/O, 1969 W30 Red Fender Wells	499.00 pr.
<b>BFW689</b>	1968-69 Black Fender Wells	399.00 pr.
<b>RFW701</b>	1970-71 W30 Red Fender Wells	499.00 pr.
<b>BFW702</b>	1970-72 Black Fender Wells	319.00 pr.
<b>9756</b>	1968-77 Plastic Fender Well Mounting Bolt Kit	21.50



**\*Shipping Surcharge of \$75.00 to a U.S. address.**

**WINDSHIELD WASHER JARS AND RELATED PARTS:** Correct Washer Fluid Reservoirs for all 1964-77 Cutlass-442-Hurst/Olds models. Proper tight fit of the caps on 1968-77 plastic jars. Note: We are eliminating pre drilled holes on 1968-72 WJ6410 and WJ6415 Washer Jars. There appear to be variations in the original hole placement. You will need to drill a 3/16" pilot hole in each tab suited to your fender well.

**1961-67 Optikleen Triangle Glass Jars and parts:** Triangular Glass Washer Jar used on many 1961-67 Cutlass-442 models as an accessory. Glass Jar includes the decal and cap or they can be ordered separately to restore your original bottle.

<b>OKB647</b>	Optikleen Triangular Glass Bottle with decal	1961-67 all	37.50
<b>OB647</b>	Optikleen Bottle Metal Mounting Bracket	1961-67 all	27.00
<b>OKBC647</b>	Optikleen Bottle Metal Cap	1961-67 all	8.50
<b>DC47</b>	Optikleen Bottle Decal (paper decal, wet glue on back to apply)	1961-67 all	8.50



**1964-77 Plastic Washer Fluid Jars:** The Washer Jars for 1964-67 use a flip open lid and have the fluid pick up fitting molded into the bottom of the jar. The lid for 1968-77 is the correct snap on design and uses a short length of hose on underside of lid for fluid pick up. Washer Jars are white for 1965-67 and 1970-77, black for 1964 and 1968-69 models. All Washer Jars include caps and mounting screws.

<b>WJ6405B</b>	Windshield Washer Plastic Jar (black)	1964 all	55.00
<b>WJ6405</b>	Windshield Washer Plastic Jar (white)	1965-67 all	45.00
<b>WJ6410</b>	Windshield Washer Plastic Jar (black)	1968-69 all	27.50
<b>WJ6415</b>	Windshield Washer Plastic Jar (white)	1970-72 all	27.50
<b>WJ7393</b>	Windshield Washer Plastic Jar (white)	1973-77 all	29.50
<b>WJC6894</b>	Windshield Washer Jar Cap	1968-77 all	5.50



**Washer Jar Filter:** Small plastic cone with metal screen filter inserts into the end of the fluid pick up tube inside washer jars. Used on all 1968-77 models.

<b>WJF6421</b>	Windshield Washer Jar Filter	1968-77 all	5.50
----------------	------------------------------	-------------	------



**Washer Nozzles and Rubber Washer Hoses:** New washer nozzles for 1966-72 models replace damaged or corroded originals. High quality rubber washer hose available in two sizes, check application. WWH682 is the rubber retainer that snaps into the underside of hood to secure the washer hoses.

<b>WN6653</b>	Windshield Washer Nozzles (at cowl)	1966-67 all	35.00 pr.
<b>WN6881</b>	Windshield Washer Nozzles (at cowl)	1968-72 all	35.00 pr.
<b>4460</b>	Windshield Washer Hose to Pump and Filter	all models to 1977	2.00 ft.
<b>4457</b>	Windshield Washer Hose to Nozzles	all models to 1977	2.00 ft.
<b>WWH682</b>	Washer Hose Rubber Retainer on hood	1968-72 all	8.50



**Washer Hose Kit:** Complete kit for the washer hoses used on all 1968-72 Cutlass and 442 models. Includes sufficient lengths of two hose sizes, hose retainer, washer nozzles and the filter for inside jar.

<b>WWHK682</b>	Windshield Washer Hose Kit	1968-72 all models	79.00
----------------	----------------------------	--------------------	-------



899508



WWA647B



3980353

WWA682



## Windshield Wiper Arms and Blades


1964-67 Cutlass have the same wiper arms for left and right sides. 1968-72 Wiper Arms are a different design from right to left. Driver side arm has a brace that attaches from under the wiper blade to a stud on the wiper transmission. 1968-72 Wiper Arms are for cars equipped with recessed park (wipers drop below windshield onto the stainless molding when in off position).

<b>WWA647B</b>	Windshield Wiper Arm (same both sides)	1964-67 all Cutlass/442	29.50 ea.
<b>WWA682</b>	Windshield Wiper Arm (sold in a pair)	1968-72 all w/ recessed park	89.00 pr.
<b>899508</b>	Satin Finish Wiper 15" Blade	1961-67 all Cutlass/442	21.50 ea.
<b>3980353</b>	Satin Finish Wiper 16" Blade	1968-77 all Cutlass/442	21.50 ea.

WWP6872



WWM6872



WMWP6872



**1968-72 Windshield Wiper Motor & Washer Pumps:** New reproductions of the round bodied windshield wiper motors and washer pump assemblies for all 1968-72 Cutlass models. Available in the complete Wiper Motor and Washer Pump assembly, or you can purchase the pump or motor individually. Wiper motor and complete assembly both come with rubber mounting grommets and screws.

<b>WWP6872</b>	Washer Pump Assembly	1968-72 all Cutlass/442	89.50
<b>WWM6872</b>	Wiper Motor Assembly	1968-72 all Cutlass/442	199.50
<b>WMWP6872</b>	Wiper Motor and Washer Pump	1968-72 all Cutlass/442	289.00



**1963-78 Washer Pump Repair Kit:** This handy, easy to use kit contains the parts necessary to rebuild your inoperative washer pump.

<b>WPRK638</b>	Washer Pump Repair Kit	1963-78 all models	24.50
----------------	------------------------	--------------------	-------

**1968-72 Wiper Motor Mounting Gasket:** Foam rubber seal used between wiper motor and firewall.

<b>WMG682</b>	Wiper Motor Gasket	1968-72 all	11.00
---------------	--------------------	-------------	-------



**Wiper Motor Mounting Screws and Grommets:** Sold in a set of three screws and three rubber grommets with metal collars. Fits 1964-72 all models.

<b>WPS647</b>	Wiper Motor Grommets	1964-72 all models	11.50 set
---------------	----------------------	--------------------	-----------



## Ignition, Door, Trunk, Console and Glove Box Locks and Keys

Locks are available individually or in sets. 1961-68 models used the smaller octagon style key and 1969-77 models used the larger rectangular type key. All locks and sets supplied with 2 keys.

**Individual Lock Cylinders:** All individual locks include two keys. Keep in mind if you buy locks individually, they will each require a separate key. Door locks are sold in a pair with two matching keys.

### Ignition Lock Cylinders

<b>IC3565</b>	Ignition Lock Cylinder 1961-65 all models	23.50
<b>IC667</b>	Ignition Lock Cylinder 1966-67 all models	23.50
<b>IC68</b>	Ignition Lock Cylinder 1968 all models	27.50
<b>IC6978</b>	Ignition Lock Cylinder 1969-77 all models	23.50

### Door Locks

<b>DL678</b>	Door Lock Cylinders 1962-68 all models	39.00 pr.
<b>DL7181T</b>	Door Lock Cylinders 1969-77 all models	26.50 pr.

### Glove Box Locks

<b>CL612</b>	*Glove Box Lock Cylinder 1961-63 all models	33.00
<b>GB67</b>	*Glove Box Lock Cylinder 1964-67 all models	46.00
<b>GB690</b>	Glove Box Lock Cylinder 1969 all models	39.00
<b>GB693</b>	Glove Box Lock Cylinder 1970-74 all models	23.00
<b>GB757</b>	Glove Box Lock Cylinder 1975-77 all models	19.00

### Trunk Locks

<b>TL613</b>	Trunk Lock Cylinder 1961-63 all models	29.00
<b>TL678</b>	Trunk Lock Cylinder 1964-68 all models	29.00
<b>TL673</b>	Trunk Lock Cylinder 1969-77 all models	23.00

### Console Box Locks

<b>GB67</b>	*Console Box Cylinder 1961-69 all w/ console	46.00
<b>CL7071</b>	Console Box Cylinder 1970-72 all w/ console	39.00

\* Keys and Tumbler only- no other parts

### Glove Box, Trunk & Console Lock Set

<b>GTC70</b>	Glove Box, Trunk and Console Lock set 1970-72 models with a console, all three keyed alike	79.00
--------------	---	-------



### Door and Ignition Lock Sets:

Each set includes the Ignition Lock Cylinder and two Door Lock Cylinders. Each set is keyed alike and comes with two matching keys.

<b>DI615</b>	1962-65 all models	59.00
<b>DI667</b>	1966-67 all models	59.00
<b>DI680</b>	1968 all models	53.50
<b>DI690</b>	1969-77 all models	49.00

### Glove Box and Trunk Lock Sets:

Each set includes a Glove Box Lock Cylinder and Trunk Lock Cylinder. Each set is keyed alike and comes with two matching keys.

<b>GT63</b>	1962-63 all models	46.00
<b>GT67</b>	1964-67 all models	62.00
<b>GT690</b>	1969 all models	59.00
<b>GT693</b>	1970-73 all models	43.00
<b>GT757</b>	1974-77 all models	39.00

### Ignition, and Door Key Blanks

<b>3694624</b>	1964-66 all (octagon)	5.50
<b>7033454</b>	A 1967 all (octagon)	5.50
<b>7034680</b>	C 1968 all (octagon)	5.50
<b>7025014</b>	E 1969, 1973 & 1977 (square)	5.50
<b>7025282</b>	J 1970 & 1974 (square)	5.50
<b>7027275</b>	A 1971 & 1975 (square)	5.50
<b>7024229</b>	C 1972 & 1976 (square)	5.50


### Deck Lid and Glove Box

<b>7002238</b>	1961-66 (round)	5.50
<b>7033455</b>	B 1967 (round)	5.50
<b>7034702</b>	D 1968 (round)	5.50
<b>7025019</b>	H 1969, 1973 & 1977 (oval)	5.50
<b>7025288</b>	K 1970 & 1974 (oval)	5.50
<b>7027281</b>	B 1971 & 1975 (oval)	5.50
<b>7024235</b>	D 1972 & 1976 (oval)	5.50



# RUBBER PARTS

**HB61** Hood to Fender Bumper  
1961-62 all models 5.00 ea.



HB61

**HB63** Hood to Fender Bumpers  
1963 all (6 pc set) 32.00 set



HB63

**HB64** Hood to Fender Bumper  
1964-67 all models 4.50 ea.



HB64

**HB68** Hood to Fender Bumper  
1968-69 all models 4.50 ea.



HB68

**HB70** Hood to Fender Bumper  
1970-77 all models 4.50 ea.



HB70



**HB73** Hood Bumper and Adjusting Stud  
1961-69 all models 9.50 ea.



**HB75** Hood Bumper at Cowl.  
Corrected new tooling.  
1970-72 all 6.50 ea.



**HB74** Hood Bumper and Adjusting Stud  
(front) 2 required per car.  
1968-79 all models 9.50 ea.



**DB85** Door Lock Pillar Bumper  
1964-66 all 4.50 ea.



**DB87** Door Lock Pillar Bumper  
1967 all 4.50 ea.



**DB90** Door Lock Pillar Bumper  
1968-77 all 3.50 ea.



**Cosmetic Rubber Bumpers:** Used on many 1961-77 Models for Glove Box & Console Doors and Front Hood Extension near Grilles on 1970 (use GB11).

**GB10** Bumper (rounded) 2.00 ea.

**GB11** Bumper (flat) 2.00 ea.


GB10



GB11

**1964-77 Clutch Pedal Rubber Bumper:**  
Used on all 1964-77 Cutlass with standard transmission. One used per car.

**CPB642** Clutch Pedal Bumper 4.50



**Door Handle and Door Lock Cylinder Gaskets:** Die cut rubber per original. One 4 pc set does both handles.

**DH612** Door Handle Gasket Set. Fits 1964-72 all models 6.50 set



**DCG61** Door Lock Cylinder Gasket For 1961-72 all models 3.50 ea.

**1968-72 Firewall Vacuum Line and Wiring Grommet:** Fits 1 3/4" Hole in firewall for A/C Vacuum lines and wiring.



**FG682** Firewall Grommet 9.50



**1968-72 Convertible / Power Accessory Wiring Grommet:** Rubber grommet has metal insert with mounting tabs on back side. 3 holes per original.

**FG682CA** Accessory Grommet 19.50



**1964-72 Speedometer Cable**

**Grommet:** Used on firewall where speedometer cable passes through.

**FG642S** Speedometer Grommet 9.50



**1964-72 Heater Blower Wire**

**Grommet:** 1 5/16" diameter with 1/4" center hole.

**FG579** Heater Wire Grommet 12.00



**DHS66** Door Bottom Drain Hole Sealing Strip: Fits 1966-72 all models, uses 4 per car. 4.50 ea.



**TB65 Sheet Metal Plug:** For 1" diameter holes located at firewall, trunk floor, body floor, rear wheel wells, etc. 5.00 ea.

**TB63** Trunk Pan Rubber Plug used on 1963-69 models. 4.50 ea.



**RPC64 Rocker Panel Inner Rubber Cover:** For 1964-68 all models. Used as a drain hole cover. 2 per car. 5.00 ea.

**Seat Back Bumpers:** Correct hard rubber with metal insert. Check picture for proper usage.

**SB65** Oval Seat Bumper 1968-77 some models 7.00 ea.

**SB61** Round Seat Bumper 1961-77 some models 6.50 ea.





# WEATHERSTRIPPING

**Convertible Roof Rail Weatherstrips:** 1962-72 Convertible Roof Rail Weatherstrips and Windshield Pillar Weatherstrips are available to seal your convertible top and doors. Convertible Roof Rail Weatherstrips are compression molded rubber with steel framing that have a better than original fit and appearance.

<b>RR613</b>	Roof Rail Weatherstrip (7 piece set)	1962-63 all Convertible	540.00 set
<b>RR645</b>	Roof Rail Weatherstrip (5 piece set)	1964-65 all Convertible	179.00 set
<b>RR667</b>	Roof Rail Weatherstrip (7 piece set)	1966-67 all Convertible	179.00 set
<b>HBS667</b>	Bow Seal Only (included with above)	1966-67 all Convertible	65.00
<b>RR682</b>	Roof Rail Weatherstrip (7 piece set)	1968-72 all Convertible	189.00 set
<b>HBS682</b>	Bow Seal Only (included with above)	1968-72 all Convertible	65.00

**Windshield Pillar Weatherstrip:**

<b>WP623</b>	Windshield Pillar Weatherstrip	1962-63 all Convertible	151.00 pr.
<b>WP645</b>	Windshield Pillar Weatherstrip	1964-65 all Convertible	69.00 pr.
<b>WP667</b>	Windshield Pillar Weatherstrip	1966-67 all Convertible	69.00 pr.
<b>WP680</b>	Windshield Pillar Weatherstrip	1968 all Convertible	69.00 pr.
<b>WP682</b>	Windshield Pillar Weatherstrip	1969-72 all Convertible	69.00 pr.



**2 Door Hardtop Roof Rail Weatherstrips:** Correct ready-to-install weatherstrips that include inserted tabs and molded ends for accurate installation. Excellent original style fit and seal.

<b>RR62A</b>	Roof Rail Weatherstrip	1962-63 2 Door Holiday Coupes	195.00 pr.
<b>RR64</b>	Roof Rail Weatherstrip	1964-65 2 Door Holiday Coupes	69.00 pr.
<b>RR66</b>	Roof Rail Weatherstrip	1966-67 2 Door Holiday Coupes	69.00 pr.
<b>RR68</b>	Roof Rail Weatherstrip	1968 2 Door Holiday Coupes	69.00 pr.
<b>RR69</b>	Roof Rail Weatherstrip	1969-72 2 Door Holiday Coupes	69.00 pr.
<b>RR737</b>	Roof Rail Weatherstrip	1973-77 2 Door Cutlass and Cutlass S	79.50 pr.
<b>RR757</b>	Roof Rail Weatherstrip	1973-77 Cutlass Supreme	79.50 pr.
<b>RR787</b>	Roof Rail Weatherstrip	1978-87 Cutlass 2 Doors	89.00 pr.
<b>TT788</b>	T-Top Weatherstrip	1978-87 Cutlass w/ T-Tops	259.00 pr.



**2 Door Sedan, Holiday Coupe and Convertible Molded Door Weatherstrips:** Excellent quality foam rubber weatherstrips. Molded ends and plastic push-in retaining clips per original.

<b>DW62</b>	Door Weatherstripping	1962-63 2 Door Hardtop and Convertible	225.00 pr.
<b>DW62A</b>	Door Weatherstripping	1961-63 2 Door Sport Coupe (post model)	197.00 pr.
<b>DW64</b>	Door Weatherstripping	1964-65 2 Door Hardtop and Convertible	69.00 pr.
<b>DW64A</b>	Door Weatherstripping	1964-65 2 Door Sport Coupe (post model)	69.00 pr.
<b>DW67</b>	Door Weatherstripping	1966-67 2 Door Hardtop and Convertible	69.00 pr.
<b>DW67A</b>	Door Weatherstripping	1966-67 2 Door Sport Coupe (post model)	69.00 pr.
<b>DW68</b>	Door Weatherstripping	1968 2 Door Hardtop and Convertible	69.00 pr.
<b>DW69</b>	Door Weatherstripping	1969-72 2 Door Hardtop and Convertible	69.00 pr.
<b>DW69A</b>	Door Weatherstripping	1968-72 2 Door Sport Coupe (post model)	69.00 pr.
<b>DW73</b>	Door Weatherstripping	1973-77 all 2 Door Models	79.50 pr.
<b>DW787</b>	Door Weatherstripping	1978-87 all 2 Door Models	89.00 pr.



**1968-72 4 Door Hardtop Weatherstrips:** We now have the correct weatherstrips for Roof Rail, Front Door, Rear Door and Rear Door Glass Leading Edge (seals between the two side windows). All weatherstrips fit 1968-72 Cutlass Supreme Holiday Sedans (model 4239) 4 Door Hardtops.

<b>RR689</b>	Roof Rail Weatherstrips	1968-69 4 Dr Hardtop	276.00 pr.
<b>RR702</b>	Roof Rail Weatherstrips	1970-72 4 Dr Hardtop	242.00 pr.
<b>DW702F</b>	Front Door Weatherstrips	1968-72 4 Dr Hardtop	239.00 pr.
<b>DW689R</b>	Rear Door Weatherstrips	1968-69 4 Dr Hardtop	235.00 pr.
<b>DW702R</b>	Rear Door Weatherstrips	1970-72 4 Dr Hardtop	203.00 pr.
<b>QW702</b>	Side Window Weatherstrips	1968-72 4 Dr Hardtop	72.00 pr.



**4 Door Sedan, Holiday Sedan & Vista Cruiser Molded Weatherstrips:** Exact quality as 2 Door Weatherstrips listed previously. Includes molded corners where needed and push-in tabs when necessary.

<b>DW64SDF</b>	Front Door Weatherstrips	1964-67 all 4 Door Sedan & Wagon	78.00 pr.
<b>DW64SDR</b>	Rear Door Weatherstrips	1964-67 all 4 Door Sedan	78.00 pr.
<b>DW66VCR</b>	Rear Door Weatherstrips	1966-67 Vista Cruiser Wagon	78.00 pr.
<b>RR6674</b>	Roof Rail Weatherstrips	1966-67 Holiday Sedan (4 Dr Htop)	84.50 pr.
<b>DW667HSF</b>	Front Door Weatherstrips	1966-67 Holiday Sedan (4 Dr Htop)	96.50 pr.
<b>DW667HSR</b>	Rear Door Weatherstrips	1966-67 Holiday Sedan (4 Dr Htop)	96.50 pr.
<b>QW6674D</b>	Leading Edge of Rear Door Glass Weatherstrips	1966-67 Holiday Sedan	39.00 pr.
<b>DW68SDF</b>	Front Door Weatherstrips	1968-72 all 4 Door Sedan & Wagon	78.00 pr.
<b>DW68SDR</b>	Rear Door Weatherstrips	1968-72 all 4 Door Sedan	78.00 pr.
<b>DW68VCR</b>	Rear Door Weatherstrips	1968-72 all Vista Cruiser Wagon	78.00 pr.



**Front Door Ventilator Rubber Weatherstrip Set:** For 1961-72 Models with front vent windows. Tooled in curved molds for correct fit. Only models listed are currently available.

<b>VR613</b>	Vent W/Strip Set	1961-63 All Closed Models	238.00 set
<b>VR613A</b>	Vent W/Strip Set	1962-63 All Convertibles	238.00 set
<b>VR645</b>	Vent W/Strip Set	1964-65 2 Door Hardtop and Convertible	93.00 set
<b>VR667</b>	Vent W/Strip Set	1966-67 2 Door Hardtop and Convertible	93.00 set
<b>VR680A</b>	Vent W/Strip Set	1968 2 Door Hardtop and Convertible	129.00 set
<b>VR680</b>	Vent W/Strip Set	1968-72 2 Door Post Coupe	89.50 set

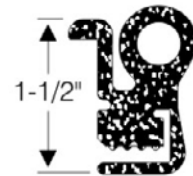
**Vertical Vent Window Channel:** For use in all 1964-68 2 Door Hardtop and Convertible. This part is used exclusively for vent frame to front door window channeling. Sold in 35" strips that include molded end bumper. Cut to proper size.

<b>C909-645</b>	Vent Window Rubber Channel	1964-65 Holiday Coupe & Conv	49.00 pr.
<b>C909-667</b>	Vent Window Rubber Channel	1966-67 Holiday Coupe & Conv	49.00 pr.
<b>C909-680</b>	Vent Window Rubber Channel	1968 Holiday Coupe & Conv	49.00 pr.



**1975-77 Hurst T-Tops Second Design Weatherstrip Sets:** These T-Top seals are for the 2nd design T-Tops supplied by Hurst. General Motors introduced a second design weatherstrip about half way through 1975 to correct leaking problems from the early versions. Second design weatherstrips will not work in conjunction with first design T-Tops. Please check the cross section diagram to the right for proper application. The second design glass sections have a chrome trim around the perimeter, the first design did not have the chrome trim. Weatherstrips are sold in a pair for the main body sections and there are separate pieces for the seal above the glass (that attaches to the T-Top glass panel).

<b>TT7557</b>	1975-77 Cutlass Supreme T-Top Weatherstrips	919.00 pr.
<b>TT7537</b>	1975-77 Cutlass & Cutlass 'S' T-Top Weatherstrips	919.00 pr.
<b>TT757</b>	1975-77 all models Weatherstrip Above Side Window	185.00 pr.



**1961-65 Outer Belt Weatherstrip and Seal:** Located on outer edge of side windows. Rubber strip with chrome bead and aluminum backing. This is a universal fit, differs slightly from original but is closest possible match. Cutting to proper length is required.

<b>C505</b>	Window Channel (4 ft length)	1961-65 Cutlass	37.00 ea.
<b>C505A</b>	Window Channel (2 ft length)	1961-65 Cutlass	18.50 ea.



**8008 Weatherstrip Adhesive:** Black rubber to metal cement supplied by 3M. Available in a 5 fl. oz. tube. 13.50 tube

# WINDOW CHANNEL/SWEEPER KITS


**Window Channel Kits:** 1964-72 OEM Style Two Door and Convertible 8 piece Window Channel Sweeper Kits. One kit supplies the 4 inside and 4 outside horizontal sweepers typically called fuzzies, sweepers, belt-line weatherstrips, cat whiskers, etc. Appropriate fasteners and clips used where originally needed. Channel Kits for 1968-70 Cutlass Holiday Coupes with the B85 reveal molding option are also available. These sweeps attach to the optional molding rather than the top of the door and have no chrome bead on the outers.

<b>CK64</b>	Window Channel Kit, 8 piece	1964 2 Door Hardtop	170.00
<b>CK64A</b>	Window Channel Kit, 8 piece	1964 Convertible	107.00
<b>CK65</b>	Window Channel Kit, 8 piece	1965 2 Door Hardtop	186.00
<b>CK65A</b>	Window Channel Kit, 8 piece	1965 Convertible	135.00
<b>CK66</b>	Window Channel Kit, 8 piece	1966-67 2 Door Hardtop	163.00
<b>CK66B</b>	Window Channel Kit, 8 piece	1966-67 Sport Coupe	170.00
<b>CK66A</b>	Window Channel Kit, 8 piece	1966-67 Convertible	186.00
<b>CK68</b>	Window Channel Kit, 8 piece	1968 2 Door Hardtop	186.00
<b>CK68B</b>	Window Channel Kit, 8 piece	1968-69 Sport Coupe	186.00
<b>CK68A</b>	Window Channel Kit, 8 piece	1968 Convertible	170.00
<b>CK68HR</b>	Window Channel Kit, 8 piece	1968 2 Door Hardtop with B85 reveal molding	173.00
<b>CK69</b>	Window Channel Kit, 8 piece	1969 2 Door Hardtop	186.00
<b>CK69A</b>	Window Channel Kit, 8 piece	1969 Convertible	192.00
<b>CK69HR</b>	Window Channel Kit, 8 piece	1969 2 Door Hardtop with B85 reveal molding	198.00
<b>CK70</b>	Window Channel Kit, 8 piece	1970-72 2 Door Hardtop	192.00
<b>CK70A</b>	Window Channel Kit, 8 piece	1970-72 Convertible	192.00
<b>CK70B</b>	Window Channel Kit, 8 piece	1970-72 Sport Coupe	186.00
<b>CK70HR</b>	Window Channel Kit, 8 piece	1970-72 'S' & 442 2 Door Hardtop with B85 reveal molding	139.00
<b>CK70SR</b>	Window Channel Kit, 8 piece	1970-72 Supreme Coupe with reveal molding.	173.00
<b>CK70S</b>	Window Channel Kit, 8 piece	1970-72 Supreme Coupe without reveal molding	173.00



**Select 4 Piece Outer Kits:** Same material as eight piece kits, but no inner fuzzies supplied.

<b>CK664</b>	1966-67 2 Dr Hardtop (4 pc kit)	137.00
<b>CK66A4</b>	1966-67 Convertible (4 pc kit)	137.00
<b>CK684</b>	1968 2 Dr Hardtop (4 pc kit)	127.00
<b>CK68A4</b>	1968 Convertible (4 pc kit)	137.00
<b>CK694</b>	1969 2 Dr Hardtop (4 pc kit)	137.00
<b>CK69A4</b>	1969 Convertible (4 pc kit)	137.00
<b>CK704</b>	1970-72 2 Door Hardtop (4 pc kit)	137.00
	(fits 'S' & 442 only, not supreme)	
<b>CK70A4</b>	1970-72 Convertible (4 pc kit)	137.00




## 1973-77 Outer and 1981-88 Outer Door Sweepers:

The outer sweeper pieces attach to the top edge of the door and seal up against the glass. 1981-88 are available for cars with or without B85 reveal moldings. Only two door models are available.

<b>CK73</b>	Outer Window Sweepers, 1973-77 Cutlass and 442 2 Door models	199.00 pr.
<b>CK818</b>	Outer Window Sweepers for cars without reveal moldings, 1981-88 2 Door	114.00 pr.
<b>CK818R</b>	Outer Window Sweepers for cars with reveal moldings, 1981-88 2 Door	114.00 pr.





**Chrome Sash Channel**  
**Quarter Window Weatherstrips**  
**Body Pillar Sealing Strip**

QW8485



**Quarter Window Vertical Weatherstrips:** Located between side windows on 2 Door Hardtop and Convertibles. This is the rubber seal that is on the leading edge of the quarter window. Correct metal-inserted rubber strips per original.

<b>QW613</b>	1961-63 F85/Cutlass	63.00 pr.
<b>QW4041</b>	1964-65 Holiday Coupe	28.50 pr.
<b>QW4243</b>	1964-65 Convertible	28.50 pr.
<b>QW7576</b>	1966-67 Cutlass/442	28.50 pr.
<b>QW8485</b>	1968-72 Cutlass/442	28.50 pr.

**1964-72 Quarter Window Chrome Sash Channel:**

Vertical chrome piece that fits between the front door window and the rear quarter window on all 1964-72 2 Door Hardtops and Convertibles. Attaches to leading edge of quarter glass with included glass setting channel The quarter window weatherstrip slides into this piece.

<b>SC645L</b>	Left Chrome Sash Channel, 1964-65	45.00
<b>SC645R</b>	Right Chrome Sash Channel, 1964-65	45.00
<b>SC667L</b>	Left Chrome Sash Channel, 1966-67	42.00
<b>SC667R</b>	Right Chrome Sash Channel, 1966-67	42.00
<b>SC682L</b>	Left Chrome Sash Channel, 1968-72	42.00
<b>SC682R</b>	Right Chrome Sash Channel, 1968-72	42.00



SC667L



SC682L



BP5455

**1962-72 Body Pillar Sealing Strip:** Located directly under the Quarter Window Vertical weather-strips on 1962-72 Hardtops and Convertible models. Correct copy of a difficult part to reproduce. Molded rubber with steel insert per original.

<b>BP1111</b>	Body Pillar Weatherstrip	1962-63 F85/Cutlass Conv.	72.00 pr.
<b>BP1111A</b>	Body Pillar Weatherstrip	1962-63 F85/Cutlass 2 Dr Hardtop	88.00 pr.
<b>BP1314</b>	Body Pillar Weatherstrip	1964-65 all 2 Door HT & Conv.	35.00 pr.
<b>BP9899</b>	Body Pillar Weatherstrip	1966-67 all 2 Door HT & Conv.	27.50 pr.
<b>BP5455</b>	Body Pillar Weatherstrip	1968-72 all 2 Door HT & Conv.	39.00 pr.



BP9899

**1964-72 Sport Coupe Rear Quarter Window Channels:** Top and front window run channels for the rear quarter windows on 1964-72 Cutlass, F85 and 442 Sport Coupes (2 Door Sedan-with post). Sold in a 4 piece set and includes hardware.

<b>RQC645</b>	Quarter Window Channels	1964-65 Sport Coupe (2 Door Sedan)	179.00
<b>RQC667</b>	Quarter Window Channels	1966-67 Sport Coupe (2 Door Sedan)	179.00
<b>RQC682</b>	Quarter Window Channels	1968-72 Sport Coupe (2 Door Sedan)	179.00

**Flexible Side Window Channel:**

Used around perimeter of front and rear windows on 1964-72 Sport Coupes (post models), 4 Door Sedans, and Vista Cruisers. Flocked rubber with exact configuration. Cutting to proper length is required for installation. Available in 6 ft. length only.

<b>C808</b>	Window Channel (6 foot piece)	23.50 ea.
-------------	-------------------------------	-----------



RQC645



RQC682



### 1970-72 Supreme Coupe Rear Quarter Window

**Outer Weatherstrips:** Outer rubber seals used on the rear of the quarter window in the roof panel on 1970-72 Supreme Coupe models only. Molded rubber on a steel core like originals, installs with included screws. Sold in a pair.

**OQW702** Outer Rear Quarter Weatherstrips  
1970-72 Supreme Coupe 65.00 pr.



**1968-72 Basic Starter Weatherstrip Kits:** The following 'starter' weatherstrip kits are available for 1968-72 Holiday Coupe and Convertible models. Basic starter kits include the door weatherstrip, roof rail weatherstrip and trunk weatherstrip for the Holiday Coupe models. Convertible kits include the door weatherstrip, 7 piece roof rail weatherstrip set, windshield pillar weatherstrip and trunk weatherstrip.

<b>BWK68</b>	Starter Weatherstrip Kit	1968 Holiday Coupe	159.00 kit
<b>BWK68CV</b>	Starter Weatherstrip Kit	1968 Convertible	349.00 kit
<b>BWK69</b>	Starter Weatherstrip Kit	1969 Holiday Coupe	159.00 kit
<b>BWK69CV</b>	Starter Weatherstrip Kit	1969 Convertible	349.00 kit
<b>BWK702</b>	Starter Weatherstrip Kit	1970-72 Holiday Coupe	159.00 kit
<b>BWK702CV</b>	Starter Weatherstrip Kit	1970-72 Convertible	349.00 kit



**1964-72 Cutlass-442 Holiday Coupe and Convertible Weatherstrip Kits:** Complete weatherstrip kits for all 1964-72 Cutlass and 442 Holiday Coupe (2 Door Hardtop) and Convertible models. Kits for Holiday Coupes include door, roof rail, trunk, quarter window, body pillar and vent window weatherstrips (for 1964-68 models). The Convertible kits include door, roof rail, windshield pillar, trunk, quarter window, body pillar and vent window weatherstrips (for 1964-68 models). Window channel kits (fuzzies or sweepers) are not included in any of the weatherstrip kits, order these separately.

<b>CWK645</b>	Weatherstrip Kit	1964-65 Holiday Coupe	349.00 kit
<b>CWK645CV</b>	Weatherstrip Kit	1964-65 Convertible	529.00 kit
<b>CWK667</b>	Weatherstrip Kit	1966-67 Holiday Coupe	349.00 kit
<b>CWK667CV</b>	Weatherstrip Kit	1966-67 Convertible	529.00 kit
<b>CWK68</b>	Weatherstrip Kit	1968 Holiday Coupe	375.00 kit
<b>CWK68CV</b>	Weatherstrip Kit	1968 Convertible	575.00 kit
<b>CWK692</b>	Weatherstrip Kit	1969-72 Holiday Coupe	209.00 kit
<b>CWK692CV</b>	Weatherstrip Kit	1969-72 Convertible	399.00 kit



**Rubber Bumper Detail Kits:** Combined with the above weatherstrip kits, these convenient kits will finish off all the rubber bumpers throughout the vehicle. Kits contain the Hood to Fender Bumpers, Hood Adjuster Bumpers, Cowl Lacing Strip, Cowl Bumper, Door Bumpers and Trunk Lid Bumpers.

<b>RBK646</b>	Rubber Bumper Kit	1964-66 all	74.00 kit
<b>RBK67</b>	Rubber Bumper Kit	1967 all	74.00 kit
<b>RBK68</b>	Rubber Bumper Kit	1968 all	78.50 kit
<b>RBK69</b>	Rubber Bumper Kit	1969 all	78.50 kit
<b>RBK702</b>	Rubber Bumper Kit	1970-72 all	76.50 kit



## SEAT UPHOLSTERY AND DOOR PANELS

Colors other than black, white, pearl white, and parchment will not be in stock. Special order colors take time. You must allow a minimum of 6 to 8 weeks. Because of materials, dye lots, and other changes, we recommend all interior components be replaced at one time. You must request a sample to ensure correct color. Door panel emblems and arm rest assemblies need to be transferred from your old panels. For earlier years, you will need to reuse your emblems, window channel, arm rests, and upper metal reinforcement from your existing panels for the un-assembled door panels/rear trim panels. Headrest covers are not included with seat covers, sold separately.

**1964 Cutlass and 442:** Specify Holiday Coupe or Convertible when ordering. The 1964 Sport Coupe interior is not available. Colors available are Black, Light Blue, Red, Saddle and White.

<b>64CS_UH</b>	1964 all Bucket Seats (specify color)	558.00 pr.
<b>64CS_CH</b>	1964 coupe Rear Bench Seat (specify color)	316.00
<b>64CS_VH</b>	1964 convertible Rear Bench Seat (specify color)	316.00
<b>64CD_H</b>	1964 all Front Door Panels (unassembled)(specify color)	302.00 pr.
<b>64CD_CH</b>	1964 coupe Rear Trim Panels (unassembled)(specify color)	146.00 pr.
<b>64CD_VH</b>	1964 convertible Rear Trim Panels (unassembled)(specify color)	146.00 pr.
<b>64CRAR_</b>	1964 convertible Rear Arm Rest Covers (specify color)	119.00 set
<b>64CRAR_C</b>	1964 coupe Rear Arm Rest Covers (specify color)	101.00 pr.



**1965 Cutlass and 442:** Specify Holiday Coupe, Convertible or Sport Coupe when ordering. Colors available are Black, Light Blue, Pearl, Red, Slate and Off-White for the Holiday models. The Sport Coupe colors are Metallic Red, Black, Light Blue, Pearl White, Off-White and Ivy Gold.

<b>65CS_UH</b>	1965 Holiday Bucket Seats (specify color)	461.00 pr.
<b>65CS_CH</b>	1965 Holiday coupe Rear Bench Seat (specify color)	307.00
<b>65CS_VH</b>	1965 Holiday convertible Rear Bench Seat (specify color)	307.00
<b>65CD_H</b>	1965 Holiday Front Door Panels (unassembled)(specify color)	302.00 pr.
<b>65CD_CH</b>	1965 Holiday coupe Rear Trim Panels (unassembled)(specify color)	146.00 pr.
<b>65CD_VH</b>	1965 Holiday convertible Rear Trim Panels (unassembled)(specify color)	146.00 pr.
<b>65CRAR_</b>	1965 Holiday convertible Rear Arm Rest Covers (specify color)	119.00 set
<b>65CS_US</b>	1965 Sport coupe Bucket Seats (specify color)	461.00 pr.
<b>65CS_CS</b>	1965 Sport coupe Rear Bench Seat (specify color)	307.00
<b>65CS_BS</b>	1965 Sport coupe Front Split Bench Seat (specify color)	461.00
<b>65CD_S</b>	1965 Sport coupe Front Door Panels (unassembled)(specify color)	302.00 pr.
<b>65CD_CS</b>	1965 Sport coupe Rear Trim Panels (unassembled)(specify color)	146.00 pr.
<b>65CRAR_C</b>	1965 coupe Rear Arm Rest Covers (specify color)	101.00 pr.



Holiday

302.00 pr.

146.00 pr.

146.00 pr.



Sport coupe

**1966 Cutlass and 442:** Specify Holiday Coupe, Convertible or Sport Coupe when ordering. Colors available are Metallic Red, Black, Light Blue, Parchment, and Red for the Holiday models. The Sport Coupe colors are Black, Light Blue, Parchment or Red. Sport Coupes have the 'X' pattern in the seat covers and only front and rear bench seats are available, no Door Panels or Rear Trim Panels.

<b>66CS_U</b>	1966 Holiday Bucket Seats (specify color)	461.00 pr.
<b>66CS_B</b>	1966 Holiday Front Bench Seat (specify color)	461.00
<b>66CS_C</b>	1966 Holiday coupe Rear Bench Seat (specify color)	307.00
<b>66CS_V</b>	1966 Holiday convertible Rear Bench (specify color)	307.00
<b>66CD_</b>	1966 Holiday Front Door Panels (specify color)	302.00 pr.
<b>66CD_C</b>	1966 Holiday coupe Rear Trim Panels (unassembled)(specify color)	146.00 pr.
<b>66CD_V</b>	1966 Holiday convertible Rear Trim Panels (unassembled)(specify color)	146.00 pr.
<b>66CRAR_</b>	1966 Holiday convertible Rear Arm Rest Covers (specify color)	119.00 set
<b>66CRAR_C</b>	1966 Holiday coupe Rear Arm Rest Covers (specify color)	101.00 pr.
<b>66CS_BS</b>	1966 Sport coupe Front Bench Seat (specify color)	461.00
<b>66CS_CS</b>	1966 Sport coupe Rear Bench Seat (specify color)	307.00



Holiday



Sport coupe

**1967 Cutlass and 442:** Specify Holiday Coupe, Convertible or Sport Coupe when ordering. Colors available are Black, Light Blue, Parchment, and Red for the Holiday models. The Sport model colors are Black, Parchment or Red. Two different interior designs were used in 1967, the Holiday and Supreme style and the Cutlass Sport, please compare originals to photos below to ensure correct applications.

<b>67CS_U</b>	1967 Holiday/Supreme Bucket Seats (specify color)	461.00 pr.
<b>67CS_B</b>	1967 Holiday/Supreme Front Bench w/armrest (specify color)	461.00
<b>67CS_C</b>	1967 Holiday/Supreme coupe Rear Bench (specify color)	307.00
<b>67CS_V</b>	1967 Holiday/Supreme convertible Rear Bench (specify color)	307.00
<b>67CD_</b>	1967 Holiday/Supreme Front Door Panels (unassembled)(specify color)	302.00 pr.
<b>67CD_C</b>	1967 Holiday/Supreme coupe Rear Trim Panels (unassembled)(specify color)	146.00 pr.
<b>67CD_V</b>	1967 Holiday/Supreme convertible Rear Trim Panels (unassembled)(specify color)	146.00 pr.
<b>67CS_US</b>	1967 Cutlass Sport Bucket Seats (specify color)	461.00 pr.
<b>67CS_BS</b>	1967 Cutlass Sport Front Bench Seat (specify color)	461.00
<b>67CS_SS</b>	1967 Sport coupe Rear Bench Seat (specify color)	307.00
<b>67CS_VS</b>	1967 Cutlass Sport convertible Rear Bench Seat (specify color)	307.00
<b>67CD_S</b>	1967 Cutlass Sport Door Panels (unassembled)(specify color)	302.00 pr.
<b>67CD_SS</b>	1967 Sport coupe Rear Trim Panels (unassembled)(specify color)	146.00 pr.
<b>67CRAR_</b>	1967 convertible Rear Arm Rest Covers (specify color)	119.00 set
<b>67CRAR_C</b>	1967 coupe Rear Arm Rest Covers (specify color)	101.00 pr.



67 Holiday/Supreme



67 Cutlass Sport



1968 Cutlass Supreme

68 Cutlass 'S' & 442



**1968 Cutlass 'S' and 442:** Specify Holiday Coupe, Sport Coupe or Convertible when ordering. Colors available are Black, Light Blue, '68 Blue, Pearl and Ivy Gold. The assembled door panels and rear trim panels are available only for the Holiday Coupes and Convertible. For the Sport Coupes you will need to assemble them yourself.

<b>68CS_U</b>	1968 Cutlass S & 442 Front Bucket Seats (specify color)	461.00 pr.
<b>68CS_B</b>	1968 Cutlass S & 442 Front Split Bench Seat (specify color)	461.00
<b>68CS_C</b>	1968 Cutlass S & 442 Holiday coupe Rear Bench Seat (specify color)	307.00
<b>68CS_V</b>	1968 Cutlass S & 442 convertible Rear Bench Seat (specify color)	307.00
<b>68CS_S</b>	1968 Cutlass S & 442 sport coupe Rear Bench Seat (specify color)	307.00 pr.
<b>68CD_-P</b>	1968 Cutlass S & 442 Holiday coupe & convertible Door Panels (specify color)	468.00 pr.
<b>68CD_T</b>	1968 Cutlass S & 442 sport coupe Door Panels (unassembled)(specify color)	356.00 pr.
<b>68CD_C</b>	1968 Cutlass S & 442 Holiday coupe Rear Trim Panels (specify color)	260.00 pr.
<b>68CD_V-P</b>	1968 Cutlass S & 442 convertible Rear Trim Panels (specify color)	305.00 pr.
<b>68CD_CT</b>	1968 Cutlass S & 442 sport coupe Rear Trim Panels (unassembled)(specify color)	260.00 pr.
<b>68CRAR_</b>	1968 Cutlass S & 442 convertible Rear Arm Rest Covers (specify color)	119.00 set

**1968 Cutlass Supreme:** Colors available are Black, Light Blue, '68 Blue, Pearl and Ivy Gold.

<b>68CS_U-1</b>	1968 Cutlass Supreme coupe Front Bucket Seats (specify color)	461.00 pr.
<b>68CS_B-1</b>	1968 Cutlass Supreme coupe Front Bench Seat with Arm Rest (specify color)	461.00
<b>68CS_C-1</b>	1968 Cutlass Supreme coupe Rear Bench Seat (specify color)	307.00
<b>68CD_-1P</b>	1968 Cutlass Supreme coupe front Door Panels (specify color)	468.00 pr.
<b>68CD_C-1</b>	1968 Cutlass Supreme coupe Rear Trim Panels (specify color)	260.00 pr.

**1969 Cutlass 'S' and 442:** Specify Holiday Coupe, Convertible or Sport Coupe when ordering. Colors available are Mustard Gold, Black, Light Blue, Light Green, Red and Off-White. The Sport Coupe Door Panels and Rear Trim Panels are only available un-assembled.

<b>69CS_U</b>	1969 Cutlass Holiday/'S' front Bucket Seats (specify color)	461.00 pr.
<b>69CS_B</b>	1969 Cutlass Holiday/'S' front Split Bench Seat (specify color)	461.00
<b>69CS_C</b>	1969 Cutlass Holiday/'S' coupe Rear Bench Seat (specify color)	307.00
<b>69CS_V</b>	1969 Cutlass Holiday/'S' convertible Rear Bench Seat (specify color)	307.00
<b>69CS_S</b>	1969 Cutlass Holiday/'S' sedan Rear Bench Seat (specify color)	307.00
<b>69CD_-P</b>	1969 Cutlass Holiday/'S' coupe & conv. Front Door Panels (specify Color)	468.00 pr
<b>69CD_C-P</b>	1969 Cutlass Holiday/'S' coupe Rear Trim Panels (specify color)	392.00 pr.
<b>69CD_V-P</b>	1969 Cutlass Holiday/'S' convertible Rear Trim Panels (specify color)	305.00 pr.
<b>69CD_T</b>	1969 Cutlass Holiday/'S' sedan Front Door Panels (unassembled)(specify color)	356.00 pr.
<b>69CD_CT</b>	1969 Cutlass Holiday/'S' sedan Rear Trim Panels (unassembled)(specify color)	260.00 pr.
<b>69CRAR_</b>	1969 Cutlass Holiday/'S' convertible Rear Arm Rest Covers (specify color)	119.00 set



1969 Cutlass  
Holiday/'S'/442



1969 Cutlass F-85

**1969 Cutlass F-85:** Colors available are Mustard Gold, Black, Light Blue, Light Green, and Off-White.

<b>69CSS_B</b>	1969 Cutlass F-85 sedan front Split Bench seat w/o armrest (specify color)	461.00
<b>69CSS_C</b>	1969 Cutlass F-85 sedan rear Bench Seat (specify color)	348.00
<b>69CDS_</b>	1969 Cutlass F-85 sedan Front Door Panels (unassembled)(specify color)	356.00 pr.
<b>69CDS_C</b>	1969 Cutlass F-85 sedan Rear Trim Panels (unassembled)(specify color)	260.00 pr.

**1970 Cutlass 'S' and 442 Coupes:** Specify Holiday Coupe or Sport Coupe when ordering. Colors available are Black, Light Blue, Dark Green Metallic, Pearl white or Gold. Door Panels and Rear Trim Panels for the Sport Coupes are only available un-assembled. 1970 Cutlass 'S' and 442 Coupes have the horizontal and vertical pleats with a 'V' pattern on the seats.

<b>70CS_U2</b>	1970 Cutlass 'S'/442 coupe front Bucket Seats (specify color)	461.00 pr.
<b>70CS_B2</b>	1970 Cutlass 'S'/442 front Split Bench Seat (specify color)	461.00
<b>70CS_C2</b>	1970 Cutlass 'S'/442 coupe Rear Bench Seat (specify color)	307.00
<b>70CS_C2P</b>	1970 Cutlass 'S'/442 sedan Rear Bench Seat (specify color)	307.00
<b>70CD_2-P</b>	1970 Cutlass 'S'/442 coupe Door Panels (specify color)	468.00 pr.
<b>70CD_2T</b>	1970 Cutlass 'S'/442 sedan Door Panels (unassembled)(specify color)	356.00pr.
<b>70CD_2C-P</b>	1970 Cutlass 'S'/442 coupe Rear Trim Panels (specify color)	379.00 pr
<b>70CD_2CT</b>	1970 Cutlass 'S'/442 sedan Rear Trim Panels (unassembled)(specify color)	260.00 pr.
<b>70CRAR_C</b>	1970 Cutlass 'S'/442 hardtop Rear Arm Rest Covers (specify color)	101.00 pr.





1970 Cutlass 'S'  
& 442 coupes





**1970 Cutlass Supreme Coupe & Convertible and 442 Convertibles:** Specify Holiday Coupe or Convertible when ordering. Colors available are Black, '68 Blue, Dark Metallic Green, Pearl white, Dark Saddle or Gold. 1970 Cutlass Supreme and 442 Convertibles have the vertical pleats on the bottoms and a four square design with buttons on the seat backrest section. The Rear Trim panels for the Coupes are only available un-assembled.

<b>70CS_U1</b>	1970 Cutlass Supreme front Bucket Seats (specify color)	461.00 pr.
<b>70CS_B1</b>	1970 Cutlass Supreme front Bench Seat with armrest (specify color)	461.00
<b>70CS_C1</b>	1970 Cutlass Supreme coupe Rear Bench Seat (specify color)	307.00
<b>70CS_V1</b>	1970 Cutlass Supreme convertible Rear Bench Seat (specify color)	307.00
<b>70CD_1-P</b>	1970 Cutlass Supreme front Door Panels (assembled)(specify color)	468.00 pr.
<b>70CD_1C</b>	1970 Cutlass Supreme coupe Rear Trim Panels (unassembled)(specify color)	193.00 pr.
<b>70CD_1V-P</b>	1970 Cutlass Supreme convertible Rear Trim Panels (assembled)(specify color)	305.00 pr.
<b>70CRAR_</b>	1970 Cutlass Supreme convertible Rear Arm Rest Covers (specify color)	119.00 set
<b>70CRAR_C</b>	1970 Cutlass Supreme hardtop Rear Arm Rest Covers (specify color)	101.00 pr.



1970 Cutlass Supreme



**1971 Cutlass 'S' and 442 Coupes:** Please specify Holiday Coupe or Sport Coupe (2 door sedan with post) when ordering. Colors available are Black, Pearl white, Sienna Brown, Jade Green and Dark Blue. Sport Coupe Door Panels and Rear Trim Panels are only available un-assembled.

<b>71CS_U2</b>	1971 Cutlass 'S'/442 coupe front Bucket Seats (specify color)	461.00 pr.
<b>71CS_B2</b>	1971 Cutlass 'S'/442 coupe front Split Bench Seat (specify color)	461.00
<b>71CS_C2</b>	1971 Cutlass 'S'/442 Holiday coupe rear Bench Seat (specify color)	307.00
<b>71CS_C2P</b>	1971 Cutlass 'S'/442 Sport coupe rear Bench Seat (specify color)	307.00
<b>71CD_2-P</b>	1971 Cutlass 'S'/442 Holiday coupe front Door Panels (specify color)	468.00 pr.
<b>71CD_2C-P</b>	1971 Cutlass 'S'/442 Holiday coupe Rear Trim Panels (specify color)	379.00 pr.
<b>71CD_2T</b>	1971 Cutlass 'S'/442 Sport coupe front Door Panels (unassembled)(specify color)	302.00pr.
<b>71CD_2CT</b>	1971 Cutlass 'S'/442 Sport coupe Rear Trim Panels (unassembled)(specify color)	193.00 pr.
<b>71CRAR_C</b>	1971 Cutlass 'S'/442 hardtop Rear Arm Rest Covers (specify color)	101.00 pr.



1971 Cutlass 'S' & 442




**1971 & 1972 Cutlass Supreme & 442 Convertible:** Specify Holiday Coupe or Convertible when ordering. Colors available for 1971 are Black, Dark Blue, Jade Green, Pearl white and Sienna Brown. 1972 colors are Black, Dark Blue, Dark Green, White, Dark Saddle and Sandalwood. Coupe Rear Trim Panels are only available un-assembled.

<b>71CS_U1</b>	1971 Cutlass Supreme Bucket Seats (specify color)	461.00 pr.
<b>71CS_B1</b>	1971 Cutlass Supreme front Bench Seat w/ armrest (specify color)	461.00
<b>71CS_C1</b>	1971 Cutlass Supreme coupe rear Bench Seat (specify color)	307.00
<b>71CS_V1</b>	1971 Cutlass Supreme convertible rear Bench Seat (specify color)	307.00
<b>71CD_1-P</b>	1971 Cutlass Supreme front Door Panels (specify color)	468.00 pr.
<b>71CD_1C</b>	1971 Cutlass Supreme coupe Rear Trim Panels (unassembled)(specify color)	193.00 pr.
<b>71CD_1V-P</b>	1971 Cutlass Supreme convertible Rear Trim Panels (specify color)	305.00 pr.
<b>71CRAR_</b>	1971 Cutlass Supreme convertible Rear Arm Rest Covers (specify color)	119.00 set
<b>71CRAR_C</b>	1971 Cutlass Supreme hardtop Rear Arm Rest Covers (specify color)	101.00 pr.
<b>72CS_U1</b>	1972 Cutlass Supreme Bucket Seats (specify color)	461.00 pr.
<b>72CS_B1</b>	1972 Cutlass Supreme front Bench Seat w/ armrest (specify color)	461.00
<b>72CS_C1</b>	1972 Cutlass Supreme coupe rear Bench Seat (specify color)	307.00
<b>72CS_V1</b>	1972 Cutlass Supreme convertible rear Bench Seat (specify color)	307.00
<b>72CD_1-P</b>	1972 Cutlass Supreme front Door Panels (specify color)	468.00 pr.
<b>72CD_1C</b>	1972 Cutlass Supreme coupe Rear Trim Panels (unassembled)(specify color)	193.00 pr.
<b>72CD_1V-P</b>	1972 Cutlass Supreme convertible Rear Trim Panels (specify color)	305.00 pr.
<b>72CRAR_</b>	1972 Cutlass Supreme convertible Rear Arm Rest Covers (specify color)	119.00 set
<b>72CRAR_C</b>	1972 Cutlass Supreme hardtop Rear Arm Rest Covers (specify color)	101.00 pr.



1971-72 Cutlass Supreme



**1972 Cutlass 'S' and 442 Coupes:** Specify Holiday Coupe or Sport Coupe when ordering. Colors available are Black, Dark Green, White, Sandalwood, Dark Saddle and Dark Blue. Sport Coupe Door Panels and Rear Trim Panels are only available un-assembled.

<b>72CS_U2</b>	1972 Cutlass 'S'/442 coupe front Bucket Seats (specify color)	461.00 pr.
<b>72CS_B2</b>	1972 Cutlass 'S'/442 coupe front Split Bench Seat (specify color)	461.00
<b>72CS_C2</b>	1972 Cutlass 'S'/442 Holiday coupe rear Bench Seat (specify color)	307.00
<b>72CS_C2P</b>	1972 Cutlass 'S'/442 Sport coupe rear Bench Seat (specify color)	307.00
<b>72CD_2-P</b>	1972 Cutlass 'S'/442 Holiday coupe front Door Panels (specify color)	468.00 pr.
<b>72CD_2C-P</b>	1972 Cutlass 'S'/442 Holiday coupe Rear Trim Panels (specify color)	379.00 pr.
<b>72CD_2T</b>	1972 Cutlass 'S'/442 Sport coupe front Door Panels (unassembled)(specify color)	302.00pr.
<b>72CD_2CT</b>	1972 Cutlass 'S'/442 Sport coupe Rear Trim Panels (unassembled)(specify color)	193.00 pr.
<b>72CRAR_C</b>	1972 Cutlass 'S'/442 hardtop Rear Arm Rest Covers (specify color)	101.00 pr.

Please note, the interior supplier no longer offers the correct 1972 woodgrain on the door panels and rear trim panels. All 1972 panels will be made with the 1971 woodgrain on them.



1972 Cutlass 'S' & 442





## Seat Foam Padding

A four piece contoured set of bucket seat foam will restore your bucket seats to original shape. We recommend a new set of seat foam padding when installing new seat kits. The rear seats did not use molded foam padding.

<b>SF645</b>	1964-65 Bucket Seat Foam (2 bucket seats)	250.00 pr.
<b>SF667</b>	1966-67 Bucket Seat Foam (2 bucket seats)	250.00 pr.
<b>SF680</b>	1968-70 Bucket Seat Foam (2 bucket seats)	250.00 pr.
<b>SF712</b>	1971-72 Bucket Seat Foam (2 bucket seats)	250.00 pr.
<b>BSF682</b>	1968-72 Bench Seat Foam Set (one front bench)	273.00

Cutlass Supreme bench foam requires modification for armrest.

**Shipping Surcharge of \$40.00 shipped to a U.S. address.**

**1969-72 Molded Headrest Assemblies:** Complete Molded Bucket Seat Headrests are available to complete your interior restoration. Black is the only color available, other colors require dye to match. We can order headrest covers in all interior colors, which will cover your old headrests. This is not original but the end results are more durable than dyeing the headrests.

<b>HR690</b>	Molded Headrest Assembly	1969 all Bucket Seats	199.00 pr.
<b>HR702</b>	Molded Headrest Assembly	1970-72 all Bucket Seats	199.00 pr.
<b>HRC692</b>	Sewn Headrest Covers	1968-72 (specify year and color)	63.00 pr.


**1968-72 Bucket Seat Headrest Inserts:** Thin plastic plates install on the underside of the headrests to finish off the bottom side. Same textured black plastic as original equipment.

<b>HRI682</b>	Headrest Inserts	1968-72 w/ bucket seats	25.50 pr.
---------------	------------------	-------------------------	-----------

### 1969-72 Bucket Seat Headrest Escutcheon And Lock Assemblies:

For 1969 we have the cover separately or complete assemblies. 1970-72 is the entire assembly including push buttons. High quality chromed plastic. Four used per car, two per headrest.

<b>HRE690</b>	Headrest Lock Cover only	1969 all	13.00 ea.
<b>HRE690C</b>	Headrest Lock Assembly	1969 all	42.00 pr.
<b>HRE692</b>	Headrest Lock assembly	1970-72 all	14.00 ea.



**HRE690**

**HRE692**



**HRE690C**

**1966-72 Bucket Seat Mounting Brackets:** For 1966-72 Cutlass models with bucket seats (or for cars with buckets being added). Sheet metal pieces attach to the floor and allow installation of bucket seat tracks.

<b>BSB670</b>	Bucket Seat Bracket Set (4 pc)	1966-70 all models	65.00 set
<b>BSB712</b>	Bucket Seat Bracket Set (4 pc)	1971-72 all models	65.00 set

**BSB712**



**Seat Back Bumpers:** Correct hard rubber seat bumpers with metal insert. Available in round or oval design, check originals for proper usage.

<b>SB61</b>	Round Seat Back Bumper	1961-77	6.50 ea.
<b>SB65</b>	Oval Seat Back Bumper	1968-77	7.00 ea.

**1968-72 Bucket Seat Backs:** Quality reproductions made from ABS injection plastic molds. Chrome piping trim included with backs and lower panels or sold separately. 1968 Backs and Lower Panels include the stainless bullets at the end of the piping. 1969-72 Chrome Seat Piping do not use the bullet end as the plastic on the panels is molded to finish that area. We stock black backs for 1968-72, pearl white for 1968-71, and bright white for 1972 cars. Grain pattern and color is the closest match available to the originals.

<b>SB680B</b>	Black Seat Backs	1968 all with bucket seats	109.00 pr.
<b>SB680P</b>	Pearl Seat Backs	1968 all with bucket seats	149.00 pr.
<b>SB750B</b>	Black Seat Backs	1969-72 all with bucket seats	109.00 pr.
<b>SB750W</b>	White Seat Backs	1972 all with bucket seats	119.00 pr.
<b>SB750P</b>	Pearl Seat Backs	1969-71 all with bucket seats	119.00 pr.



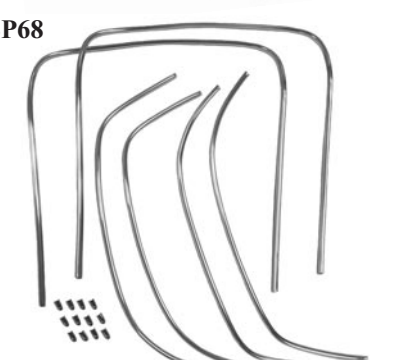
**1968-72 Bucket Seat Lower Panels:** Bucket Seat Lower Panels are only sold in a set of four pieces to service both front bucket seats. Same grain texture and colors as the seat backs, chrome piping on edge is included with new panels.

<b>BSP68B</b>	Black Lower Panels (4 pcs)	1968 all with bucket seats	119.00 set
<b>BSP68P</b>	Pearl Lower Panels (4 pcs)	1968 all with bucket seats	149.00 set
<b>BSP69B</b>	Black Lower Panels (4 pcs)	1969-72 all with bucket seats	129.00 set
<b>BSP69W</b>	White Lower Panels (4 pcs)	1972 all with bucket seats	149.00 set
<b>BSP69P</b>	Pearl Lower Panels (4 pcs)	1969-71 all with bucket seats	149.00 set



**Molded Bucket Seat Piping Sets:** Chrome piping attaches to the edge of seat backs and lower panels. Correct size and design, not a universal fit. Sold in complete sets only to service two bucket seats. Stainless bullet caps included with the 1966-68 kits

<b>MSP667</b>	Molded Bucket Seat Piping with end caps	109.00 set
	1966-67 all with bucket seats	
<b>MSP68</b>	Molded Bucket Seat Piping with end caps	109.00 set
	1968 all with bucket seats	
<b>MSP690</b>	Molded Bucket Seat Piping	96.00 set
	1969-72 all with bucket seats	
<b>MSP73</b>	Molded Bucket Seat Piping	69.00 set
	1973-74 Supreme, 1976-77 buckets	



**Bucket Seat Back Lock Button And Escutcheon Assembly:** Used on all 1967-72 models with bucket seats. 1967-68 lock is metal and mounts on the upper side of seat back, while the 1969-72 lock is chrome plastic, includes the escutcheon and is located in the center of the plastic seat back panel. Two locks used per car.

<b>SLB678</b>	Bucket Seat Back Lock	1967-68 all	29.50 ea.
<b>SLB692</b>	Bucket Seat Back Lock	1969-72 all	21.50 ea.



**Bucket Seat Hardware Package:** Contains all necessary screws to install bucket seat backs and lower panels on 1969-72 models.

<b>BKP692</b>	Seat Back/Lower Panel Hardware Kit	1969-72 all	9.50 kit
---------------	------------------------------------	-------------	----------




**1966-72 Bucket Seat Mounting Bolt Set:** Bolts used to attach Bucket Seat Frame to the seat adjuster tracks on all 1966-72 cutlass models. Sold in a set of eight bolts.

<b>BSB662</b>	Bucket Seat Mounting Bolts	1966-72 w/ buckets	12.50 kit
---------------	----------------------------	--------------------	-----------




**1964-67, 1968 & 1969-72 Chrome Plastic Arm Rest Bases:** The 1964-67 Chrome Arm Rest Bases are a true molded base that attaches to door panel and the pad mounts to these bases.

<b>AB640</b>	Chrome Arm Rest Bases (14 3/4" long)	1962-64 2 door hardtop and conv	75.00 pr.
<b>AB667</b>	Chrome Arm Rest Bases (13" long)	1965-67 2 door hardtop and conv	65.00 pr.
<b>AB657</b>	Chrome Arm Rest Bases (10 1/2" long)	1965-67 Sport Coupe (2 Dr Sedan)	55.00 pr.



**AB640**



**AB667**



**AB657**

**1968 & 1969-72 Chrome Arm Rest Backing Plates:** These are the chrome backing plates that mount against the door panel, behind the Arm Rest Base. AB692 measures approximately 13" x 5 3/4" and will also fit rear doors for 1969-70 4drs & wagons. 1968 Chrome Arm Rest Bases with the silver painted ribbed section apply to Cutlass S & 442 models, will not fit Supreme.

<b>AB680</b>	Chrome Arm Rest Base Plates	89.00 pr.
	1968 2 door models on front doors	
<b>AB692</b>	Chrome Arm Rest Base Plates	49.50 pr.
	1969-72 all models	



**AB680**



**AB692**

**1968 Cutlass Supreme Arm Rest Bases and Pads:** Longer style Arm Rest Base and Pads used on the 1968 Cutlass Supreme models. Bases measure 17 1/2" overall while the pads measure 16 1/2" overall length. Stainless Steel Trim Moldings also available to fit the longer bases. Sold in pairs only.

<b>ARP680B</b>	Arm Rest Bases	1968 Supreme	109.00 pr.
<b>ARP680</b>	Arm Rest Pads	1968 Supreme	109.00 pr.
<b>ABM680</b>	Arm Rest Base Moldings	1968 Supreme	32.50 pr.



**ARP680B**

**1968-72 Front Door Arm Rest Lower Base:** Fits 1968-72 all except 1968-69 Cutlass Supreme. This is the lower portion that the arm rest pad mounts to. Black, white, and pearl white in stock. For other colors you must dye to match interior color. You will need to re-use your molding in the recessed portion of the base or purchase new ones (listed below) separately.

<b>ARP700</b>	Black Lower Base	1968-69 Cutlass S & 442, 1970-72 all	89.00 pr.
<b>ARP700W</b>	White Lower Base	1968-69 Cutlass S & 442, 1970-72 all	89.00 pr.
<b>ARP700P</b>	Pearl Lower Base	1968-69 Cutlass S & 442, 1970-72 all	89.00 pr.



**ARP700**


**1968-72 Arm Rest Moldings:** Stainless steel molding that is inserted into the recessed area of the arm rest bases. Fits 1968-72 many Cutlass models, sold in pairs.

<b>ABM682</b>	Arm Rest Base Stainless Moldings	1968-72 Cutlass	49.50 pr.
---------------	----------------------------------	-----------------	-----------



**Front Door Panel Arm Rest Pads:** Correct grain and texture vinyl arm rest pads attach to top of the arm rest bases. Arm Rest pads sold in pairs only. Other colors available as a special order, please inquire.

<b>ARP667BL</b>	Black Arm Rest Pads 1965-67 2 door hardtop and convertible	86.00 pr.
<b>ARP657B</b>	Black Arm Rest Pads 1965-67 Sport Coupe (2 Dr Sedan)	86.00 pr.
<b>ARP10BL</b>	Black Arm Rest Pads 1968-69 Cutlass S & 442, 1970-72 all	86.00 pr.
<b>ARP10PR</b>	Parchment (off-white) Arm Rest Pad 1968-69 Cutlass S & 442, 1970-72 all	86.00 pr.
<b>ARP10PL</b>	Pearl White Arm Rest Pad 1968-69 Cutlass S & 442, 1970-72 all	86.00 pr.
<b>ARP10WH</b>	White Arm Rest Pad 1968-69 Cutlass S & 442, 1970-72 all	86.00 pr.



**1970-77 Door Panel Pull Straps:** Vinyl covered pull strap attaches to door panel, check length needed for proper fit. At this time these are only available in black. Sold in pairs, set includes two pull straps, two reinforcement plates and screws for installation. Chrome end caps sold separately.

<b>DPS19BL</b>	Door Panel Pull Straps, 19" long	69.00 set
<b>DPS21BL</b>	Door Panel Pull Straps, 21" long	69.00 set




**Door Panel Pull Strap End Caps:** Used on all models with pull straps on the front door panels. Quality chrome with a brushed finish on the face. Some models from 1974-77 used plastic caps. Metal caps snap onto clip that holds the ends of the pull straps. Plastic caps use a screw to mount to door panel. Sold individually or in a set of four. Used on various 1970-77 Cutlass-442 models.

<b>DPEC707</b>	Pull Strap End Cap (metal) 1970-77 some models	22.00 ea.
<b>DPEC707S</b>	Pull Strap End Cap Set (metal) 1970-77 some models	73.00 set 4
<b>DPEC748</b>	Pull Strap End Cap (plastic) 1974-77 some models	23.00 ea.
<b>DPEC748S</b>	Pull Strap End Cap Set (plastic) 1974-77 some models	79.00 set 4



**1970-72 Door Panel Trim Moldings:** Aluminum moldings attach to door panels where the carpet at bottom meets the vinyl panel. Moldings measure 1/2" wide and use pins on back to attach onto panel. 1970-72 442 Convertibles used a thicker molding which is not currently reproduced.

<b>DPM100</b>	Door Panel Moldings 1970-72 Cutlass 'S'	48.00 pr.
<b>DPM152</b>	Door panel Moldings 1970-72 Cutlass Supreme	52.00 set



**Door and Quarter Trim Panel Water Shields:** Protect your interior with these new mylar water shields. Plastic sheets fit between inner door and door panel. Attach to door with ribbon caulk adhesive .

<b>WS667</b>	Door Panel and Quarter Trim Water Shields	1964-67 Holiday Coupe	26.50 set
<b>WS667C</b>	Door Panel and Quarter Trim Water Shields	1964-67 Convertible	26.50 set
<b>WS682</b>	Door Panel and Quarter Trim Water Shields	1968-72 Holiday Coupe	26.50 set
<b>WS682C</b>	Door Panel and Quarter Trim Water Shields	1968-72 Convertible	26.50 set

**Chrome Door Lock Buttons and Ferrules:**

<b>DB660</b>	Chrome Door Lock Button	1965-66 all	7.50 ea.
<b>DB670</b>	Chrome Door Lock Button	1967 all	7.50 ea.
<b>DB682</b>	Chrome Door Lock Button, splined	1968-72 all	7.50 ea.
<b>DB737</b>	Chrome Door Lock Button, smooth	1973-77 all	7.50 ea.
<b>DLF647</b>	Door Lock Ferrule, translucent plastic	1964-67 all	4.00 ea.
<b>DLF682</b>	Door Lock Ferrule stainless steel with felt insert	1968-72 all	6.00 ea.

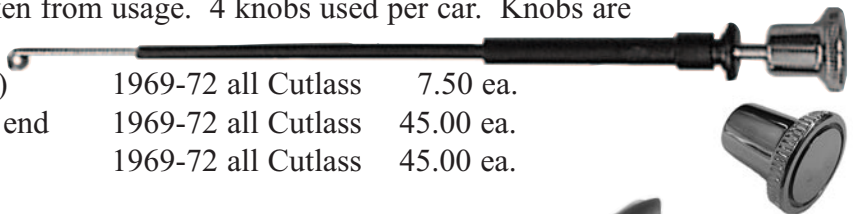


**1968-72 Front Lower Kick Panels:** New kick panel assemblies with the vents for all non air conditioned cars, vehicles equipped with A/C do not have the manual air vents. Constructed of textured black plastic like originals. Only available in black. Complete assemblies include the upper and lower vent cables.

**KP682** Lower Kick Panels 1968-72 all exc. A/C 219.00 pr.

**1969-72 Fresh Air Control Pull Knobs And Cables:** Fits 1969-72 all models except Air Conditioned cars. Cables are usually worn or broken from usage. 4 knobs used per car. Knobs are chrome plastic and need to be glued in place.

<b>AVK692</b>	Fresh Air Pull Knob (4 used per car)	1969-72 all Cutlass	7.50 ea.
<b>AVC692L</b>	Fresh Air Cable, Lower, has looped end	1969-72 all Cutlass	45.00 ea.
<b>AVC692U</b>	Fresh Air Cable, Upper, has Z end	1969-72 all Cutlass	45.00 ea.



**Interior Convertible Windshield Pillar Pads:** Molded urethane with superior grain and texture finish. Available for 1968-72 convertibles in black only. Other colors will need to be dyed to match interior.

**IWP150** Windshield Pillar Pad 1968-72 all convertibles 89.00 pr.



**GM Accessory Dash Compass:** Desirable GM accessory originally available at GM dealers. Attaches to dash with included mounting plate.

**983335** GM Accessory Dash Compass 65.00

**1961-66 Interior Coat Hooks:** Chrome plated stainless steel coat hooks fit all 2 door hardtop and sedan.

**CH496** Coat Hook 1961-66 Cutlass 9.50 ea.



**1967-72 Interior Coat Hooks:** Black plastic coat hooks used on 1967-72 Cutlass models. Textured finish with ribbed section in middle.

**CH647** Coat Hook 1967-72 Cutlass 11.00 ea.



**1973-77 Interior Coat Hooks:** Textured black plastic coat hook used in 1973-77 Cutlass models.

**CH737** Coat Hook 1973-77 all 11.00 ea.



549IMS



IM6713



IM6981



**Inside Rear View Mirrors:** Excellent reproductions of selected mirrors used on 1961-72 Cutlass and 442 models. The inside rear view mirrors are day/night mirrors and are complete with the day/night flip lever.

<b>549IMS</b>	Inside Day/Night Rearview Mirror	1961-66 all	95.00
<b>IM6713</b>	Inside Day/Night Rearview Mirror	1967-68 all	65.00
<b>IM6981</b>	Inside Day/Night Rearview Mirror	1969-72 all	65.00

**Rear View Map Light Mirror:** New reproduction of the accessory map light mirror used in 1969-71 models. Mirror is 12" wide and comes complete with wiring pigtail. Can also be used on 1972 models, but the backing is stainless rather than black.

<b>IM6981L</b>	Map Light Rear View Mirror	1969-72 all	109.50
----------------	----------------------------	-------------	--------



**1964-66 Inside Mirror Support Arms:** New chrome plated Inside Mirror Brackets available for 1964-66 Cutlass/442 models. IRV645 is used on 1964-66 models that are equipped with single pin visors. IRV66 applies to 1964-66 models using a two pin sunvisor design (inner pins clip into mirror bracket).

<b>IRV645</b>	Mirror Support Bracket	1964-65 Coupe	65.00
<b>IRV66</b>	Mirror Support Bracket	1966 Coupe	65.00
<b>IRV66A</b>	Mirror Support Bracket	1966 Conv.	55.00
<b>IMS522</b>	Mirror Bracket Set Screw	1964-66 all	3.50



**1968-72 Inside Mirror Bracket and Swivel Assembly:** Swivel bracket and support arm for inside rearview mirror. Support Arm is chrome plated for 1968-72 Coupes. 1968-72 Convertible has a brushed silver finish.

<b>IRV682</b>	Inside Mirror Bracket	1968-72 Coupe	45.00
<b>IRV682A</b>	Inside Mirror Bracket	1968-72 Convertible	45.00



**1968-72 Inside Mirror Bracket Covers:** New black rubber covers with correct grain to match other interior pieces. Snaps onto the above mirror brackets for 1968-72. The inner pins on the sunvisors snap into this piece for support.

<b>IRV682C</b>	Mirror Bracket Cover	1968-72 all Coupe	39.50
<b>IRV682CA</b>	Mirror Bracket Cover	1968-72 all Convertible	39.50



**1964-67 Convertible Chrome Sun Visor Brackets:** Sun Visor Brackets used on all 1964-67 Convertible models, also used as the top hook receptacle.

<b>SVB645</b>	Sun Visor Bracket	1964-65 Convertible	130.00 pr.
<b>SVB667</b>	Sun Visor Bracket	1966-67 Convertible	127.00 pr.



**1964-72 All 2 Door Coupes Sunvisor Chrome Support Bracket:** Used on 1964-72 all closed Models. Swivel support that holds the sun visor. Cast chrome plated.

<b>SVB53</b>	Visor Support	1964-72 exc Conv	47.50 pr.
--------------	---------------	------------------	-----------



**1968-72 Convertible Sun Visor Brackets:** Complicated part that holds the sun visor assembly at the outer edges of windshield on 1968-72 Convertibles only. Brushed silver finish like original.

<b>SVBC682</b>	Sun Visor Brackets	1968-72 Convertible	95.00 pr.
----------------	--------------------	---------------------	-----------






## HEADLINERS & SAIL PANELS

We typically have black and white ready-to-install headliners for 2 Doors in stock for immediate shipping. Other colors also available as special order. 1964-69 Cutlass/442's used Regent (basketweave design), Headliner Material. 1970-72 Cutlass/442's used Premier (non-perforated). Headliners also include the covered sail panels.

<b>HLR61CUT</b>	Headliner	1961 all 2 doors (specify color)	153.00
<b>HLR62CUT</b>	Headliner	1962 all 2 doors (specify color)	153.00
<b>HLR64CUT</b>	Headliner with Sail Panels	1964 all 2 doors (specify color)	153.00
<b>HLR65CUT</b>	Headliner with Sail Panels	1965 all 2 doors (specify color)	153.00
<b>HLR66CUT</b>	Headliner with Sail Panels	1966 all 2 doors (specify color)	153.00
<b>HLR67CUT</b>	Headliner with Sail Panels	1967 all 2 doors (specify color)	153.00
<b>HLR68CUT</b>	Headliner with Sail Panels	1968 Holiday Coupe with 5 Bows (specify color)	153.00
<b>HLR68CUT5</b>	Headliner with Sail Panels	1968 Post Coupe with 5 Bows (specify color)	153.00
<b>HLR68CUT6</b>	Headliner with Sail Panels	1968 Holiday Coupe with 6 Bows (specify color)	153.00
<b>HLR69CU055</b>	Headliner with Sail Panels	1969 all 2 doors (specify color)	153.00
<b>HLR70CU065</b>	Headliner with Sail Panels	1970 Cutlass, S, 442 (specify color)	153.00
<b>HLR70CU095</b>	Headliner with Sail Panels	1970 Cutlass Supreme (specify color)	153.00
<b>HLR71CU065</b>	Headliner with Sail Panels	1971 Cutlass, S, 442 (specify color)	153.00
<b>HLR71CU095</b>	Headliner with Sail Panels	1971 Cutlass Supreme (specify color)	153.00
<b>HLR72CU065</b>	Headliner with Sail Panels	1972 Cutlass, S, 442 (specify color)	153.00
<b>HLR72CU095</b>	Headliner with Sail Panels	1972 Cutlass Supreme (specify color)	153.00



## SUN VISOR ASSEMBLIES

Holiday and Sport Coupe Sun Visors are made with the same materials as the headliners listed above. Convertible Sun Visors are made with the same vinyl material as seat kits. Allow 2-3 weeks for delivery on special order colors. Specify color and Coupe or Convertible when ordering, also if your originals have one pin or two.

<b>SVR64CU005</b>	Sun Visors, Basketweave (specify color)	1964 Cutlass hardtop	136.00 pr.
<b>SVR64CU010</b>	Sun Visors, Seville (specify color)	1964 Cutlass convertible	136.00 pr.
<b>SVR65CU005</b>	Sun Visors, Basketweave (specify color)	1965 Cutlass hardtop	136.00 pr.
<b>SVR65CU015</b>	Sun Visors, Madrid (specify color)	1965 Cutlass convertible	136.00 pr.
<b>SVR66CU020</b>	Sun Visors, Basketweave (specify color)	1966 Cutlass hardtop	136.00 pr.
<b>SVR66CU015</b>	Sun Visors, Madrid (specify color)	1966 Cutlass convertible	136.00 pr.
<b>SVR67CU020</b>	Sun Visors, Basketweave (specify color)	1967 Cutlass hardtop	136.00 pr.
<b>SVR67CU015</b>	Sun Visors, Madrid (specify color)	1967 Cutlass convertible	136.00 pr.
<b>SVR68CU025</b>	Sun Visors, Basketweave (specify color)	1968 Cutlass hardtop	136.00 pr.
<b>SVR68CU030</b>	Sun Visors, Madrid (specify color)	1968 Cutlass convertible	136.00 pr.
<b>SVR69CU050</b>	Sun Visors, Basketweave (specify color)	1969 Cutlass hardtop	136.00 pr.
<b>SVR69CU030</b>	Sun Visors, Madrid (specify color)	1969 Cutlass convertible	136.00 pr.
<b>SVR70CU060</b>	Sun Visors, 1 Pin, Non-perforated (specify color)	1970 Cutlass hardtop	136.00 pr.
<b>SVR70CU065</b>	Sun Visors, 2 Pin, Non-perforated (specify color)	1970 Cutlass hardtop	136.00 pr.
<b>SVR70CU030</b>	Sun Visors, Madrid (specify color)	1970 Cutlass convertible	136.00 pr.

<b>SVR71CU075</b>	Sun Visors, 1 Pin, Non-perforated (specify color)	1971 Cutlass hardtop	136.00 pr.
<b>SVR71CU065</b>	Sun Visors, 2 Pin, Non-perforated (specify color)	1971 Cutlass hardtop	136.00 pr.
<b>SVR71CU030</b>	Sun Visors, Madrid (specify color)	1971 Cutlass convertible	136.00 pr.
<b>SVR72CU075</b>	Sun Visors, 1 Pin, Non-perforated (specify color)	1972 Cutlass hardtop	136.00 pr.
<b>SVR72CU065</b>	Sun Visors, 2 Pin, Non-perforated (specify color)	1972 Cutlass hardtop	136.00 pr.
<b>SVR72CU030</b>	Sun Visors, Madrid (specify color)	1972 Cutlass convertible	136.00 pr.



**1973-77 Cutlass Sun Visor Assemblies:** All 1973-77 Sun Visors are made in the non-perforated material. Available in the following colors: black, white, buckskin, bright red, dark blue, dark saddle, green, light blue, medium blue, medium red, maroon, and sandalwood.

<b>SVR73CU080</b>	Sun Visors, non-perforated (specify color)	1973 Cutlass	136.00 pr.
<b>SVR74CU080</b>	Sun Visors, non-perforated (specify color)	1974 Cutlass	136.00 pr.
<b>SVR75CU080</b>	Sun Visors, non-perforated (specify color)	1975 Cutlass	136.00 pr.
<b>SVR76CU080</b>	Sun Visors, non-perforated (specify color)	1976 Cutlass	136.00 pr.
<b>SVR77CU080</b>	Sun Visors, non-perforated (specify color)	1977 Cutlass	136.00 pr.

**Accessory Visor Vanity Mirror:** Highly sought after accessory used on 1967-75 Oldsmobiles. Attaches to the passenger side visor with plastic retaining clips. You will need to install retaining clips into existing visors. Installation instructions included.

**VM675** Visor Vanity Mirror 1967-75 all 65.00



**Sun Visor Support Sleeve and Rubber Grommet:**

Plastic sleeve that slides into visor support and rubber grommet used on visor rod.

**GS6400** Sun Visor Grommet Set 1961-72 all models 8.50 4 pc. set

**Package Trays/Rear Speaker Shelf:**

Correct mesh or stippled (plain vinyl) cardboard package trays for 1964-77 Cutlass 442 and Supreme model Hardtop and 2 Door Sport Coupe. This is the panel located between the rear seat and rear window. Includes vinyl strip that fills area between package tray and rear seat. Available in black, red, blue, light saddle, dark saddle, gold, and green.



<b>PT645M</b>	Mesh Package Tray	1964-65 Cutlass/442 2 door (specify color)	65.00
<b>PT645</b>	Plain Package Tray	1964-65 Cutlass/442 2 door (specify color)	55.00
<b>PT667M</b>	Mesh Package Tray	1966-67 Cutlass/442 2 door (specify color)	65.00
<b>PT667</b>	Plain Package Tray	1966-67 Cutlass/442 2 door (specify color)	55.00
<b>PT682M</b>	Mesh Package Tray	1968-72 Cutlass S/442 2 door (specify color)	65.00
<b>PT682</b>	Plain Package Tray	1968-72 Cutlass S/442 2 door (specify color)	55.00
<b>PT702M</b>	Mesh Package Tray	1970-72 Cutlass Supreme 2 door (specify color)	65.00
<b>PT702</b>	Plain Package Tray	1970-72 Cutlass Supreme 2 door (specify color)	55.00
<b>PT737M</b>	Mesh Package Tray	1973-77 Cutlass 'S' 2 door (specify color)	65.00
<b>PT757M</b>	Mesh Package Tray	1973-77 Cutlass Supreme 2 door (specify color)	65.00
<b>PTJ645</b>	Package Tray Jute Insulation	1964-65 Cutlass 442 2 door	17.50
<b>PTJ667</b>	Package Tray Jute Insulation	1966-67 Cutlass 442 2 door	17.50
<b>PTJ682</b>	Package Tray Jute Insulation	1968-69 All Cutlass, 1970-72 Cutlass S and 442	17.50
<b>PTJ702</b>	Package Tray Jute Insulation	1970-72 Cutlass Supreme 2 door Hardtop	17.50

\*Shipping Surcharge on package trays of \$75.00 to a U.S. address.

# INTERIOR DASH, GLOVE BOX AND DOOR PANEL EMBLEMS



**Fusick** GM Restoration Parts

**1965 442 Dash Emblem:** Chrome plated emblem with tri-color 442, ribbed black background and maroon in the rocket section. Fits dash on all 1965 442 models.

**SE65D** 1965 442 Dash Emblem 55.00

**Fusick** GM Restoration Parts

**1966 442 Dash Emblem:**

Ribbed plate with black background and chrome border and tri-color 442 emblem. Fits dash board on all 1966 442 models. Note: Production car 442 emblems were slightly higher on the emblem. The NOS sample we used for tooling has the 442 placement lower.

**SE66D** 1966 442 Dash Emblem 53.00

**Fusick** GM Restoration Parts

**1967 442 Dash Emblem:**

Quality chrome plating around black ribbed background, tri-colored 442 emblem with small rocket emblem above. Used on dash on all 1967 442 models.

**SE67D** 1967 442 Dash Emblem 53.00

**Fusick** GM Restoration Parts



**1968-69 Cutlass Supreme Glove Box Emblem:** Self adhesive, stamped aluminum emblem fits inside bezel on glove box door. Embossed lettering painted black.

**SE689CS** 1968-69 Supreme Glove Box Decal 25.00

**Fusick** GM Restoration Parts



**1968-69 442 Glove Box Emblem:** 1968-69 442 used a self adhesive, stamped aluminum 442 Glove Box Decal. Mounted in bezel on glove box door.

**SE689** 1968-69 442 Glove Box Decal 25.00

**1970-72 F85 Glove Box Emblem:**

Chrome plated die cast emblem with black highlights and background.

Mounts on glove box door for all 1970-72 F-85 models.

**SE702FG** 1970-72 'F-85' Glove Box Emblem

33.00



**1970-71 442 Glove Box Emblem:**

1970-71 442s use a tri-color metal emblem with black background.

May also be used on 72 442, although not correct.

**SE701** 1970-71 442 Glove Box Emblem 37.00



**Fusick** GM Restoration Parts

**1970-72 Cutlass**

**Supreme Glove Box**

**Emblem:** Die cast chrome emblem with black background.

Installed on all 1970-72 Cutlass Supreme models.

**SE702CS** 1970-72 'Cutlass Supreme'

Glove Box Emblem 37.00



**Fusick** GM Restoration Parts

**1970-72 Cutlass Glove Box**

**Emblem:** Chrome plated die cast emblem with black highlights in letters and background. Mounts on glove

box door for all 1970-72 Cutlass models.

**SE702C** 1970-72 'Cutlass' Glove Box Emblem 35.00



**Fusick** GM Restoration Parts

**1969 442 & Hurst Olds Door Panel Rocket**

**Emblem:** Chrome rocket emblem with black highlights mounted on door panels for all 1969 442 & Hurst Olds models.

**SE69DP** 1969 442 & H/O Door Panel

Rocket Emblem 28.00 ea.

**Fusick** GM Restoration Parts



**1970-72 442 Door Panel Rocket Emblem:**

Fits 1970 442 Coupe & Convertible and 1971-72 442 Holiday Coupe. Chrome rocket with black and maroon highlights.

**SE702DP** 1970-72 442 Door Panel

Rocket Emblem 28.00 ea.

**Fusick** GM Restoration Parts



**1971-72 'S' Door Panel Emblem:** Chrome plated 'S' emblem with claret red background installs on the door panels of all 1971-72 Cutlass S models and 1972 442 models.

**SE712DP** 1971-72 'S' Door Panel Emblem

25.00 ea.



# DASH PARTS



## 1970-77 Brushed Aluminum Rally Steering Wheel and Parts:

Reproduction of the Rally Steering Wheel used on 1970-77 Cutlass-442-H/O models. Wheel has the black grained rubber grip and brushed finish on the 4 spokes. Diameter measurement is 15 inches.

Complete package includes the Wheel, Horn Contact, Spring and Plunger, Hub, and Horn center cap.

<b>RWA705</b>	Rally Steering Wheel Package	1970-77 all	369.00
<b>RW705</b>	Rally Steering Wheel only	1970-77 all	249.00
<b>RWC702</b>	Rally Steering Wheel Center Cap	1970-77 all	79.00
<b>RH705</b>	Rally Wheel Hub	1970-77 all	53.00
<b>HC677</b>	Horn Contact Assembly	1968 with wood wheel 1970-77 all with rally wheel	23.50
<b>RWHC702</b>	Rally Wheel Horn Contact Plunger and Spring		5.00



**1970-72 Dash Board Bead Molding:** Chrome bead molding used around perimeter of the dashboard on all 1970-72 Cutlass 442-H/O models. Early 1970 models did not use plastic fasteners, however these are included with all moldings and help align and hold the molding in place on the dashboard.

<b>DBM702</b>	Dash Board Bead Molding	1970-72 all	45.00
---------------	-------------------------	-------------	-------

## 1970-72 Cutlass-442-H/O Instrument Cluster Chrome Dash Bezel:

New chrome bezel replaces often worn and dull originals, surrounds the three gauges in the dash. High quality plastic with bright chrome plating and flat black painted sections. Instrument cluster lenses require hole drilling for clock, speedometer, or trip odometer.

<b>DB702</b>	Instrument Cluster Chrome Bezel	1970-72 all	95.00
--------------	---------------------------------	-------------	-------

<b>ICL687</b>	Instrument Cluster Clear Lens	1968-77 all	15.00 ea.
---------------	-------------------------------	-------------	-----------

<b>DBS702</b>	Dash Bezel Mounting Screws	1970-72 all	6.50 pkg. 4
---------------	----------------------------	-------------	-------------




**1970-72 Instrument Cluster Woodgrain Appliques:** We have the following 1970-72 Instrument Cluster Wood Grain available separately if desired, or it is sold in the complete set for the dash. The Instrument Cluster Wood Grain fits on the Chrome Dash Bezel around the three Gauges (DB702).

<b>ICWG70</b>	1970 Instrument Cluster Wood Grain Applique	84.00
<b>ICWG71</b>	1971 Instrument Cluster Wood Grain Applique	84.00
<b>ICWG72</b>	1972 Instrument Cluster Wood Grain Applique	84.00



**1968-72 Speedometer Face Plates:** New Speedometer face plates are available for floor shift cars only (no opening cut for gear selector).

<b>SFP689</b>	Speedometer Face Plate	1968-69	52.00
<b>SFP702</b>	Speedometer Face Plate	1970-72	52.00



SFP689

SFP702

**Dashboard Wood Grain Appliques:** Precision die-cut wood grain appliques with self adhesive metal backing for 1969-72 Cutlass-442-H/O. Sets include instrument cluster, main dash, and glove box appliques. All applications have pre cut holes for stock radio, heater controls, headlight switches, convertible top switches, etc. for ease of installation. For restorers wishing to install an aftermarket stereo system, or eliminate the radio all together, we offer the radio delete woodgrains. We also have the Instrument Cluster Woodgrain available as separate pieces if you are just replacing the chrome Dash Bezel on the previous page. Matching console woodgrain appliques sold separately from dash kits, listed with the console parts in this catalog.



DWG69



DWG70

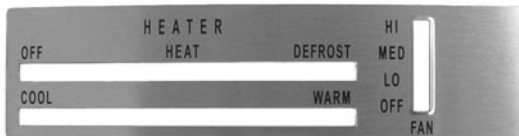


LDRD71



<b>DWG69</b>	1969 Dash Wood Grain Applique	3 piece set	1969 all Cutlass/442	199.00 set
<b>DWG70</b>	1970 Dash Wood Grain Applique	3 piece set	1970 all Cutlass/442	169.00 set
<b>DWG70CV</b>	1970 Convertible Dash Wood Grain	3 piece set	1970 Convertibles & Wagons	169.00 set
<b>DWG71</b>	1971 Dash Wood Grain Applique	3 piece set	1971 all Cutlass/442	169.00 set
<b>DWG71CV</b>	1971 Convertible Dash Wood Grain	3 piece set	1971 Convertibles & Wagons	169.00 set
<b>DWG72</b>	1972 Dash Wood Grain Applique	3 piece set	1972 all Cutlass/442	169.00 set
<b>DWG72CV</b>	1972 Convertible Dash Wood Grain	3 piece set	1972 Convertibles & Wagons	169.00 set
<b>LDRD70</b>	1970 Dash Wood Grain Applique	2 piece set	1970 with radio delete	109.00 pr.
<b>LDRD70CV</b>	1970 Convertible Dash Wood Grain	2 piece set	1970 conv. with radio delete	109.00 pr.
<b>LDRD71</b>	1971 Dash Wood Grain Applique	2 piece set	1971 with radio delete	109.00 pr.
<b>LDRD71CV</b>	1971 Convertible Dash Wood Grain	2 piece set	1971 conv. with radio delete	109.00 pr.
<b>LDRD72</b>	1972 Dash Wood Grain Applique	2 piece set	1972 with radio delete	109.00 pr.
<b>LDRD72CV</b>	1972 Convertible Dash Wood Grain	2 piece set	1972 conv. with radio delete	109.00 pr.

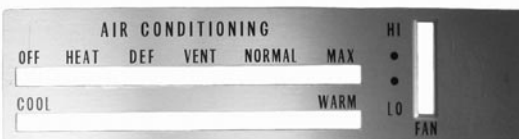
**HB702**



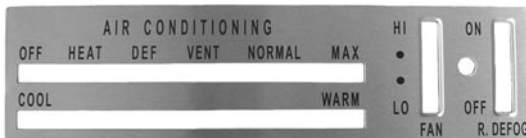
**1970-72 Heater and A/C Control Appliques:** Appliques are die stamped aluminum with black silk screened lettering. Replaces worn and unsightly lettering and will compliment the restoration of your dash.

<b>HB702</b>	Heater Applique	1970-72 all without AC	29.50
<b>HB702A</b>	Heater Applique	1970-72 all with AC	29.50
<b>HB70AD</b>	Heater Applique	1970 with A/C and rear defogger option	29.50
<b>HB702AD</b>	Heater Applique	1971-72 all with AC and rear defogger option	29.50
<b>HB712D</b>	Heater Applique	1971-72 with Heater and rear defogger option, no A/C	29.50

**HB702A**



**HB702AD**



**1970-72 Heater Control Knobs:** Small chrome plated knobs attach to heater slide controls and heater fan speed switch with allen set screw.

<b>HSK702</b>	Heater Slide Knob	1970-72 all	15.00 ea.
<b>FSK702</b>	Fan Speed Knob	1970-72 all	15.00
<b>HEXKEY1/16</b>	Allen Wrench for HSK & FSK knobs		2.00



HSK702



FSK702




**1970-72 Chrome Convertible Top Switch Bezel and Applique:** Chrome plated Dash Bezel for Convertible Top Switch on all 1970-72 Convertible models. Aluminum applique has 'Top' 'Up' and 'Down' lettering in black.

<b>CSB702</b>	Top Switch Bezel	1970-72 all conv.	29.00
<b>TSB702</b>	Top Switch Applique	1970-72 all conv.	16.50



**1970-72 Chrome Wiper Switch Bezel & Applique:** New chrome plated Dash Bezels for Windshield Wiper Switch on all 1970-72 Cutlass models. Aluminum applique has black lettering like original, with adhesive backing.

<b>WSB702</b>	Wiper Switch Bezel	1970-72 all	29.00
<b>WB702</b>	Wiper Switch Applique	1970-72 all	16.50




**1970-72 Windshield Washer Knob:** Small chrome knob with black 'WASH' lettering has allen set screw to fasten onto the windshield wiper switch.

<b>WSK702</b>	Wiper Switch Knob	1970-72 all	19.00
---------------	-------------------	-------------	-------

**1970-72 Under Dash Courtesy Map Light Assembly:** Opaque white lens includes on/off switch and correct bulb. Attaches with two screws onto underside of dash between the ash tray and glove box.

<b>MLA702</b>	Under Dash Map Light Assembly	1970-72 all	49.00
<b>15600</b>	Under Dash Lights Wiring Harness	1970-72 all	39.00



**1970-72 Under Dash Blue Filter Lens:** Blue tinted plastic lens for underside of dashboard on all 1970-72 Cutlass/442 models.

<b>DLF702</b>	Under Dash Blue Lens	1970-72 all	18.50 ea.
---------------	----------------------	-------------	-----------

**1967 Power Antenna & Tailgate Window Switch:** New toggle switch located on dashboard for factory power antennas and station wagon power tailgate window. This switch is also used as the power top switch for 1966-67 convertible models.

<b>CTS667</b>	Antenna/Rear Window Switch	1967 models	83.00
---------------	----------------------------	-------------	-------



**1970-72 Dashboard Lower Steering Column Cover:** Molded black plastic panel attaches to the underside of dashboard around steering column. Only available in black, may be painted to match interior color.

<b>SCC702</b>	Steering Column Lower Cover	1970-72 all	21.50
---------------	-----------------------------	-------------	-------



**1964-72 Cutlass/442 Steering Column Floor Cover:** Black molded plastic cover that attaches to the floor just below the steering column. Holds front of carpet and finishes the driver floor area. Correct ribbed sections and texture per original.

<b>SCC647</b>	Steering Column Cover	1964-67 all Cutlass/442	33.50
<b>SCC682</b>	Steering Column Cover	1968-72 all Cutlass/442	34.50



**1964-72 Cutlass/ 442 Steering Column Seals:**

Sponge seals between the steering column and the firewall. Seal prevents moisture, noise, and fumes from entering the passenger compartment.

<b>SCG647</b>	Steering Column Seal	1964-67 all models	12.50
<b>SCG682</b>	Steering Column Seal	1968-72 all models	12.50



**1968 Cutlass-442-Hurst/Olds**

**Ignition Bezel:** Perfectly replaces the plastic bezel originally supplied by General Motors. Bezel is made from long lasting Aluminum and painted the correct black and silver.



**IB68** Ignition Bezel 1968 all 40.00


**1968 Cutlass-442-Hurst/Olds Headlight Switch Knob & Rod:** Black anodized knob with silver stripe on face includes rod on the back that slides into headlight switch. Used on all 1968 models.



**HSK68** 1968 Headlight Switch Knob 35.00

**1968 Cutlass-442-Hurst/Olds Windshield Washer Control Knob:**

Aluminum knob has black anodized finish with a silver stripe on face. Used on all 1968 models.



**WSK68** 1968 Wiper Switch Knob 35.00

**1968 Cutlass-442-Hurst/Olds Dash Switch Bezels:**

New bezels made out of aluminum for lasting durability. These new bezels are available for the Cigarette Lighter, Wiper Switch and Headlight switch.

- CDB68** Cigarette Lighter Dash Bezel 1968 all 41.00
- WDB68** Wiper Switch Dash Bezel 1968 all 41.00
- HDB68** Headlight Switch Dash Bezel 1968 all 41.00



**CDB68**



**WDB68**



**HDB68**

**AM/FM Radio Knobs and Surrounds:** Chrome plated radio knobs have correct ridges around a circle with black painted highlights. Radio Knob Surrounds are the chrome metal rings that install in back of the radio control knobs on all 1970-72 factory AM/FM radios.

- RK702** Radio Knob 1970-72 all 26.00 ea.
- RKS702** Radio Knob Surround, plain 1970-72 all 29.00
- RKS702M** Radio Knob Surround, music/bass/voice 1970-72 all 29.00
- RKS702S** Radio Knob Surround, speakers/front/rear 1970-72 all 29.00



**RK702**



**RKS702**



**RKS702M**



**RKS702S**

**Factory 8 Track Player Knobs:** Adds nice detail to your interior restoration. Nice reproduction used on 1968-72 models equipped with a factory 8 track player under dash. Chrome casted knobs with correct flat black on inner knob and silver painted highlights with black line on outer knob. Two of each used per car.

- 8TK682A** Outer 8 Track Knob 1968-72 24.00 ea.
- 8TK682B** Inner 8 Track Knob 1968-72 24.00 ea.



**1970-72 Headlight Switch Bezel & Headlight Knob:** Chrome bezel installs in dash around the headlight control switch, brushed finish around inside of bezel. Small plastic 'LIGHTS' insert is illuminated from behind like original. Headlight knob is chrome plated metal with correct black highlights.

- HSB702** Chrome Headlight Switch Bezel 1970-72 all 29.00
- HSK7072** Headlight Knob and Shaft 1970-72 all 26.50



**1967-77 Hazard Flasher Knobs:** Small chrome knobs have 'Flasher' printed in black on two sides or across face of knob, depending on design. Used on 1967-77 models. Threads into original position on steering column. Two different style knobs were used, check your car for proper design needed.

- HFK672A** Hazard Flasher Knob 1967-72 14.50
- HFK672** Hazard Flasher Knob 1967-77 16.50



**HFK672A**



**HFK672**



**1965-77 Turn Signal and Tilt Wheel Levers:** Quality chrome plated metal lever with plastic knob. 1965-70 levers used a chrome plastic knob while the 1971-77 levers used black plastic knobs. These levers are not correct for cruise control equipped cars.

<b>TSL656</b>	Turn Signal Lever	1965-66 all exc. tilt wheel	29.50
<b>TSL670</b>	Turn Signal Lever	1967-68 all exc. cruise	29.50
<b>TSL690</b>	Turn Signal Lever	1969-70 all exc. cruise	28.50
<b>TWL670</b>	Tilt Wheel Lever	1967-70 all with tilt	24.50
<b>TSL715</b>	Turn Signal Lever	1971-77 all exc. cruise	28.50
<b>TWL715</b>	Tilt Wheel Lever	1971-77 all with tilt	24.50




**1967-68 Aluminum 8 Track Player Face Plate:**

New aluminum plate replaces scratched and worn originals on all 1967-68 models with factory 8 Track player.

<b>TFP678</b>	Aluminum 8Track Face Plate 1967-68	55.00
---------------	------------------------------------	-------

**8 Track Player Wood Grain Inserts:** For 1970-72 Cutlass models with the 8 Track tape player option. Wood grain face plates match dash and console inserts. Insert has thin silver line around edge and has 'volume', 'balance' and 'tone' printed in silver per original. All holes for knobs and tape opening are pre-cut.

<b>TFP70</b>	8 Track Face Plate	1970 Cutlass/442	65.00
<b>TFP71</b>	8 Track Face Plate	1971 Cutlass/442	65.00
<b>TFP72</b>	8 Track Face Plate	1972 Cutlass/442	65.00



**8 Track Player Plastic Housing:** Black plastic housing includes mounting brackets. Fits all 1968-72 Cutlass/442 models with factory 8 Track Player.

<b>ETH682</b>	8 Track Player Housing	1968-72 all	149.00
---------------	------------------------	-------------	--------



**8 Track Player Housing Padded Cover:** Mounts to front of the 8 Track Housing and finishes off the Housing assembly. Black padded rubber has grain texture to match originals.

<b>ETM682</b>	8 Track Padded Cover	1968-72 all	145.00
---------------	----------------------	-------------	--------

**1970-72 Cigarette Lighter Assembly:** Complete new Lighter Assembly for all 1970-72 Cutlass/442 models.

<b>LA702</b>	Lighter Assembly	1970-72 all	34.00
<b>7026520</b>	Lighter Element	1966-72 all	15.50



**1970-72 Dash Ash Tray Door:** Manufactured from black textured plastic to match grain texture on dashboard with a metal core. Flips up to allow access to ash tray. Correct reproduction for 1970-72 Cutlass/442 models.

<b>ATD702</b>	Dash Ash Tray Door	1970-72	75.00
<b>72-3717</b>	Ash Tray Door Spring (uses two)	1970-72	2.00 ea.



**1968-72 Dash Ash Tray Receiver:** New insert for dash ash trays on all 1968-72 Cutlass models. Replaces broken or worn originals perfectly.

<b>AT689D</b>	Dash Ash Tray Receiver	1968-69 all	49.00
<b>AT702</b>	Dash Ash Tray Receiver	1970-72 all	73.00





**1970-72 Chrome Console Bezels:** New chromed plastic console bezels available for all 1970-72 console shifter options, automatic, 4 speed or dual gate shifters. High quality reproduction with bright chrome finish and excellent fit. Console wood grain (listed below) adheres onto top of chrome bezel.

- CB702A** Automatic Chrome Plastic Console Bezel 99.00  
1970-72 all Cutlass/442
- CB7024S** 4 Speed Chrome Plastic Console Bezels 85.00 pr.  
(front and rear) 1970-72 all Cutlass/442
- CB702DG** Dual Gate Chrome Plastic Console Bezel 75.00  
1970-72 Cutlass/442 w/ dual gate




**1967-68 Automatic Transmission Aluminum Console Insert:** Brushed Aluminum insert fits 1967-68 Cutlass Automatic Transmission with a center console. Insert needs to be glued into place.

- CIA678** Aluminum Console Insert 1967-68 automatic 59.50





**1968-72 Console Wood Grain Appliques:** All our console wood grains are made from the same high quality materials as the dash wood grains for an exact match. 1968-69 wood grain needs to be glued into place, 1970-72 wood grain has an adhesive backing for easy installation.

- CWG68HO** Dual Gate Console Wood Grain 1968 Hurst Olds 79.00
- CWG69HO** Dual Gate Console Wood Grain 1969 Hurst Olds 79.00
- CWG69** Automatic Console Wood Grain 1969 Cutlass/442 79.00
- CWG470** 4 speed Console Wood Grain 1970 Cutlass/442 69.00 pr.
- CWGA70** Automatic Console Wood Grain 1970 Cutlass/442 69.00
- CWGD70** Dual Gate Console Wood Grain 1970 Cutlass/442 79.00 set
- CWGD70F** Dual Gate Console Wood Grain 1970 front section 39.00
- CWG471** 4 Speed Console Wood Grain 1971 Cutlass/442 69.00 pr.
- CWGA71** Automatic Console Wood Grain 1971 Cutlass/442 69.00
- CWGD71** Dual Gate Console Wood Grain 1971 Cutlass/442 79.00 set
- CWGD71F** Dual Gate Console Wood Grain 1971 front section 39.00
- CWG472** 4 Speed Console Wood Grain 1972 Cutlass/442 69.00 pr.
- CWGA72** Automatic Console Wood Grain 1972 Cutlass/442 69.00
- CWGD72** Dual Gate Console Wood Grain 1972 Cutlass/442 79.00 set
- CWGD72F** Dual Gate Console Wood Grain 1972 front section 39.00



1970-72 Dual Gate

1970-72 Automatic




**1970-72 Dual Gate Shifter Top Plates:** New cast chrome Dual Gate Shifter Top Plates available for all 1970-72 models equipped with Dual Gate Shifters. Includes woodgrain inserts, gear shift indicator lens, and rocket emblem.

- DGTP70** 1970 Dual Gate Shifter Top Plate 114.00
- DGTP71** 1971 Dual Gate Shifter Top Plate 114.00
- DGTP72** 1972 Dual Gate Shifter Top Plate 114.00



**1967-72 Automatic Shift Indicator Lenses:** Lens for 1967-68 with 3 speed automatic transmission is brushed aluminum with transparent letters and a 'P' for park. 1968-69 Hurst Olds Dual Gates used a clear lens with white letters. 1969 automatic has a brushed aluminum finish with transparent letters and 'Lock Park' for park. 1970-72 automatic and dual gate Indicator has a brushed aluminum finish with "Lock Park" and "R N D S L" letters showing through in blue/green highlight.

<b>IL689HO</b>	Shift Indicator Lens	1968-69 Dual Gate	42.00
<b>IL678</b>	Shift Indicator Lens	1967-68 3 Speed Auto	42.00
<b>IL690</b>	Shift Indicator Lens	1969 Automatic	42.00
<b>IL702R</b>	Shift Indicator Lens	1970-72 Automatic	36.50
<b>IL702D</b>	Shift indicator Lens	1970-72 Dual Gate	36.50



**IL689HO**

**1963-72 Automatic Transmission Console Shift Lever Seals:**

Flat plastic shields surround the shift lever and will keep dust and dirt from shifter mechanism and helps to eliminate excessive passenger compartment noise.

<b>LS6315</b>	Shift Lever Seal	1963-66 AT with console	21.00
<b>LS6703</b>	Shift Lever Seal	1967-69 AT with console	21.00
<b>LS7012</b>	Shift Lever Seal	1970-72 AT with console	29.50



**1964-69 Console Shift Pattern Emblem:** Chrome plated emblem attaches to console next to shifter, for all 4 speed cars. 1969 design has 'lock' in the Reverse position.

<b>SE648</b>	Console Shift Pattern Emblem	1964-68 models	41.00
<b>SE649</b>	Console Shift Pattern Emblem	1969 models	41.00



**1964-69 4 Speed Console Base:** Molded black plastic Console Base with correct grain texture for all 1964-69 Cutlass/442 models with factory 4 Speed Console.

<b>CB649</b>	4 Speed Console Base	1964-69 Cutlass/442	449.00
--------------	----------------------	---------------------	--------



**1970-72 Console Door:** Black plastic material with correct texture to match console. Applies to all 1970-72 models with center console. Replaces cracked or worn originals perfectly.

<b>CD702</b>	Console Door	1970-72 all	62.00
--------------	--------------	-------------	-------



**1964-72 Console Box Door Hinges:** Metal hinge for the console lid.

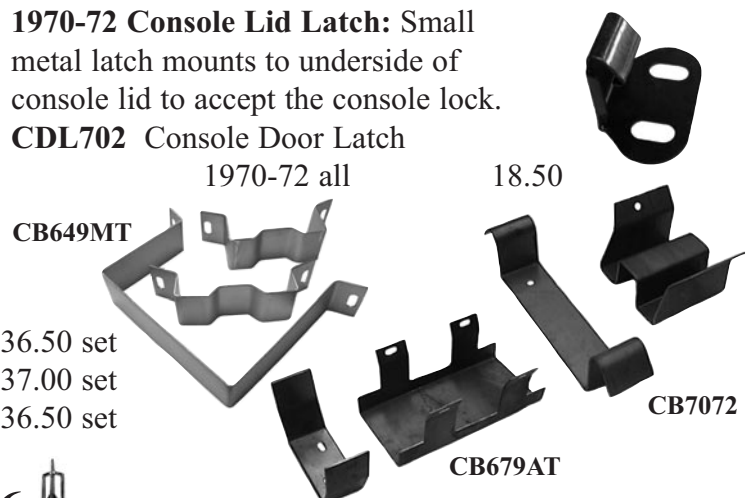
<b>CDH649</b>	Console Door Hinge	1964-69 MT	24.00
<b>CDH702</b>	Console Door Hinge	1970-72 all	34.00



**Console Mounting Brackets:**

Metal brackets attach to floor and retain the console.

<b>CB649MT</b>	Console Brackets	1964-69 manual trans	36.50 set
<b>CB679AT</b>	Console Brackets	1967-69 Auto Trans	37.00 set
<b>CB7072</b>	Console Brackets	1970-72 all models	36.50 set



**1970-72 Console Light Switch:** Push button console light switch with double spade connector used in all 1970-72 consoles.

**CLS702** Console Light Switch  
1970-72 all 35.00



**1964-69 4 Speed Rear Console Courtesy Light Lens:** Mounts in the rear of the console on all 1964-69 4 Speed Consoles.

**CL649** Console Courtesy Lens  
1964-69 4 Speed 21.50



**1970-72 Console Light Lens:** 1 1/2" diameter lens used inside all 1970-72 console boxes.

**CL7072** Console Light Lens 12.00



**1970-72 Rear Console Courtesy Light Lens:** Translucent lens mounts in the rear of the console for all 1970-72 models equipped with a center console.

**CL7072R** Console Courtesy Lens  
1970-72 all 21.50



**Glove Box Hinge Escutcheon:** Small black plastic bezel snaps into dash around the glove box hinge on 1970-72 models.

**GBE7072** Glove Box Hinge Escutcheon  
190-72 all 11.00



**1970-72 Glove Box Door Striker:** Small sprung steel clip attaches to top of opening inside glove box with two screws. This is the part that the lock mechanism in glove box door attaches to.

**GBL702** Glove Box Stiker  
1970-72 all models 12.50



**1970-72 Radio Support**

**Bracket:** Used to secure the rear of the radio to the inner metal dash piece. Bracket includes nut and screw for mounting.

**RB702** Radio Bracket  
1970-72 all 16.00



**1970-72 Dual Gate Indicator Light Housing:** Metal housing which holds the bulb that illuminates the indicator lens for all 1970-72 Dual Gate equipped cars.

**DGL702** Dual Gate Light Housing 19.50




**1968-81 Dual Gate Shifter Dust Shield:** Chrome metal shield covers the opening on right side of shift lever when the Dual Gate operation is not being used.

**DGLS681** Dual Gate Lever Seal  
1968-81 Dual Gates 21.00

**1973-77 Glove Box Light Switch:** Push button light switch with double spade connector used in all 1973-77 glove boxes.

**CLS702** Glove Box Light Switch  
1973-77 all 35.00




**Remote Mirror Control Escutcheon:** Mounts on the door panel in vehicles equipped with left side remote mirrors. Includes reinforcement backing plate, screws and attaching clip.

**3921833** Remote Mirror Control Escutcheon 1971-81 all 28.50

**Door Jamb Vent Valves:** Replace distorted or over-sprayed parts with new replacements. Gives a clean detailed look to your door jamb area. Fits 1969 Holiday Coupe and Convertible and 1970-72 All 2 Door models.

**DJV69** Door Jamb Vent Valve 1969 Hol. Cpe. & Conv. 28.50 ea.

**DJV70** Door Jamb Vent Valve 1970-72 All 2 Doors 29.50 ea.



## SHIFTER BOOTS AND SHIFTER BALLS

### 1964-69 Standard Transmission

**shift boot on console:** This shift boot measures 4 1/4" x 6" and fits on top of the console. 3/4" x 3/8" hole for shifter. Hole placement may vary slightly on different years.

**SS6420** Shift Boot 1964-69 all standard trans with console 39.50



*Fusick*

### 1964-65 Standard Transmission shift boot at floor board:

Boot fits under console and is made for the round shifters used in 1964-65. Rough finish unsuitable for use without console.

**SS6526** Shift Boot 1964-65 with console 49.50



### 1966-69 Non-Console Shift Boot:

Now available for all 1966-69 Cutlass and 442 models without a console. Retaining ring available separately and only works with this shifter boot.

**SS6661** Shift Boot 1966-69 no console 55.00

**SBM669** Shift Boot Retaining Ring 45.00

*Fusick*



### 1966-69 Standard Transmission shift boot at floor board:

Boot is made for rectangular shifters used in 1966-69. Rough finish unsuitable for use on floor board without console.

**SS6527** Shift boot at floor board 1966-69 55.00



### 1970-72 Shift boot at floor board, standard transmission with and without console:

Shift boot mounted on floor board and is used whether or not car is equipped with a console. If your car has a console you need two boots, one at floor board and one on top of the console (see SS7042). Boot measures 7" x 8", covers hole approximately 5" x 6" and is correctly angled to provide a close fit to the shift lever. Hole for shifter is 1" x 3/8". Hold down ring not included.

**SS7043** Shift Boot 1970-72 all 55.00

*Fusick*



### 1970-72 4 Speed with Console Shift

**Boot Ornament:** Chrome ornament mounted in slots molded into top of rubber SS7042 Boot.

**SS702C** Ornament 23.00

*Fusick*



*Fusick*

### 1970-72 Standard transmission shift boot on console:

Boot measures 5 3/4" x 4 1/2" and fits into the collar on console. Hole for shifter is molded to accept the shift ornament (see SS702C). Correct grained appearance and stitching as original.

**SS7042** Shift Boot 1970-72 all 55.00



### 1967-72 Automatic Transmission

**Walnut Shift Knob:** New simulated walnut wood shift knob for all 1967-72 Cutlass models with automatic shifters on the floor or console.

**SSA672** Walnut Shift Knob 1967-72 46.50



### 1966-72 Standard Transmission

**Black Shift Knobs:** SS6666 Shift Ball without pattern is used on all 3 or 4 speed trans. with console. SS6667 Shift Ball with pattern (pictured) for 1966-69 4 speeds without console and all 1970-72 4 Speeds.

**SS6666** Black Ball no pattern 1966-69 33.00

**SS6667** Black Ball with pattern 1966-72 37.00

*Fusick*



### 1966-72 Standard Transmission

**White Shift Knob:** Although Oldsmobile did not originally equip cars with white shift balls, we do get asked for them often. Can be used on same applications as black 4 speed pattern shift knobs above.

Please note: this is not the correct fine thread for stock shifter, it is a coarse thread and will have to be modified.

**SS6667W** White Ball with pattern 1966-72 37.00



### 1970-72 Dual Gate Black

**Shift Knob:** Smaller diameter black shift ball for all 1970-72 Dual Gate Shifters.

**SS702** Dual Gate Shift Ball 1970-72 Dual Gate 28.00



# Accelerator Pedals, Brake and Clutch Pedal Pads

**1964-77 Accelerator Pedals:** 1964-67 pedal has a metal insert covered in rubber. 1968-77 pedal is molded black plastic with correct size and textured finish.

<b>AP64</b>	Accelerator Pedal	1964-67 all Cutlass-442 models	29.50
<b>AP68</b>	Accelerator Pedal	1968-77 all Cutlass-442 models	22.00



**1964-77 Automatic Transmission Brake Pedal Pads:** New rubber pedal pads for 1964-72 are black rubber with horizontal lines. Pedal pad for 1973-77 has horizontal lines with 'Disc Brakes' in circle in center of pedal. Both slip over your existing metal brake pedals.

<b>BP64</b>	Brake Pedal Pad	1964-72 all w/ Auto trans	12.00
<b>BP73</b>	Brake Pedal Pad	1973-77 all w/ Disc Brakes & auto trans	19.50



## 1964-77 Standard Transmission Brake and Clutch Pedal Pads:

Same rubber pedal pad is used for clutch and brakes. Both designs slip over your original metal brake/clutch pedals.

<b>CB64</b>	Brake/Clutch Pedal Pads	1964-72 w/ standard trans	8.50 ea.
<b>CB73</b>	Brake/Clutch Pedal Pads	1973-77 w/ standard trans	11.00 ea.




**1964-77 Parking Brake Pedal Pads:** 1964-72 pads has horizontal lines and 'PARK' embossed in center of rubber pad. 1973-77 has the two sections of horizontal lines without any wording.

<b>PB64</b>	Park Brake Pedal Pad	1964-72 all models	7.50
<b>PB73</b>	Park Brake Pedal Pad	1973-77 all models	11.00



**Inside Rear Window Trim:** Plastic trim installs around perimeter of inside rear window. Paint to match interior color. Available for all 1964-65 Cutlass-442 Holiday Coupes, 1964-65 Cutlass-442 Sport Coupes, and 66-67 Cutlass-442 2 Door Sedan (Sport Coupe) and 2 Door Holiday Coupe models. 1964-65 are 7 piece sets including the four molded corners. 1966-67 is a 3 piece set.

<b>IWT645</b>	Inside Rear Window Trim	89.00 set
	1964-65 Holiday Coupe	
<b>IWT645S</b>	Inside Rear Window Trim	89.00 set
	1964-65 Sport Coupe (2 Dr Sedan)	
<b>IWT667</b>	Inside Rear Window Trim	89.00 set
	1966-67 all 2 Doors	



## DOME LIGHTS, COURTESY LENSES AND BEZELS

**1962-65 Holiday Coupe, 1966-67 all except Convertible Courtesy Lens at upper shelf area:** Lens is translucent and 2" in diameter. Fits in courtesy housing in upper rear shelf area. 2 per car.



**CL600** Courtesy Lens 8.50 ea.

**1962-67 Rear Lens Housing at Side Shelf Area:** Uses round lens CL600 above. Quality cast chrome part replaces pitted originals perfectly.



**CLH627** Courtesy Lens Housing 49.50 ea.

**1962-72 Convertible Courtesy Lens In Rear Arm Rest:** Lens is translucent and measures 1 1/4" X 1 1/2". Fits in rear arm rest area in CLH622 Chrome Housing.



**CL877** Courtesy Lens 1962-72 Conv. 8.50 ea.

**1962-72 Convertible Rear Courtesy Light Chrome Housing:**

Quality reproduction housing fits in the rear arm rest area on all convertible models. New tooling with show quality chrome. Impossible to replat part without losing the line detail.



**CLH622** Courtesy Lens Housing 28.50 ea.

**1968 Cutlass 442-H/O Dome Lens:** Dome lens for all 1968 Cutlass 442 models except convertible and wagons.



Lens measures 4 1/4" x 2 5/8".

**DL28** 1968 Dome Lens 9.50

**1968 Cutlass-442-H/O Dome Lens Housing:**

Chrome plastic Dome Lens Housing for all 1968 Cutlass models except convertibles and wagons. Uses DL28 lens.



**DLH68** 1968 Dome Lens Housing 28.50

**1968 Cutlass-442-H/O Dome Lens Assembly:** Same lens and housing as above, complete assembly includes wiring pigtail with bulb socket. Fits all 1968 Cutlass models except for wagons and convertibles.



**DLA68** 1968 Dome Lens Assembly 45.00

**1969-72 Cutlass Supreme Coupe Courtesy Lens at Rear Sail Panel Area:**

2" diameter lens is factory correct translucent color and has four mounting tabs. 7 ring design in center.

**CL819** Courtesy Lens 9.50 ea.



**1969-72 Cutlass Supreme Coupe Courtesy Lens Housing:**

Used on 1969-72 Supreme models on both rear sail panels. Companion 4-tab lens is CL819 above.



**DLH692** Rear Sail Panel Courtesy Lens Housing 1969-72 Supreme 19.50 ea.

**1961-67 Dome Light Lens:**

Lens measures 5 5/8" x 2 1/8" and Fits 1961-65 All Cutlass exc. wagons & conv, also fits 1966-67 Cutlass Sport Coupes (2dr Sedan).

**DL15** Dome Light Lens 1961-67 F85 16.50



**1964-67 Chrome Dome Light Housing:**

Chrome housing measures 6 1/4" x 2 3/4" and has white painted highlight on the inside. Fits 1964-65 All Cutlass exc. wagons & conv. also fits 1966-67 Cutlass Sport Coupes.

**DLH647** Dome Lens Housing 1964-67 18.50



*Fusick*



*Fusick*

**1969-76 Cutlass-442-H/O Center Roof Dome Lens and Housing:** This is the correct dome lens and housing used on all 1969-76 Cutlass-442 closed models using a center roof dome lens. Translucent lens has one ring around the perimeter. Lens is 2 15/16" in diameter.

**DL77** Dome Lens 1969-76 hardtop 13.00

**DLH69** Dome Lens Housing 1969-76 hardtop 25.00

**1973-77 Dome Light Lens & Bezel:** Chrome plastic dome light housing and translucent lens fit pillar area in front of quarter window on all 1973-77 Cutlass Supreme Salon Brougham models. Correct lens and housing curvature.

**DL737** 1973-77 Dome Light Lens 24.00

**DLH737** 1973-77 Dome Light Housing 35.00



*Fusick*



## INSIDE DOOR AND WINDOW HANDLES

### 1961-67 Inside Door Handles:

Paddle type handles used on 1961-67 Cutlass/442 Holiday Coupe and Convertible. Excellent chrome finish with screw hole in handle for mounting to stud in door.



**IHD634** Inside Door Handles 1961-67 Cutlass 49.50 pr.

### 1968-72 Inside Door Opening

**Handles:** These exact reproductions use the correct bright chrome finish. Used on 1968-72 all Cutlass models, includes retaining clips. Sold in a pair for left and right.



**IHD20RL** Inside Door Handles 1968-72 all 49.50 pr.

### 1965-66 Window

#### Crank Handles:

Chrome handle with single arm design and chrome knob. For 1965-66 Cutlass/442 models. Retaining clip included.



**12365** Single Arm Chrome Handle 1965-66 23.00 ea.

### 1961-67 Vent Window Handles:

Chrome handle that twists to lock vent window. Applies to 1961-65 all Cutlass & 1966-67 Cutlass Holiday Coupe, Sport Coupe and Convertibles. Sold in a pair.



**VWH615** Vent Handles 1961-65 Cutlass 49.50 pr.

**VWH667** Vent Handles 1966-67 Cutlass 49.50 pr.

### 1965-67 Inside

#### Door Handles:

Lever type handles used on some 1965-67 Cutlass



models except Holiday Coupe and Conv. Excellent chrome finish with concentric circle design on round section. Includes retaining clips.

**IHD657** Inside Handles 1965-67 Cutlass 49.50 pr.

### 1967 Window Crank

**Handles:** Chrome finished handles with a black plastic knob.



Utilized on all 1967 Cutlass/442 models. Retaining clip included.

**12367** Single Arm Black Handle 1967 21.00 ea.

### 1968-72 Window

#### Crank and Vent

#### Crank Handles:

Chrome finished handle with either black or clear plastic handles (clear shown). Fits all 1968-72 Cutlass /442 models. Vent window crank handles are same appearance but with a shorter arm. Retaining clips included.



**12314** Window - Clear Handle 1968-72 18.50 ea.

**12315** Window - Black Handle 1968-72 18.50 ea.

**12368** Vent Window - Black Handle 68-72 18.50 ea.

**12369** Vent Window - Clear Handle 68-72 18.50 ea.

**Power Door Locks:** Chrome Power Door Lock Buttons available for 1970-77 Cutlass models equipped with power door locks.

**PDL70** Power Door Lock Button 1970 Cutlass-442 74.00

**PDL717** Power Door Lock Button 1971-77 Cutlass-442 62.00

### 1964-1981 Power Window Switches:

New power window switches are available for 1964-81 Cutlass-442-H/O. Quality replacement for inoperative or corroded original switches. 1964-78 switches include the complete chrome housing. The 1979-81 switch is the push buttons and circuit board only.

**PWS6470** Single Switch 1964-70 all Cutlass 38.50

**PWS6471** 4 Button Switch 1964-70 all Cutlass 69.50

**PWS7130** Single Switch 1971-78 all Cutlass 43.00

**PWS7131** 4 Button Switch 1971-72 all Cutlass 89.00

**PWS738** 2 Button Switch 1973-78 all Cutlass 65.00

**PWS7981** 2 Button Switch (GM) 1979-81 all Cutlass 59.50



**1962-77 Rear Arm Rest Ash Trays And Bezels:**

Excellent quality and bright chrome finish. All 1962-72 Ash Trays fit in rear quarter arm rest area except 1973-77 2 Doors which fit in the rear of the front door arm rest.

- AT548B** Ash Tray Chrome Bezel 1962-67 2 doors 8.50 ea.
- AT6145** Chrome Ash Tray Assembly 1962-67 2 doors 26.50 ea.
- AT6869** Chrome Ash Tray Assembly 35.00 ea.  
1968-69 2 doors, 1968-72 all 4 doors except wagon,  
1970 Post Coupe and Conv., 1973-77 All 2 doors
- AT7089** Chrome Ash Tray Assembly 35.00 ea.  
1970 Holiday Coupe, 1971-72 All 2 doors

AT6145

ATB548



**1966-67 Cutlass/ 442 Convertible Door Alignment**

**Wedge Kit:** Includes two brass wedges, two plastic wedges, four shims and mounting screws.  
**CDW667** Door Alignment Wedges 1966-67 Convertible 32.50 set

**1968-72 Convertible Door Jamb Striker Plates:**

Striker plates used only on convertible models. Brass plate is attached to door jamb on body and steel piece is attached to the door. Shim and screws are included. Sold in a set of six pieces, services both doors.  
**CDP682** Striker Plates 1968-72 Convertible 34.50 set

**Interior Map Light Lens:** Small lens for the map light option on the inside rear view mirror. Fits 1969-72 models with map light package.

**ML692** Map Light Lens 1969-72 all 12.00



**Headliner Bow Clips:** Plastic clips used to retain the headliner bows. Two different styles available, HBC682 is used on the outer edges of bows, HBC672 used in the center of bows.  
**HBC682** Headliner Bow Clip Package (pkg of 6) 1968-72 all 26.50  
**HBC672** Headliner Bow Clip Package (pkg of 4) 1968-72 all 19.50

**Seat Adjuster Knobs:** Plastic Seat Adjuster Knobs available in either black or chrome. For all Cutlass models with manual seat adjustment from 1968-1987. Glue into place on the adjuster rod. Check your car for proper finish needed.

- SAK687** Black Adjuster Knob 8.50 ea.
- SAK687C** Chrome Adjuster Knob 9.50 ea.

**Shoulder Belt Retaining Clip:**

Attaches to the inside roofrail area above inside molding for storing the shoulder belt. Fits 1968-70 Cutlass-442 models except for convertibles. Polished stainless steel cover with stainless wire loop. Sold in a set of four clips.  
**SBR680** Shoulder Belt Retainer 1968-70 17.50 set



**Bucket Seat Rod End Cap:**

Stainless steel cap used to cap the end of the seat back rods on most 1961-65 Models. Self retaining design snaps onto end of rod.  
**3288** Bucket Seat Rod Cap 1961-65 8.50 ea.





**1968-72 2 Door Hardtop And Convertible Rear Quarter Windlace:**

Round bead upholstery section that fills the gap between door panels and rear trim panel on all 1968-72 2 Door Hardtop and Convertible Cutlass and 442.

We have black and white in stock. Dye to match other colors or special order with complete interior.



<b>WL68CW</b>	Rear Quarter Windlace, parchment (pearl)	1968 2 door hardtop and convertible	39.00 pr.
<b>WL69CW</b>	Rear Quarter Windlace, parchment	1969 2 door hardtop	39.00 pr.
<b>WL69CVW</b>	Rear Quarter Windlace, parchment	1969 convertible	39.00 pr.
<b>WL689B</b>	Rear Quarter Windlace, black	1968-69 2 door hardtop and convertible	39.00 pr.
<b>WL702B</b>	Rear Quarter Windlace, black	1970-72 2 door hardtop and convertible	39.00 pr.
<b>WL702W</b>	Rear Quarter Windlace, white	1970-72 2 door hardtop and convertible	39.00 pr.



**1961-72 Cutlass/ 442 Glove Box Inserts:**

Reproductions of the 1961-72 Glove Compartment Box. Die cut assembled box with felt lining. 1964-67 models had a plastic pouch which is not included and must be reused.

<b>GB130</b>	Glove Box Insert	1961-63 all	32.50
<b>GB140</b>	Glove Box Insert	1964-67 all	26.50
<b>GB180</b>	Glove Box Insert	1968-69 all without A/C	26.50
<b>GB180A</b>	Glove Box Insert	1968-69 all with A/C	26.50
<b>GB195</b>	Glove Box Insert	1970-72 all	26.50


**1964-77 Firewall Pads:** Constructed of heavy rubber with jute backing as originally supplied. All holes and perforations are die stamped for accurate installation. Plastic push in fasteners included with pads.

<b>FP647</b>	Firewall Pad	1964-67 all	52.50
<b>FP682</b>	Firewall Pad	1968-72 all without A/C	52.50
<b>FP682AC</b>	Firewall Pad	1968-72 all with A/C	52.50
<b>FP737</b>	Firewall Pad	1973-77 all	52.50
<b>9878</b>	Firewall Pad Fastening Clip		1.50 ea.




**1964-69 Cutlass/ 442 Under Dash And Kick Panel Insulation:** Used under dash and between kick panel and body. These die stamped fiber insulation pieces seal out the engine compartment noise and heat from passenger area.

<b>UDI647</b>	Under Dash Insulation	1964-67 all models	24.50
<b>UDI682</b>	Under Dash Insulation	1968-72 all models	24.50
<b>KPI647</b>	Kick Panel Insulation	1964-67 all models	16.50
<b>KPI689</b>	Kick Panel Insulation	1968-69 all models	16.50



**Thermal Acoustic Insulation Kits:** High quality, Flatline Barriers brand insulation kits to help eliminate excess noise and heat from passenger compartment. Lightweight, foil covered foam insulation with an adhesive backing to keep in place. Sold in individual sections or as a complete interior kit (interior kits do not include the trunk kits)

<b>TA1001</b>	Roof Panel Insulation Kit	1964-72 Coupes	69.00
<b>TA1003</b>	Door and Quarter Insulation Kit	1964-67 2 dr	151.00
<b>TA1004</b>	Door and Quarter Insulation Kit	1968-72 2 dr	151.00
<b>TA1005</b>	Floor Insulation Kit	1964-67 2 dr	175.00
<b>TA1006</b>	Floor Insulation Kit	1968-72 2 dr	175.00
<b>TA1007</b>	Trunk Insulation Kit	1964-67 all	118.00
<b>TA1008</b>	Trunk Insulation Kit	1968-72 all	118.00
<b>TA1011</b>	Complete Interior Insulation Kit	1964-67 coupe	335.00
<b>TA1012</b>	Complete Interior Insulation Kit	1968-72 coupe	335.00
<b>TA1013</b>	Complete Interior Insulation Kit	1964-67 conv.	299.00
<b>TA1014</b>	Complete Interior Insulation Kit	1968-72 conv.	299.00



**TA1012**



# CONVERTIBLE TOPS AND PARTS



TC102



TP2

TMG642



**1962-72 Convertible Tops:** Manufactured using 38 oz material, exact engineering, coupled with a 48 month guarantee against defects. All 1962-67 Tops are shipped with clear plastic window and zipper as originally supplied. For 1968-72 Models the top and window are separate sections. Both should be replaced to avoid wrinkles and possible material or color match problems. We stock Black and White Tops for 1966-72 Models, other colors available as a special order. Top pads are included with all tops.

## 1961-72 Convertible Top Motors and Cylinders:

Leaking or inoperative cylinders will need replacement. We offer new cylinders and motors with a 5 year manufacturer warranty when using ATF fluid in system.

<b>TC29</b>	Top Cylinder	1961-63 all	159.00 ea.
<b>TC38</b>	Top Cylinder	1964-67 all	159.00 ea.
<b>TC102</b>	Top Cylinder	1968-72 all	159.00 ea.
<b>TP2</b>	Top Pump	1961-63 all	339.00
<b>TP4</b>	Top Pump	1964-66 all(4 feet)	339.00
<b>TP3</b>	Top Pump	1967-72 all(3 feet)	339.00
<b>TMG642</b>	Top Motor Grommet	1961-72 all	3.50 ea.
<b>RP604</b>	Top Motor Fill Plug	1961-72 all	2.50 ea.

<b>T627B</b>	Black Top with Clear Plastic Window and black pads	1962-67 Conv.	319.00
<b>T627W</b>	White Top with Clear Plastic Window and black pads	1962-67 Conv.	319.00
<b>T682B</b>	Black Convertible Top only with pads.	1968-72 Cutlass/442 Conv.	319.00
<b>T682W</b>	White Convertible Top only with pads.	1968-72 Cutlass/442 Conv.	319.00
<b>TW682B</b>	Glass Back Window for Black Convertible Tops.	1968-72 Cutlass/442 Conv.	229.00
<b>TW682W</b>	Glass Back Window for White Convertible Tops.	1968-72 Cutlass/442 Conv.	229.00

**Convertible Top Hoses:** Fits 1964-72 all from cylinder to motor and pump assembly. Manufactured to accommodate many models. Surplus lines should be coiled and retained at pump.



<b>CTH642</b>	Top Hoses	1964-72 all	124.00 pr.
---------------	-----------	-------------	------------

**Convertible Top Cables:** For 1964-72 Models. These cables will weaken over time, and should be replaced when installing a new top.



<b>645M</b>	Top Cables	1964-65 all Conv.	52.50 pr.
<b>667M</b>	Top Cables	1966-67 all Conv.	49.50 pr.
<b>6872M</b>	Top Cables	1968-72 all Conv.	45.50 pr.

**1964-72 Convertible Top Wells:** Located behind the rear seat and accepts the top assembly when folded down. All top wells are black vinyl and include the reinforcement strip.

<b>CTW25-645</b>	Top Well	1964-65 conv.	106.00
<b>CTW25-667</b>	Top Well	1966-67 conv.	106.00
<b>CTW25-682</b>	Top Well	1968-72 conv.	106.00

## Convertible Top Relay Breaker

**Rubber Cover:** Located on firewall. Covers relay-breaker to prevent moisture and rust. Missing on many 1968-72 Convertibles.



<b>BRC68</b>	Relay Cover	8.50
--------------	-------------	------

**Top Hooks:** Commonly broken or bent Top Hooks are used on all 1964-72 Convertibles.

<b>CX642</b>	Top Latch Hook	8.50 ea.
--------------	----------------	----------



## 1966-67 Convertible Guide Pins:

Black plastic convertible top alignment guide pins for all 1966-67 convertible models, sold in pairs.

<b>CTP667</b>	1966-67 Top Guide Pins	24.50 pr.
---------------	------------------------	-----------



**1968-72 Convertible Top Latch Receptacles:** Mounts on either side of the windshield header and accepts the alignment pin and top hooks when latching the convertible top down. Cast metal with brushed finish.

<b>CV682</b>	Top Latch Receptacles	1968-72 Conv	65.00 pr.
--------------	-----------------------	--------------	-----------



**1964-72 Convertible Top Latch Assemblies:** Replace worn or damaged Convertible Top Latch Assemblies with these new latches. New assembly includes chrome hook and spring.

<b>CTL645L</b>	Left Top Latch	1964-65 Cutlass/442 Conv.	109.00
<b>CTL645R</b>	Right Top Latch	1964-65 Cutlass/442 Conv.	109.00
<b>CTL667L</b>	Left Top Latch	1966-67 Cutlass/442 Conv.	109.00
<b>CTL667R</b>	Right Top Latch	1966-67 Cutlass/442 Conv.	109.00
<b>CTL682L</b>	Left Top Latch	1968-72 Cutlass/442 Conv.	109.00
<b>CTL682R</b>	Right Top Latch	1968-72 Cutlass/442 Conv.	109.00



**1968-72 Convertible Top Bow:** New sheetmetal Convertible Top Bow Assembly to replace rusted or damaged originals on all 1968-72 Convertibles.

<b>TB682</b>	Convertible Top Bow	
	1968-72 Convertible	379.00



**\*Shipping Surcharge of \$45.00 shipped to a U.S. address.**

### CONVERTIBLE TOP SWITCHES

#### 1966-67 Convertible Top Switch:

Reproduction switch is correct for 1966 with the black highlight on button. Switch can be used on 1967 Cutlass but originals were silver brushed finish.

<b>CTS667</b>	New Top Switch	
	1966-67 Conv.	83.00



#### 1970-72 Convertible Top Switch:

Nice reproduction top switch for the dash of your 1970-72 Convertible. Chrome button with black painted line down the middle.

<b>CTS702R</b>	New Top Switch	
	1970-72 Conv.	83.00



#### 1968-69 Convertible Top Switch:

New reproduction Top Switch fits 1968-69 all convertible Cutlass-442 models. Includes the wire harness, chrome bezel and black button. Bezel has UP, TOP, DN imprinted on the side per original.

<b>CTS689</b>	New Top Switch	
	1968-69 Conv.	99.00



#### Convertible End Cap

**Moldings:** Used on 1964-65 and 1966-67 Cutlass-442 convertibles on the end of the windshield frame.

Quality chrome plated steel.

<b>WCM645</b>	End Cap Moldings	
	1964-65 all Convertibles	125.00 pr.
<b>WCM667</b>	End Cap Moldings	
	1966-67 all Convertibles	109.00 pr.



### 1966-72 CONVERTIBLE TOP BOOTS:

Black, pearl white, parchment (off-white) and white boots for 1968-72 models are usually in stock for immediate delivery. Delivery time on other colors is 3 to 4 weeks.

<b>CTB667</b>	Top Boot (specify color)	1966-67 all Convertibles (includes clips)	294.00
<b>CTB682</b>	Top Boot (specify color)	1968-72 all (tuck strip provided)	256.00
<b>BB01</b>	Vinyl Sewn Boot Bag	all Models	24.50



### 1964-70 Convertible Top Rear Tack Strips:

Strips that attach the rear and sides of the convertible top to the body of the car. Also attaches the convertible top well to the rear and sides of the convertible top opening. Sold in a three piece set. Fits all Cutlass and 442 Convertible models listed below.

<b>TS645</b>	Convertible Tack Strip Set	1964-65 Cutlass Conv.	169.00 set
<b>TS667</b>	Convertible Tack Strip Set	1966-67 Cutlass Conv.	169.00 set
<b>TS680</b>	Convertible Tack Strip Set	1968 Cutlass Conv.	169.00 set

also 1969 and 1970 Convertible models using 3 piece tack strips



# 1961-77 Cutlass/442 Carpet Sets

**1961-63 Cut & Sewn Carpet Sets:** 1961-63 models use a cut and sewn design, which is not molded. Available in all the loop carpet colors listed below.

1961-63 Cut & Sewn Carpet Sets 249.00

## 1964-77 Cutlass Molded Loop And Pile Carpet Sets:

All sets include backing, harmonizing heel pad, and binding. Carpets are cut to manufacturer's specifications with pressure molded floor pan areas for correct fit. We stock black carpet sets for immediate delivery. Allow 3-4 weeks for special order color carpets. **NO RETURNS OF NON-STOCK CARPETS.** Extra carpet material by the yard is 55.00 per yard (36" x 72"). Specify number of yards and use stock number of carpet.



### 1964-73 MOLDED LOOP CARPET 185.00 Set

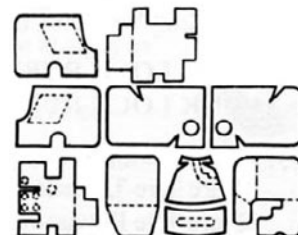
<b>01</b>	Black	<b>11</b>	Medium Saddle
<b>41</b>	Red	<b>12</b>	Dark Saddle
<b>04</b>	Ivy Gold	<b>13</b>	Maroon
<b>05</b>	Aqua	<b>45</b>	Dark Green
<b>16</b>	Dark Blue	<b>20</b>	Gold
<b>10</b>	Dark Brown		

### 1974-77 MOLDED PILE CARPET 185.00 Set

<b>801</b>	Black	<b>875</b>	Oxblood
<b>819</b>	Dark Blue	<b>825</b>	Maroon
<b>807</b>	Dark Grey	<b>820</b>	Saddle
<b>810</b>	Brown	<b>815</b>	Red
<b>809</b>	Green	<b>1804</b>	Silver
<b>7769</b>	Light Saddle		

**Sound Deadener Package:** This is the tar like rubber material found between the carpet and the body floor pan. Should be replaced when installing new carpet.

<b>SDM40</b>	Sound Deadener Package	1964-67 all models	79.50
<b>SDM80</b>	Sound Deadener Package	1968-72 all models	79.50
<b>SDM90</b>	Sound Deadener Package	1973-77 all models	79.50



**Lap Seat Belt Assemblies:** Set includes two buckle sections and two retractor sections for both front seats. 1968 design has a textured cover with smooth center section on the metal buckle with embossed GM logo on button. Seat belts are only available in black for 1968 models at this time. These replacement Seat Belts differ slightly from originals.

**SBS680** Front Lap Seat Belts 1968 models 249.00 set



**1968-72 Seat Belt Anchor Bolts:** Large bolts used to attach seat belts to floor pans. Full thread bolt used for all areas except for the 70% thread which is used on the inner front seat belts only.

<b>SBB400</b>	Full Thread Seat Belt Anchor Bolt	1968-72	7.50 ea.
<b>SBB401</b>	70% Thread Seat Belt Anchor Bolt	1968-72	9.50 ea.



**Door Panel Carpeting:** New Door Panel Carpets are complete with sewn edging and ready to install. Please specify color using carpet numbers above.

**DPC702** Door Panel Carpet (8" wide)(specify color)  
1968-72 all 2 Doors 49.00 pair



## 1970-72 Lower Door Panel Red Reflector Assembly:

Usually scratched and pitted with age. Essential to replace with new door panels. Fits 1970 442, Cutlass S Coupe, Supreme Holiday Coupe & Conv., 1971 Cutlass S Coupe & 442 Holiday Coupe, & 1972 Cutlass S Coupe.

**DPR702** Door Panel Reflector 1970-72 models listed 40.00 ea.



## DOOR SILL PLATES

SP6866/7

SP6443



SP7372D

**1964-72 CUTLASS 2 DOOR SILL PLATES:** Exact replacement Aluminum sill plates add to your new carpet installation. Correct riveted Fisher Body Plate included where used originally. Screws included with all sill plates.

<b>SP6443</b>	Door Sill Plates	1964-67 all 2 doors and convertible	65.00 pr.
<b>SP6866/7</b>	Door Sill Plates	1968-72 all 2 doors and convertible	65.00 pr.
<b>SP7372D</b>	Door Sill Plates	1973-77 all 2 doors	105.00 pr.
<b>1799</b>	Door Sill Plate Screw Package (package of ten, included with sill plates)		4.50 pkg.

**1968-72 VISTA CRUISER AND 4 DOOR SILL PLATES:** New aluminum Sill Plates available for all 1968-72 Vista Cruisers and 4 Door Cutlass models. Excellent quality reproductions include riveted Fisher Body plates on fronts and screws for installation. Fronts and rears are each sold in pairs. You will need to order both fronts and rears for a full set of four.

<b>SP682F</b>	Front Door Sill Plates 1968-72 all 4 Doors, Wagons, and Vista Cruiser	109.00 pr.	
<b>SP682VC</b>	Rear Door Sill Plates 1968-72 all Vista Cruiser Wagons	85.00 pr.	
<b>SP682R</b>	Rear Door Sill Plates 1968-72 all 4 Dr Hardtop, Post Sedan & Standard Wagon	80.00 pr.	



## 1964-72 CUTLASS-442 GM ACCESSORY RUBBER FLOOR MATS

Accurate reproduction of the floor mats available from General Motors in the 1960's and early 70's. The mats fit 1964-72 Cutlass-442-H/O models and are licensed and approved by General Motors. Rear Mats were made oversize at the factory to accommodate 88 and 98 models. The 1964-72 Mats are available in Black only. 1968-72 left front mat pictured to the left.

<b>FM647F</b>	Front Floor Mats (Black)	1964-67 all	159.00 pr.
<b>FM682F</b>	Front Floor Mats (Black)	1968-72 all	159.00 pr.
<b>FM647R</b>	Rear Floor Mats (Black)	1964-72 all	79.00 pr.
<b>FM647S</b>	Floor Mat Set (Black)	1964-67 all	219.00 set
<b>FM682S</b>	Floor Mat Set (Black)	1968-72 all	219.00 set

**1973-77 Rubber Floor Mats:** Reproductions of the GM accessory floor mats available for 1973-77 Cutlass and 442 models. Sold in a set of four.


<b>FM737B</b>	Black Floor Mat Set	1973-77 all	109.00 set
<b>FM737T</b>	Tan Floor Mat Set	1973-77 all	109.00 set
<b>FM737GR</b>	Gray Floor Mat Set	1973-77 all	109.00 set
<b>FM737R</b>	Red Floor Mat Set	1973-77 all	109.00 set
<b>FM737DB</b>	Dark Blue Floor Mat Set	1973-77 all	109.00 set
<b>FM737M</b>	Maroon Floor Mat Set	1973-77 all	109.00 set



# TRUNK COMPARTMENT

**1967-75 Accessory Rubber Trunk Mat:** Popular accessory used to protect the original mat. Available in Black only, embossed with the word Oldsmobile. Licensed and approved by General Motors.

**TRM672** Accessory Trunk Mat 1967-75 all 189.00



**Trunk Weatherstrip:** We offer the finest quality black sponge rubber available. No unsightly splice marks or oversize extrusions that make closing the trunk a difficult task. Sold in a 16 foot piece for all 1961-77 Cutlass models, trim to fit for 1968-77 models which use approx. 14 feet.

**TWL75-16** Trunk Weatherstrip 1961-77 all models 28.00

**Rubber Trunk Lid Bumpers:** Mounts in hole on either side of trunk. Two used per car.

**TB61** Trunk Lid Bumper 1961-68 all models 3.00 ea.

**TB69** Trunk Lid Bumper 1969-77 all models 3.00 ea.



**1968-72 Trunk Wiring Plug:** Located near trunk latch on trunk floor pan. 2 per car.

**TB70** Trunk Wiring Plug 14.50 ea.



**1968-77 Trunk Lock Retainer Gasket:**

Fits between lock retainer and trunk lid. Used on all 1968-77 Models to eliminate paint chipping.

**TLR71** Lock retainer gasket 4.50

**Trunk Lock Retainer:** Used to mount trunk lock in place. Fits all 1968-72 Cutlass-442 models. Fastens into trunk lid with two screws.

**TLR682** Trunk Lock Retaining Clip 1968-72 all 19.50

**Rubber Trunk Lock Cylinder Gaskets:** Give your restoration the final touches by replacing the rubber gasket around trunk lock.

**TLG61** Trunk Lock Rubber Gasket 1961-67 all 3.50

**TLG68** Trunk Lock Rubber Gasket 1968-75 all 3.50



**Trunk Compartment Spatter Paint:** 13 ounce spray cans. Check your trunk for proper color needed. Black and Aqua seems to be the most popular color used, but your trunk may have had any one of the three color combinations.

**2602** Trunk Spatter Paint Black and Aqua all models 24.50 ea.

**2603** Trunk Spatter Paint Black and Gray all models 18.00 ea.

**2604** Trunk Spatter Paint Gray and White all models 18.00 ea.



**Trunk Compartment Mats:** Vinyl black and aqua Houndstooth pattern Mats for 1964-68 Models and Gray-Green fiber material for 1969-77 Models. Some 1973-77 Models used black material which we cannot supply.

**TM64HT** Trunk Mat (2 piece) 1964-65 all 69.50

**TM66HT** Trunk Mat (2 piece) 1966-67 all 69.50

**TM68HT** Trunk Mat (2 piece) 1968 all 69.50

**TM69GF** Trunk Mat (2 piece) 1969 all 49.50

**TM70GF** Trunk Mat (2 piece) 1970-72 all 49.50


**TM73GF** Trunk Mat (1 piece) 1973-77 all 49.50



**Spare Tire Cover:** Matches Houndstooth trunk mat. Cover is made of pressboard with houndstooth pattern as original. Excellent reproduction and final touch for your trunk compartment.


**STC61** Spare Tire Cover 1961-65 all, 1966-68 all models that do not use Super Stock wheels 29.50

**ST618** Spare Tire Cover Retainer 1961-65 all, 1966-68 above application for STC61 24.50



**1968-77 Jack Shaft Rubber Insulator:** Installs on jack shaft to keep it from scratching the underside of spare tire when mounted in trunk. Used on all 1968-77 models regardless of wheel option.

**JRI68** Jack Shaft Rubber Insulator 1968-77 all Cutlass Models 12.50



**1968-72 Jack Lift Pad:** Rubber pad mounts on the jack to cushion it against the bumper while operating jack. Typically dried out and cracked over the years or missing completely. Mounts to jack with three push in prongs on the backside.

**JLP682** Jack Lift Pad 1968-72 all models 13.50



**1966-72 Spare Tire Lug Wrench Clips:** Installed on all cars equipped with SSI and SSII Wheels. 1 pair used per car. Mounts to trunk floor with included self tapping screws.

**LWC66** Lug Wrench Clips 1966-72 w/ SS wheels 18.50 pr.



**1964-68 Jack Shaft and Base Hold Down Bracket:**

Bolts to trunk floor on all 1964-68 Cutlass/442 models. Holds jack shaft in place and also secures jack base. Wing nut included with two part bracket.

**JHB68** Jack Shaft Hold Down Bracket 1964-68 all models 34.50



**Hold Down Parts For Spare Tire:** Everything needed to keep your spare tire secure in the trunk. Cars with Super Stock wheels use the hex nut and cars with standard wheels use the wing nut. The same retaining rod is used for both wheel types.

**ST6693** Spare Tire Threaded Retaining Rod 1966-72 All models 12.00

**ST6588** Spare Tire Retaining Hex Nut 1965-72 with Super Stock wheels 15.00

**ST6516** Spare Tire Retaining Wing Nut 1965-72 with standard wheels 9.50

**ST7377** Spare Tire Retaining Nut with Handle 1973-77 all 35.00



**Trunk Divider Panels:** Die Cut Fiberboard Divider Panel is installed behind rear seat and insulates the passenger compartment from heat and sound. Gives a nice finished look to the trunk compartment.


**TD647\*** Trunk Divider Panel 1964-67 all exc. Convertible 38.50

**TD647I** Trunk Divider Panel Insulation 1964-67 all 16.50

**TDC682\*** Trunk Divider Panel 1968-72 all 2 Door Coupes 38.50

**TDC682C\*** Trunk Divider Panel 1968-72 all Convertibles 38.50


**TDC682I** Trunk Divider Panel Insulation 1968-72 all 16.50



**\*Shipping Surcharge of \$75.00 shipped to a U.S. address.**

**1970-72 Trunk Light Package:** Trunk Light Package is an exact duplicate of the original. Package includes bulb, light assembly with switch, and mounting bracket. Installs on the driver side trunk hinge box.

**TLP682** Trunk Light Package 1970-72 Hardtop & Convertibles 55.00



**1964-72 Trunk Light Wire Retaining Clip:** Small metal spring clip attaches to pinchweld inside trunk opening and keeps the trunk light wire secure.

**AWC682** Trunk Light Wiring Clip 1964-72 all 12.00

**1968-72 Trunk Wiring Clip:** Metal clip used to retain the rear body light harness on all 1968-72 Cutlass/442 models.

**TWC682** Rear Body Light Harness Clip 1968-72 all 6.00 ea.



# BODY DECALS, STRIPES AND STENCIL KITS



**1968 442 Stripe Stencil Kit:** Front Fender Stripes were a popular Y70 code option for 1968 442s. Triple vertical stripes extend from fender bottoms to lower peak molding edge. Space in middle of stripe kit accomodates 442 emblem. Also available as a decal in white or black.

- 68SS** 1968 442 Stripe Stencil Kit 89.00
- 68SB** 1968 442 Stripe Decal Kit, Black 89.00
- 68SW** 1968 442 Stripe Decal Kit, White 89.00



**1970 RALLYE 350 Decal Kit:** Decal Kit includes the hood scoop, front fender/door stripes, rear quarter/roof stripes and rear quarter 'RALLYE 350' decals. Decals printed in the correct black and orange as originals.

- R350DEC** 1970 'RALLYE 350' Decal Kit 435.00



**1970-72 W30 Stripe Stencil Kits:** Stencils included are hood scoop stencils, side body and trunk lid. Same kit for Hardtop or Convertible, trunk section is only difference and both are included.

- DCW30S** 1970-72 W30 Stencil kit 230.00



**1971-72 W29 Hood Decals:** For all 1971-72 442 with steel hoods. Stripes are used on the raised hood sections. One thick line and one thin line, stripes encircled the chrome hood louvers on either side. Available in Black or White. Other colors available as a special order, please inquire on availability.

- DCH712B** Black 1971-72 W29 Hood Decals 126.00
- DCH712W** White 1971-72 W29 Hood Decals 126.00



**1972 Hurst Olds Stripe Kit and 1972-74 Hurst Olds Quarter Panel Decals:** Kit includes reflective gold stripes used on fenders, doors, quarters, hood and trunk for 1972 Hurst Olds. H/O Decals sold separately.

Large H/O Decal on quarter panel of all 1972-74 Hurst Olds and pace cars. Printed in black, gold and red.

H/O Decals measure approximately 8" tall x 17" wide and are sold as pairs.

- DC72HO** 1972 Hurst Olds Stripe Kit 425.00 kit
- DCH0724** Hurst/Olds Quarter Decal 1972-74 Hurst/Olds 53.00 pr.



**1973 Hurst Olds Stripe Kit:** Stripe decal kit for all 1973 Hurst Olds. Gold and black stripes for hood, fenders, doors and quarter panels. Complete kit with instructions and plastic squeegee for installation.

- DC73HO** 1973 Hurst Olds Decal Kit 279.00 kit







**1975 Hurst Olds Stripe Kits:** Gold stripe kit for all 1975 Hurst Olds models. Kit includes all stripes needed, W25 & W30 decals (choose your application), instruction sheet, and plastic squeegee for installation. H/O decals are not included with stripe kit.

**DC75HO** 1975 Hurst Olds Stripe Kit 279.00 kit

# W-25

**1975 W25 Front Fender Decals:** Gold vinyl decals for the front fenders on all 1975 H/O W-25 models. Sold individually for one front fender. Decal measures 7 5/8" wide X 1 7/8" tall. These decals are included in the 1975 Hurst Olds stripe kit listed above.

**DC75W25** 1975 H/O W25 Decals 9.50 each



**1975 & 1979 W30 Fender Decals:** Gold Vinyl decal for the front fenders of all 1975 & 1979 W-30s. Sold individually for one front fender. Decal measures 7 5/8" wide X 1 7/8" tall. These decals are included in the 1975 Hurst Olds stripe kit listed above.

**DC75W30** 1975 & 1979 W30 Decals 16.50 each



**1976-77 442 Stencil Kits:** Kit provides stencils for painting both 442 on doors and the 442 trunk decal. Available in white or black (trunk decal).

**DC767B** Black 442 Stencil/Decal Kit 99.00 set

**DC767W** White 442 Stencil/ Decal Kit 99.00 set



**1983 Hurst Olds Decal Kit:** Black, silver and red Stripe Kit for 1983 Hurst Olds models. Complete kit includes all stripes for fenders, doors, quarters, front and rear panels and the "Hurst Olds 15th Anniversary" decals for doors and trunk. Each stripe labeled on back for easy positioning on correct panels.

**DC83HO** 1983 Hurst Olds Decal Kit 339.00 kit



**1984 Hurst Olds Decal Kit:** Black, silver and red Stripe Kit for 1984 Hurst Olds models. Complete kit includes all stripes for fenders, doors, quarters, front & rear panels and the "Hurst Olds" decals for doors and trunk. Each stripe labeled on back for easy positioning on correct panels.

**DC84HO** 1984 Hurst Olds Decal Kit 339.00 kit



**1985-87 442 Stripe Kit:** Gold Stripe Kit for all 1985-87 Oldsmobile 442s. Kit includes double stripes for wheel openings and triple stripes for fenders, doors and quarters, '442' decals for doors, '442 Oldsmobile' decals for front panel and trunk. Instruction sheet and plastic squeegee for installation included.

**DC857** 1985-87 442 Stripe Kit 239.00 kit

## Headlight Housing and Grille Mounting Hardware Kits

We offer many of the mounting screws and hardware used on the grilles and headlight housings in a simple to follow kit. Covers all 1966-72 Cutlass/ 442/ H/O models. Kits for headlight housings also include the screws for the headlight bezels. Each kit includes an installation sheet and is complete for each application.

<b>68HHD</b>	1968 Headlight Housing Screw Kit	15.50
<b>69HHD</b>	1969 Headlight Housing Screw Kit	15.50
<b>70HHD</b>	1970 Headlight Housing Screw Kit	15.50
<b>71HHD</b>	1971 Headlight Housing Screw Kit	15.50
<b>72HHD</b>	1972 Headlight Housing Screw Kit	15.50

<b>66GMK</b>	1966 Grille Mounting Screw Kit	15.50
<b>67GMK</b>	1967 Grille Mounting Screw Kit	15.50
<b>68GMK</b>	1968 Grille Mounting Screw Kit	15.50
<b>69GMK</b>	1969 Grille Mounting Screw Kit	15.50
<b>70GMK</b>	1970 Grille Mounting Screw Kit	15.50
<b>71GMK</b>	1971 Grille Mounting Screw Kit	15.50
<b>72GMK</b>	1972 Grille Mounting Screw Kit	15.50

**1964-72 Headlight Adjuster Screw and Nuts:** Uses eight per car. Allows adjustment for proper alignment of headlights. The plastic pieces on originals are usually stripped or broken.

<b>67-3110</b>	1964-67 Cutlass/442 Adjuster Screw	4.50 ea.
<b>68-3249</b>	1968-72 Cutlass/442 Adjuster Screw	4.50 ea.



### Front End Sheetmetal Mounting Hardware Kits

**Fender Mounting Hardware Kit:** Kits available for 1964-65, 1966-67 and 1968-72 all Cutlass-442-H/O. Includes all cage nuts, bolts, washers, screws, and correct shims needed for mounting front fenders. Two different thicknesses of shims provided depending on size needed. Installation sheet included.

<b>FMK645</b>	1964-65 Fender Mounting Kit (one fender)	23.00 per kit
<b>FMK667</b>	1966-67 Fender Mounting Kit (one fender)	23.00 per kit
<b>FMK682</b>	1968-72 Fender Mounting Kit (one fender)	23.00 per kit



**Hood Hinge Hardware Kit:** Includes all bolts with washers and spacers needed to properly install hood hinges. Fits all 1964-67 and 1968-72 Cutlass-442-H/O models. Installation sheet included with kit. One kit will service both hinges.

<b>HMK647</b>	1964-67 Hood Hinge Mounting Kit	18.00 kit
<b>HMK682</b>	1968-72 Hood Hinge Mounting Kit	18.00 kit



**Radiator Core Support, Fender Braces and Header Panel Hardware Kit:** Complete kit needed for assembling radiator core support, fender braces, header panel and hood latch. Kit will work on all 1968-72 Cutlass-442-H/O models. One kit needed per car.

<b>RMK647</b>	1964-67 Radiator Core Support Mounting Kit	22.00 kit
<b>RMK682</b>	1968-72 Radiator Core Support Mounting Kit	22.00 kit



**Fan Shroud Hardware Kit:** Correct screws and cage nuts for mounting plastic fan shroud to radiator support. Applies to all 1966-72 Cutlass-442-H/O models.

<b>SMK662</b>	1966-72 Fan Shroud Mounting Kit	14.00 kit
---------------	---------------------------------	-----------



**Front Plastic Wheel Well Attaching Hardware Kit:** For 1968-77 all Black and Red Inner Fender Wells. 40 piece package contains bolts and clip on u-nuts.

<b>9756</b>	1968-77 Plastic Wheel Well Bolt Package	22.00 pkg.
-------------	---	------------



**Tail Light Assembly to Bumper Mounting Hardware Kits:** Includes all screws and fasteners needed to mount your Tail Light Assemblies to rear bumper. Also includes rubber coated wire retaining clips used to hold wiring secure. 1970 is a 22 piece set (pictured) while 1971-72 is 20 pieces.

<b>TLAB70</b>	1970 Tail Light Assembly Mounting Kit	29.50 kit
<b>TLAB712</b>	1971-72 Tail Light Assembly Mounting Kit	29.50 kit



**1969-72 Parking Light Lens Screws:** Chrome Phillips head screws with collar used on parking light lenses. 1969-70 uses two screws per lens and three per lens on 1971-72 models.

**PLS690** Parking Lens Screws 1969-70 all 4.50 pkg of 2

**PLS712** Parking Lens Screws 1971-72 all 7.00 pkg of 3



**1970-72 Tail Light Lens Screws:** Black Phillips head screws with correct length collar to prevent over tightening on lenses. Tail light lenses use 4 screws per lens. Sold in packs of four to service one lens.

**TLLS702** Tail Lens Screws 1970-72 all 8.50 pkg of 4



**1970-72 Back Up Lens Screws:** Chrome Phillips head screws with collar used on Back Up Light Lenses. 1970-72 models use two screws per lens.

**BLS702** Back Up Lens Screws 1970-72 all 4.50 pkg of 2

**1969-72 Bucket Seat Release Screw Kit:** Screw kit used to bolt the Bucket Seat Release mechanism into the rear of the seat frame.

**692SRK** Bucket Seat Release Screws 1969-72 w/ buckets 6.50 kit



**1966-72 Bucket Seat Mounting Bolt Set:** Bolts used to attach Bucket Seat Frame to the seat adjuster tracks on all 1966-72 cutlass models. Sold in a set of eight bolts.

**BSB662** Bucket Seat Mounting Bolts 1966-72 w/ buckets 12.50 kit

**1969-72 Bucket Seat Back and Lower Panel Fastener Set:** Screw kit used to secure the plastic seat back and lower seat panels to the bucket seat frame. Sold in a 22 piece kit to service two bucket seats.

**BKP692** Seat Panel Mounting Hardware Kit 1969-72 all 9.50 kit



**Roof Rail Weatherstrip Retainer Screw Kit:** Short screws used to attach the roof rail weatherstrip retaining channel into the roof line on 1968-72 Cutlass and 442 2 Door Hardtop models. Sold 25 pieces per pack.

**RRSK682** Weatherstrip Retainer Screws 1968-72 2 door hardtop 10.00 pkg.



**1964-72 Heater Control Cable Fastener Kit:** Special 1/4" tall hex head screws used to secure heater cables in place on the heater box assembly. Sold in a package of six.

**642HCS** Heater Cable Screw Kit 1964-72 all 6.00 kit



**1968-72 Heater Box Fastener Kit:** Screw kit used for attaching brackets and air vent to heater box under dash on all non-air conditioned cars. Sold in a package of fifteen.

**682HBS** Heater Box Fastener Kit 1968-72 all exc. A/C 6.50 kit



**1968-72 Trunk Hinge Bolts:** Four bolts with captured washers used to mount the trunk lid to the hinges on all 1968-72 models.

**THB672** Trunk Hinge Bolts 1968-72 all 6.00 kit



**1964-79 Alternator Adjuster Bolt Set:** Bolt and washer on the front of all 1964-79 alternators used for belt tension adjustments.

**649ABS** Alternator Adjuster Bolt 1964-79 all 4.50



**1964-79 Alternator Wiring Nut Kit:** Lock Nuts and Washers used to secure the power and ground wires to electrical terminals on back of alternator, 10 piece kit.

**649ANK** Alternator Nut Kit 1964-79 all 5.50 kit



## Body Molding Clips

### 1966 Door Center Molding Clip:

Spring loaded metal clip attaches molding to door. Snaps into hole in sheetmetal and is used across length of door in conjunction with DEM66 below.



**DCM66** 1966 Door Center Clip 5.00 ea.

**1966 Door End Molding Clip:** Fastens 2" wide molding on front and rear edge of doors. Metal clip with plastic backing, includes fastening screw and washer.

**DEM66** 1966 Door End Clip 12.50 ea.



**1966 Wheel Opening to Side Molding Clip:** Used to attach the body side moldings and wheel opening moldings together on 1966 Supreme & 442 only, uses 8 per car.

**MTC66** 1966 Side Molding Clip 7.00 ea.



### 1967 Door Center Molding Clip:

Plastic molding clip snaps into holes in sheet metal and is used across length of door in conjunction with DEM67 below.

**DCM67** 1967 Door Center Clip 6.00 ea.



**1967 Door End Molding Clip with Screws:** Fastens 2 3/8" wide molding on front and rear edge of doors. Metal clip, plastic backing, includes fastening screw and washer.

**DEM67** 1967 Door End Clip 12.50 ea.



**1967 Cutlass Supreme & 442 Stainless Body Side Molding Clips:** Threaded stud with spring tension wire.

**19807** Molding Fastener 3.50 ea.



### 1968-69 Door End Molding Clip:

Used on front and rear edges of door to fasten thin 1/2" stainless molding.

Spring loaded metal clip with small rubber o-ring to seal against body. Includes screw with nylon washer.

**DEM689** 1968-69 Door End Clip 6.00 ea.



**1968-69 Front Fender Molding Clip:** Metal clip with threaded stud includes spring wire clip. Fastens 1/2" stainless molding on top edge of fender.

**FFM689** 1968-69 Fender Molding Clip 5.50 ea.



### 1968-69 Quarter Panel Molding

**Fastener:** Plastic clip used on all 1968-69 models on quarter. Up to 26 per car.

**6869** Quarter Molding Clip 4.00 ea.



### Quarter Panel and Vinyl Top

**Molding Fastener:** Compare to your original. Fits most 1968-72 models.

**81301** Molding Fastener 1.50 ea.



### Finishing Molding Fastener:

Fits 1970-72 models w/ 1" wide molding.

**10220** Molding Fastener 1.50 ea.



### Quarter Panel & Belt Molding Fastener:

Fits 1970-72 Most Models.

**71601** Molding Fastener 1.50 ea.



### 1970-71 Cutlass Supreme Front Fender Molding after wheel opening

**Clip:** Correct metal design with threaded stud, uses 4 per car.

**FFM701S** 1970-71 Fender Clip 6.50 ea.



### 1970-71 Cutlass Supreme Door

**Center Molding Clip:** 2 1/4" x 1 3/16" plastic clip snaps onto 'T' stud.

**DCM701S** 1970-71 Door Center Clip 5.50 ea.



### 1970-71 Cutlass Supreme Door End

**Molding Clip:** Fastens 2 1/2" wide molding on front and rear edge of doors.

Metal clip, plastic backing, includes fastening screw and washer.

**DEM701S** 1970-71 Door End Clip 12.50 ea.



### 1970-71 Cutlass 'S' Door End

**Molding Clip:** Used on 70-71

Cutlass 'S' models with 1" wide

molding, used at front and rear ends

of molding. Screw and nylon washer included.

**4301** 1970-71 'S' Door End Clip 4.00 ea.



### 1971-72 Rocker Panel Molding

**Clips:** 1 3/8" diameter clip fastens to rocker with sheet metal screw.

**RMC712** 1971-72 Rocker Panel Molding Clip 4.00 ea.



### 1968, 1969, 1971-72 Cutlass 'S' Trunk

**Molding Acorn Nut:** Correct self tapping, self retaining design.

**TMN68** 1968, 1971-72 Acorn Nut 4.50 ea.

**TMN69** 1969 Acorn Nut 4.50 ea.



# Fasteners, Molding Clips and Assorted Hardware



**Inside Door Handle, Window, and Quarter Window Handle Retaining Clip:** Fits 1961-77 All Models.  
**2451A** Clip Package of 10 9.50

**Interior Handle Removal Tool:** Used to remove clip that fastens the interior handles in place.

**T16000** Handle Tool 9.50



**Door Trim Panel Tab:** Metal tab clips on edge of door panel for 1964-77 all Models.  
**12134** Trim Panel Tabs 11.00 pkg of 25

**Trim Panel Fastener Grommet:** Fits 1964-77 Models using 12134 Metal Door Panel Trim Tab. Sold in a set of 25.

**TPG647** Trim Panel Grommet 16.50 set



**Door Trim Panel Tab:** Plastic tabs twist and lock on to door panel and push into pre-punched door holes. For all 1966-77 models not using metal tabs.

**11774** Trim Panel Tabs 11.00 pkg of 25



**Handle Bearing Plate:** For 1964-77 all with Manual Window Cranks and some Door Opening Handles. Check your car for quantity and application.

**HBP647** Handle Backing Plate 4.00 ea.

**1968-72 Automatic Transmission Coolant Line Mounting Clips:**

Fastens Transmission lines to frame with included metal clip.

**TLC682** 1968-72 Transmission Line Clip 19.50



**1968-72 Accelerator Cable Clip:**  
**74-4077** Accelerator Cable Clip 3.00 ea.

**Original "Pinch" Style Clamps:** Final detail to your engine compartment. Study application and color to insure you get the proper clamp.


**12689** Black 3/8" for PCV and Vacuum hose 2.50 ea.

**12686** Olive 3/8" for Fuel Line 2.50 ea.

**12685** Black 5/16" for Fuel Line 2.50 ea.

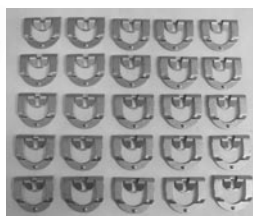
**12684** Red 1/4" for Vapor Line 2.50 ea.

**18447** Heater Core to Valve 3.50 ea.




**Rear Window Molding Clip Set:** Complete clip set for stainless molding surrounding the rear window on Holiday Coupe and Sport Coupe models.

**RWC667** 1966-67 Cutlass/442 27.50 set



**RWC667**



**WMC682**



**WMC737**

**Windshield Molding Clip Set:** Complete clip set for all 1968-72 Holiday Coupe & Sport Coupe and 1973-77 all Cutlass. Attaches stainless moldings surrounding the windshield.

**WMC682** 1968-72 Cutlass/442 18.50 set

**WMC737** 1973-77 Cutlass/442 19.50 set

**Windshield Molding Fastener:**

Used on most 1964-72 Models. Compare to your original sample.

**3369** Molding Fastener 2.00 ea.



**Windshield Molding Fastener (upper molding):**

Fits most 1968-72 Models. Compare to your original clip.

**10701** Windshield Molding Fastener 2.00 ea.



**Rear Window Molding Fastener:**

For 1964-72 many models. Use picture at right to compare your original.

**10243** Rear Window Molding Fastener 2.00 ea.



**Rear Window Molding Fastener:**

For most 1964-67 Models. Compare your original to picture.

**4523** Rear Window Molding Fastener 2.00 ea.



**1964-68 Convertible Belt Molding Fasteners:** Sold each.

**D3635** 1964-65 Molding Fastener 6.00

**D3640** 1966-67 Molding Fastener 6.00

**D3645** 1968 Molding Fastener 6.00



**1968-72 Seat Belt Anchor Bolts:** Large bolts used to attach seat belts to floor pans. Full thread bolt used for all areas except for the 70% thread which is used on the inner front seat belts only.

**SBB400** Full Thread Bolt 7.50 ea.

**SBB401** 70% Thread Bolt 8.50 ea.



**Interior Screw Package:** 11 different styles and sizes to service areas such as arm rest bases, door and rear trim panels, sun visors, pillar trim, etc. 92 piece package services all models.

**6172** Interior Screw Package

24.50



**Roof Rail Weatherstripping Fastener:** Fits 1964-77 All Models.

**44701** Fastener .75 ea.

**Door Weatherstripping Fastener:**

Used on most 1964-77 Models.

**11120** Weatherstrip Fastener .75 ea.



**Heater Hose Insulator:** Used to cushion the heater hose against the alternator bracket. Fits 1968-77 All Models & uses one per car.

**HHI68** Hose Insulator 9.50



**Carburetor Wing Nut:**

Correct and aftermarket wing nut for 1964-77 All Models.

**3741** Aftermarket Wing Nut 2.00

**3741A** Original Wing Nut 5.50



**Wire Harness Tie Down Strap:** Used on many Cutlass/442-H/O Models in the radiator support area.

Requires up to 6 per car.

**3728** Tie Down Strap 2.50 each



**Original Style Push in Fasteners:** Olive green metal push in fasteners used on cowl lacing, A-frame seals and radiator seals on 1961-70 Cutlass models.

**3774** Original Style Fasteners  
1961-70 all models 1.50 ea.



**Bumper Bracket Bolts:** Used to mount bumper brackets to frame on front and rear bumpers for all 1964-72 Cutlass-442-H/O. Sold in sets of 4, includes bolts, washers and nuts. One set services one bumper.

**642BBB** Bumper Bracket Bolts 34.50 set



**Washer Head Bolts:** For radiator shroud and front fenders. Used extensively on 1968-77 models. Size is 5/16-18 x 3/4 Black Oxide with 1/2" head size.

**10084** Bolt 1968-77 All models 1.00 ea.



**Bolt with Washer:**

Front fender and hood hinge attaching bolts with washer for all models. Black Oxide. 11110 is used in 90% of applications.

**11109** Bolt 3/8-16 x 1" 2.50 ea.

**11110** Bolt 3/8-16 x 1 1/2" 3.00 ea.



**Shims:** Front fender adjusting shims for all models. Cadmium plated and measures 1 1/8" X 1 1/8" x 1/8" thick.

**5077** Shims (25/pack) 11.00 pkg.



**Wheel Opening Molding Screw Package:** Bright zinc screws fit all models. Sold in a pack of 35.

**9863** Wheel Opening Screws 7.50 pkg.



**Tapping Screw Package:**

4 different sizes commonly applies to horn relay, voltage regulator, headlight housings, and other areas. sold in a package of 40 pieces to service all models.

**2973** Tapping Screw Package 11.00 pkg.



**Suspension Grease fittings:** All models, tie rods, idler arm, u-joints, ball joints, center link, etc. Sold in a pack of 10.

**9257A** Grease Fittings 11.00 pkg.



# LITERATURE

## SHOP SERVICE, ASSEMBLY AND FISHER BODY MANUALS



### Shop Service Manuals

<b>B61RMF</b>	1961 Shop Service Manual	63.00
<b>B62RM</b>	1962 Service Manual Supplement	45.00
<b>B63RM</b>	1963 Shop Service Manual	85.00
<b>B64RM</b>	1964 Shop Service Manual (5 pc set)	109.00
<b>B65RM</b>	1965 Shop Service Manual	98.00
<b>B66RM</b>	1966 Shop Service Manual	98.00
<b>B67RM</b>	1967 Shop Service Manual	98.00
<b>B68RM</b>	1968 Shop Service Manual	98.00
<b>B69RM</b>	1969 Shop Service Manual	98.00
<b>B70RM</b>	1970 Shop Service Manual	98.00
<b>B71RM</b>	1971 Shop Service Manual	98.00
<b>B72RM</b>	1972 Shop Service Manual	98.00
<b>B74RM</b>	1974 Shop Service Manual	65.00
<b>B75RM</b>	1975 Shop Service Manual	65.00
<b>B76RM</b>	1976 Shop Service Manual	65.00
<b>B77RM</b>	1977 Shop Service Manual	65.00



### Fisher Body Manuals

<b>FBM65</b>	1965 Fisher Body Manual	55.00
<b>FBM66</b>	1966 Fisher Body Manual	55.00
<b>FBM67</b>	1967 Fisher Body Manual	55.00
<b>FBM68</b>	1968 Fisher Body Manual	55.00
<b>FBM69</b>	1969 Fisher Body Manual	55.00
<b>FBM70</b>	1970 Fisher Body Manual	55.00
<b>FBM71</b>	1971 Fisher Body Manual	55.00
<b>FBM72</b>	1972 Fisher Body Manual	55.00
<b>FBM73</b>	1973 Fisher Body Manual	55.00
<b>FBM74</b>	1974 Fisher Body Manual	55.00
<b>FBM75</b>	1975 Fisher Body Manual	55.00



### Owner's Manuals

<b>OM65A</b>	1965 Cutlass/442 Owner's Manual	24.50
<b>OM66A</b>	1966 Cutlass/442 Owner's Manual	24.50
<b>OM67A</b>	1967 Cutlass/442 Owner's Manual	24.50
<b>OM68A</b>	1968 Cutlass/442 Owner's Manual	24.50
<b>OM69A</b>	1969 Cutlass/442 Owner's Manual	24.50
<b>OM70A</b>	1970 Cutlass/442 Owner's Manual	24.50
<b>OM71A</b>	1971 Cutlass/442 Owner's Manual	24.50
<b>OM72A</b>	1972 Cutlass/442 Owner's Manual	24.50
<b>OM73A</b>	1973 Cutlass/442 Owner's Manual	24.50
<b>OM74A</b>	1974 Cutlass/442 Owner's Manual	24.50
<b>OM75A</b>	1975 Cutlass/442 Owner's Manual	24.50
<b>OM76A</b>	1976 Cutlass/442 Owner's Manual	24.50
<b>OM77A</b>	1977 Cutlass/442 Owner's Manual	24.50



### Assembly manuals

<b>B65AM</b>	1965 Cutlass Assembly Manual	34.50
<b>B66AM</b>	1966 Cutlass Assembly Manual	34.50
<b>B67AM</b>	1967 Cutlass Assembly Manual	34.50
<b>B68AM</b>	1968 Cutlass Assembly Manual	34.50
<b>B69AM</b>	1969 Cutlass Assembly Manual	34.50
<b>B70AM</b>	1970 Cutlass Assembly Manual	34.50
<b>B71AM</b>	1971 Cutlass Assembly Manual	34.50
<b>B72AM</b>	1972 Cutlass Assembly Manual	34.50
<b>B73AM</b>	1973 Cutlass Assembly Manual	34.50
<b>B74AM</b>	1974 Cutlass Assembly Manual	34.50
<b>B75AM</b>	1975 Cutlass Assembly Manual	34.50
<b>B76AM</b>	1976 Cutlass Assembly Manual	34.50

### 1966-69 Cutlass/442 Wiring Diagram Manuals:

Wiring schematics for 6 cylinder and V8 engines, chassis, Rally Pac Circuit, A/C, and other sections.

<b>WDM66</b>	1966 Cutlass/442 Wiring Diagram	9.50
<b>WDM67</b>	1967 Cutlass/442 Wiring Diagram	9.50
<b>WDM68</b>	1968 Cutlass/442 Wiring Diagram	9.50
<b>WDM69</b>	1969 Cutlass/442 Wiring Diagram	9.50

**1970-71 Engine Assembly Manuals:** Assembly manuals specifically covering the engine section only.

<b>B70EAM</b>	1970 Engine Manual	35.00
<b>B71EAM</b>	1971 Engine Manual	35.00



# LITERATURE & PROMOTIONAL ITEMS



## 1966-72 Illustrated Facts & Feature Manuals:

Information on different models, options, body style identification, wheel options and more.

<b>B66FF</b>	1966 Facts & Features Manual	11.50
<b>B67FF</b>	1967 Facts & Features Manual	11.50
<b>B68FF</b>	1968 Facts & Features Manual	11.50
<b>B69FF</b>	1969 Facts & Features Manual	11.50
<b>B70FF</b>	1970 Facts & Features Manual	11.50
<b>B71FF</b>	1971 Facts & Features Manual	11.50
<b>B72FF</b>	1972 Facts & Features Manual	11.50

## 1968-72 Oldsmobile Inspector

**Code Guides:** Contains break down of letter codes, codes for different available options and other useful information.



<b>B68IC</b>	1968 Oldsmobile Inspector Guide	21.50
<b>B69IC</b>	1969 Oldsmobile Inspector Guide	21.50
<b>B70IC</b>	1970 Oldsmobile Inspector Guide	21.50
<b>B71IC</b>	1971 Oldsmobile Inspector Guide	21.50
<b>B72IC</b>	1972 Oldsmobile Inspector Guide	21.50



**Fusick Automotive Gift Certificates:** Available for any amount and customizable for any occasion. Always the right size and color. Contact us for details.

**'Hurst Equipped' Book:** 188 page hardcover book on the history of the Hurst Equipped automobiles. Interesting information on the complete history of the Hurst Performance Legacy.

**B490** Hurst Equipped Book 43.50



**1965 Hurst Wheel Press Kit:** 32 page reproduction of the press kit Hurst put out in 1965 to showcase their forged aluminum wheels. Includes color Hurst Wheel brochure, directions for the wheels, copies of original documents with test results and interesting articles on the Hurst Wheel.

**B65HW** Hurst Wheel Press Kit 23.50





## Original Cutlass-442-Hurst Olds Literature

We have located a large supply of Original GM Literature. Many of the items are one-of-a-kind so please do not hesitate if there is a certain piece needed. Keep in mind that all following literature is in good USED condition unless otherwise noted.

1962	F-85 Color Catalog (new)	9.99
1963	All Models Prestige Catalog (new)	9.99
1963	All Models Pocket Color Catalog (new)	7.99
1965	All Models Pocket Color Catalog (new)	7.99
1966	All Models Pocket Color Catalog (new)	7.99
1966	All Models Prestige Color Catalog	9.99
1966	Sport Models Color Catalog 442-Toronado-Starfire (new)	9.99



**1975, 1976 & 1977 Uncirculated Sales Brochures:** New, never used dealership sales brochures. 1975 brochure covers all models built in that year, 1976 & 1977 brochures cover the Cutlass, Starfire and Omega models. These are all out of a case lot and have never been removed from the box.

<b>75SALES</b>	1975 Oldsmobile Sales Brochure	10.00 ea.	2 for 18.00
<b>76SALES</b>	1976 Oldsmobile Sales Brochure	10.00 ea.	2 for 18.00
<b>77SALES</b>	1977 Oldsmobile Sales Brochure	10.00 ea.	2 for 18.00


















**1960's Oldsmobile 'Owner Satisfaction' Decal:** Reproduction of an Oldsmobile Service owner satisfaction decal from a 1965 Oldsmobile Service Department information package. Red and silver decal measures 4 1/4" x 4 1/4" and reads: "WE MAKE LITTLE THINGS COUNT...they add up to OWNER SATISFACTION" with the mid-60's Oldsmobile Service logo. A good spirit item for your 1960's Olds.


<b>DC65S</b>	'Owner Satisfaction' Decal	7.00
--------------	----------------------------	------



# DECALS

**1969-77 Air Cleaner Lid Decals:** High quality reproduction decals for the air cleaner lids. All decals are printed on a silver backing with red lettering and black borders, the DC36D for Indy Pace Cars is printed in black only.

<b>DC35</b>	Air Filter Lid Decal	1969-72 Rocket 350 2 Barrel	9.50	
<b>DC36</b>	Air Filter Lid Decal	1969-72 Rocket 350 4 Barrel	9.50	
<b>DC36A</b>	Air Filter Lid Decal	1969-72 Rocket 455 4 Barrel	9.50	
<b>DC36B</b>	Air Filter Lid Decal	1969-72 Rocket 455 2 Barrel	9.50	
<b>DC36C</b>	Air Filter Lid Decal	1969 Rocket 400 4 Barrel	9.50	
<b>DC36D</b>	Air Filter Lid Decal	"Indianapolis Motor Speedway"	9.50	
<b>B134A</b>	Air Filter Lid Decal	1973-74 Rocket 350 2 Barrel	9.50	
<b>B134</b>	Air Filter Lid Decal	'Oldsmobile Rocket 350' 1973-77 4 Barrel	9.50	
<b>B134B</b>	Air Filter Lid Decal	'Oldsmobile 350' 1973-77 4 Barrel	9.50	
<b>B135</b>	Air Filter Lid Decal	'Oldsmobile Rocket 455' 1973-76 4 Barrel	9.50	
<b>B135A</b>	Air Filter Lid Decal	'Oldsmobile 455' 1973-76 4 Barrel	9.50	
<b>DC36F</b>	Air Filter Lid Decal	1977 Rocket 403 4 Barrel	9.50	
<b>DC37</b>	Air Filter Lid Decal	'Ram Rod 350' 1969 W31	9.50	
<b>DC38</b>	Air Filter Lid Decal	'Ram Rod 400' 1969 W30 & W32	9.50	
<b>DC39</b>	Air Filter Lid Decal	'Oldsmobile 442' 1969-73 442 Not O.A.I.	9.50	



**1968 W-31 Ram Rod 350 Front Fender Decals:** High quality rub-on vinyl decal used on 1968 Cutlass W-31 models. Located on front fenders, behind the front side marker lights.

<b>DC33B</b>	Black 1968 Ram Rod 350 Decal	12.00 ea.
<b>DC33W</b>	White 1968 Ram Rod 350 Decal	12.00 ea.



**1969 W-30 & W-31 Front Fender Decals:** Rub-on vinyl decals are used on front fenders for 1969 W-30 and W-31 models.

<b>DC30</b>	White 1969 W-30 Decal	7.50 ea.
<b>DC30A</b>	Black 1969 W-30 Decal	7.50 ea.
<b>DC31</b>	White 1969 W-31 Decal	8.00 ea.
<b>DC31A</b>	Black 1969 W-31 Decal	8.00 ea.

**W-30 350**

**W-31**

**H/O 455**

**1969 Hurst/Olds Hood Scoop Decals:** 1969 'H/O 455' Decal in black & gold vinyl. Sold in pairs for left and right side of H/O hood scoop. Decal has correct angle to match scoop angle.

<b>DC34</b>	1969 H/O Hood Scoop Decals	37.00 pair
-------------	----------------------------	------------

**Engine Code Decals:** Usually located on oil filler tube. Red printing on a white background.

<b>DC1A</b>	Engine Code Decal	QW	1966-67 400 4 Barrel 4 Speed	4.50
<b>DC1B</b>	Engine Code Decal	QR	1965-67 400 4 Barrel Auto Trans	4.50
<b>DC1C</b>	Engine Code Decal	QN	1966-67 330 4 Barrel W/O AC	4.50
<b>DC1D</b>	Engine Code Decal	QP	1966-67 330 4 Barrel with AC	4.50
<b>DC1E</b>	Engine Code Decal	QA	1966-67 330 2 Barrel W/O AC	4.50
<b>DC1F</b>	Engine Code Decal	QZ	1966 Tri-Power (3 2 barrels)	4.50
<b>DC1</b>	Engine Code Decal	QR	1968-69 400 4 Barrel Auto Trans W/O AC	4.50
<b>DC2</b>	Engine Code Decal	QW	1968-69 4 Barrel Stick W/O AC	4.50
<b>DC2A</b>	Engine Code Decal	QS	1968-69 400 4 Barrel Auto Trans with AC	4.50
<b>DC2B</b>	Engine Code Decal	TN	1968 350 4 Barrel Auto Trans	4.50
<b>DC3</b>	Engine Code Decal	QV	1968-69-70 350 Stick	4.50
<b>DC4</b>	Engine Code Decal	QN	1968-69-70-71-72 350 4 Barrel A/T W/O AC	4.50
<b>DC4A</b>	Engine Code Decal	QB	1968-69-70-71-72 350 2 Barrel with AC	4.50
<b>DC4B</b>	Engine Code Decal	QA	1968-69-70-71 350 2 Barrel W/O AC	4.50
<b>DC4C</b>	Engine Code Decal	QP	1968-69-70-71-72-73-74 350 4 Barrel with AC	4.50
<b>DC5</b>	Engine Code Decal	QE	1968-69 Hurst Olds, 1971-72-73 350 4 Speed	4.50
<b>DC6</b>	Engine Code Decal	QX	1968-69 W-31 Stick	4.50
<b>DC7</b>	Engine Code Decal	QT	1968-69 W30 Auto Trans, 1973 Auto Trans w/ AC	4.50
<b>DC8</b>	Engine Code Decal	QU	1968-69 W30 Stick	4.50
<b>DC8A</b>	Engine Code Decal	QL	1968-69 W32 Auto Trans	4.50
<b>DC9</b>	Engine Code Decal	TS	1970-71 W30 Stick	4.50
<b>DC10</b>	Engine Code Decal	TW	1970-71 455 Auto Trans W/O AC	4.50
<b>DC11</b>	Engine Code Decal	TU	1970-71 455 4 Speed	4.50
<b>DC12</b>	Engine Code Decal	QD	1969-70 W31 Auto Trans	4.50
<b>DC13</b>	Engine Code Decal	TT	1970-71 W30 Auto Trans	4.50
<b>DC15</b>	Engine Code Decal	TL	1970 W30 Auto Trans with AC	4.50
<b>DC15A</b>	Engine Code Decal	TP	1970-71 455 Auto Trans with A/C	4.50
<b>DC15B</b>	Engine Code Decal	TV	1970 455 High Compression with A/C (W32)	4.50
<b>DC15X</b>	Engine Code Decal	TX	1970 SX, 1971 Low Compression 455 2 brl	4.50
<b>DC16</b>	Engine Code Decal	UO	1972 W30 Auto Trans	4.50
<b>DC17</b>	Engine Code Decal	UL	1972 W30 Stick	4.50
<b>DC18</b>	Engine Code Decal	QK	1972 350 4 Barrel Stick with A/C	4.50
<b>DC19</b>	Engine Code Decal	UD	1972 455 4 Speed Stick	4.50
<b>DC20</b>	Engine Code Decal	UA	1972-73-74 455 Auto Trans	4.50
<b>DC20B</b>	Engine Code Decal	UB	1972 455 Auto, with A/C	4.50

QW QW

QR QR

QZ QZ

TN TN

QN QN

QA QA

QE QE

TS TS

QD QD

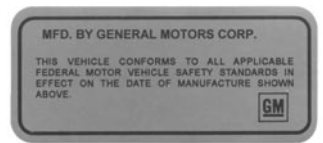
TT TT

TP TP

UL UL

**Tire Pressure and Door Jamb Decals:** I.D. Number decal is shipped blank. You need to fill in the appropriate VIN information. GM Mark of Excellence is a chrome foil decal with blue background.

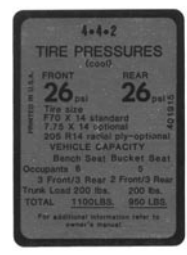
DC21	Manufacturers I.D. Number Decal (2 piece)	1970-75 all	11.00
DC22	"GM Mark of Excellence" Door Decal	1966-72 all	5.00
DC23	Tire Pressure Decal (door jamb)	1966 all	5.00
DC24	Tire Pressure Decal (door jamb)	1967 all	5.00
DC25A	Tire Pressure Decal (door jamb)	1968 442 & Hurst Olds	5.00
DC25D	Tire Pressure Decal (door jamb)	1968 Cutlass	5.00
DC25	Tire Pressure Decal (door jamb)	1969 442	5.00
DC25E	Tire Pressure Decal (door jamb)	1969 Cutlass	5.00
DC25B	Tire Pressure Decal (door jamb)	1970 Cutlass	5.00
DC25C	Tire Pressure Decal (door jamb)	1970 442	5.00
DC26	Tire Pressure Decal (door jamb)	1969 Hurst Olds	5.00
DC27	Tire Pressure Decal (glove box)	1971-72 all	5.00
DC26A	Tire Pressure Decal (glove box)	1973 Cutlass all exc. H.O.	5.00
DC26B	Tire Pressure Decal (glove box)	1973 Hurst Olds	5.00
DC26C	Tire Pressure Decal (glove box)	1975-76 all Cutlass	5.00



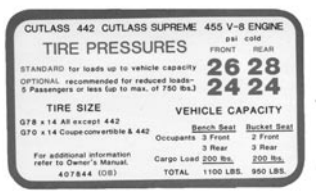
GM Restoration Parts **DC21**



**DC22**  
GM Restoration Parts



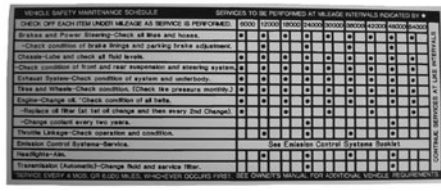
**DC25A**



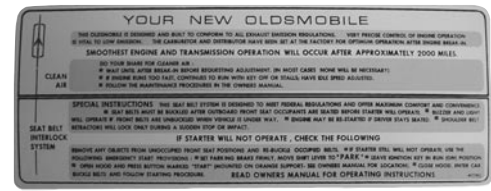
**DC25C**

DC27A	Glove Box Maintenance Decal	1971-72 all	6.50
DC27B	"Your New Olds" Sun Visor Decal	1973 all	6.50

**DC27A**



**DC27B** GM Restoration Parts



**DC40**



GM Restoration Parts

**DC48B**



**DC43**

**Engine Compartment Decals:** Best quality decals on the market.

DC40	"Keep your GM car All GM" Air filter Decal	1968-77 all	6.50
DC41	Ram Air Car Maintenance Air Filter Decal	1968-69 442 O.A.I.	11.00
DC42	Alignment Stripes for Radiator Cap	1968-77 all	4.00
DC43	Engine Cooling System Decal	1970-72 all	5.00
DC44	Frigidaire A/C Compressor Decal	1967-75 all w/ Frigidaire	7.00
DC44A	GM Anti-Freeze Coolant Protection Decal	1961-77 all	5.00
DC45	442 Valve Cover Engine Specs Decal	1967 442	9.50
DC46	Air Filter Maintenance Decal	1965 330 Engine	5.00
DC47	Windshield Washer Glass Bottle Decal	1964-67 all	8.50
DC48B	Doctor OLDS Decal (Multi-Color Die Cut)	All W Machines	6.50
DC49	Sun Visor Decal (right visor)	1972 all	6.00
DC101	Air Filter Maintenance Decal	1966-67 330 Engine	6.50
DC102	Ultra High Frequency Decal	1966 w/ electronic ignition	12.00
DC103	Battery Connection Instructions	1964-65 all	6.50
DC104	Engine Cooling and Fan Warning Decal	1964-65 all	6.50

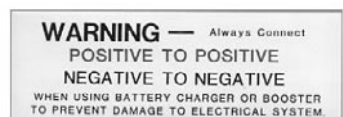


GM Restoration Parts **DC44A**

**DC47** GM Restoration Parts



**DC104**



**DC103**

**DC102**



**Exhaust Emission and Tune-Up Specifications Decal:** Usually located on radiator shroud except for DC45 which is a valve cover application. \*Printed on aluminum type material.

DC45	*Valve Cover Engine Specifications	1967 442	9.50	Restoration Parts
DC45A	*Valve Cover Engine Specifications	1967 330 V8, 250 HP	9.50	Restoration Parts
DC45B	*Valve Cover Engine Specifications	1967 330 V8, 320 HP	9.50	Restoration Parts
DC45C	*Valve Cover Engine Specifications	1967 400 Turnpike Curiser	9.50	Restoration Parts
DC50	*Emission & Tune-up	OM 1968 W30	8.50	Restoration Parts
DC51	*Emission & Tune-up	OK 1968 400 Stick	8.50	Restoration Parts
DC51A	*Emission & Tune-up	OC 1968 400 A/T	8.50	Restoration Parts
DC52	*Emission & Tune-up	OB 1968 350 4 Barrel	8.50	Restoration Parts
DC52A	*Emission & Tune-up	OA 1968 350 2 Barrel	8.50	Restoration Parts
DC53	*Emission & Tune-up	OV 1969 400 A/T	8.50	Restoration Parts
DC53A	*Emission & Tune-up	OT 1969 350 2 Barrel	8.50	Restoration Parts
DC54	*Emission & Tune-up	06 1969 Hurst	8.50	Restoration Parts
DC55	*Emission & Tune-up	OX 1969 400 Stick	8.50	Restoration Parts
DC56	*Emission & Tune-up	OU 1969 350 4 Barrel	8.50	Restoration Parts
DC57	*Emission & Tune-up	OY 1969 W30	8.50	Restoration Parts
DC58	*Emission & Tune-up	03 1969 W31	8.50	Restoration Parts
DC59	Emission & Tune-up	OF 1970 W30 Auto Trans	7.50	Restoration Parts
DC60	Emission & Tune-up	SI 1970 W31	7.50	Restoration Parts
DC61	Emission & Tune-up	OJ 1970 Rallye 350	7.50	Restoration Parts
DC61A	Emission & Tune-up	OM 1970 442 Auto Trans	7.50	Restoration Parts
DC61B	Emission & Tune-up	SP 1970 W30 4 Speed	7.50	Restoration Parts
DC61C	Emission & Tune-up	SJ 1970 350 4 Barrel Auto	7.50	Restoration Parts
DC61D	Emission & Tune-up	SO 1970 350 2 Barrel Auto	7.50	Restoration Parts
DC61E	Emission & Tune-up	SH 1970 350 2 Barrel Stick	7.50	Restoration Parts
DC61F	Emission & Tune-up	SF 1970 350 4 Barrel Stick	7.50	Restoration Parts
DC61G	Emission & Tune-up	SE 1970 442 455 Stick	7.50	Restoration Parts
DC61H	Emission & Tune-up	ON 1970-71 Cutlass SX Models	7.50	Restoration Parts
DC62	Emission & Tune-up	OE 1971 W30 except AC	7.50	Restoration Parts
DC63	Emission & Tune-up	OB 1971 350 4 Barrel	7.50	Restoration Parts
DC64	Emission & Tune-up	OA 1971 350 2 Barrel	7.50	Restoration Parts
DC65	Emission & Tune-up	OG 1971 455 4 Barrel Auto Trans	7.50	Restoration Parts
DC66	Emission & Tune-up	OK 1971 455 442 with AC exc W30	7.50	Restoration Parts
DC67	Emission & Tune-up	OL 1971 W30 Auto Trans with AC	7.50	Restoration Parts
DC68	Emission & Tune-up	OF 1971 455 2 Barrel Auto Trans	7.50	Restoration Parts
DC73	Emission & Tune-up	OD 1971 455 442 4 Brl exc W30 & AC	7.50	Restoration Parts
DC74	Emission & Tune-up	SA 1972 350 2 Barrel	7.50	Restoration Parts
DC75	Emission & Tune-up	SC 1972 350 4 Barrel Stick	7.50	Restoration Parts
DC76	Emission & Tune-up	SD 1972 350 4 Barrel Auto Trans	7.50	Restoration Parts
DC77	Emission & Tune-up	SG 1972 W30	7.50	Restoration Parts
DC78	Emission & Tune-up	SF 1972 455 4 Barrel Stick	7.50	Restoration Parts
DC79	Emission & Tune-up	SH 1972 455 4 Barrel Auto Trans	7.50	Restoration Parts
DC130	Emission & Tune-up	OP 1973 350 4 Barrel Auto Trans	7.50	Restoration Parts
DC132	Emission & Tune-up	SF 1973 Hurst Olds	7.50	Restoration Parts
DC134	Emission & Tune-up	OD 1973 455 4 Barrel	7.50	Restoration Parts
DC136	Emission & Tune-up	OC 1974 350 4 Barrel	7.50	Restoration Parts
DC138	Emission & Tune-up	OR 1974 Hurst Olds	7.50	Restoration Parts



DC45



DC45A



DC45B



DC45C



DC54



DC61B



DC61F



DC61H



DC67

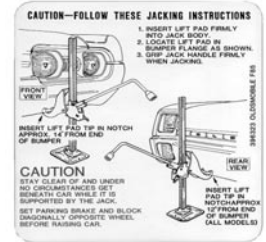


DC79

DC134



DC140	Emission & Tune-up Decal	OK	1975 350 4 Barrel	7.50
DC142	Emission & Tune-up Decal	ST	1975 Hurst W30	7.50
DC144	Emission & Tune-up Decal	ST	1975 455 4 Barrel	7.50
DC146	Emission & Tune-up Decal	SJ	1976 350 Auto Trans	7.50
DC148	Emission & Tune-up Decal	OJ	1976 455 4 Barrel	7.50
DC150	Emission & Tune-up Decal	OD	1977 350 4 Barrel	7.50
DC152	Emission & Tune-up Decal	SH	1977 403 4 Barrel	7.50
DC154	Emission & Tune-up Decal	SH	1977 442 403 4 Barrel	7.50



DC84

DC142



**Trunk Compartment Lid Decals:** Jack Instruction decals are applied to the right side of trunk lid while jack stowage is to the left of Jack Instruction decal.

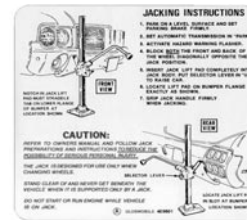
DC80	Jack Instructions Decal	1962 all	7.50
DC81	Jack Instructions Decal	1964 all	6.50
DC82	Jack Instructions Decal	1965 all	6.50
DC83	Jack Instructions Decal	1966 all	6.50
DC84	Jack Instructions Decal	1967 all	6.50
DC85	Jack Instructions Decal	1968 all	6.50
DC86	Jack Instructions Decal	1969 all	6.50
DC87	Jack Instructions Decal	1970 all	6.50
DC88	Jack Instructions Decal	1971 all	6.50
DC89	Jack Instructions Decal	1972 all	6.50
DC180	Jack Instructions Decal	1973 all	6.50
DC181	Jack Instructions Decal	1974 all	6.50
DC182	Jack Instructions Decal	1975 all	6.50
DC184	Jack Instructions Decal	1976-77 all	6.50



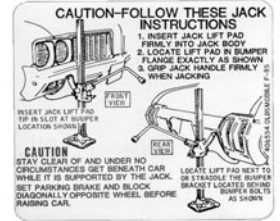
DC82



DC86



DC89




DC87

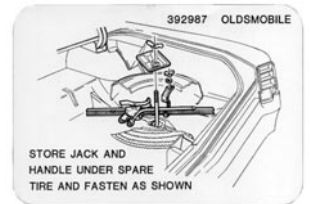


DC184

DC90	Jack Stowage Decal	1964 all	6.50
DC91	Jack Stowage Decal	1965 all	6.50
DC92	Jack Stowage Decal	1966-67 all	6.50
DC94	Jack Stowage Decal	1968 all	6.50
DC95	Jack Stowage Decal for Specialty Wheel only	1969-72 all	6.50
DC96	Jack Stowage Decal for Standard Wheel only	1969-72 all	6.50
DC186	Jack Stowage Decal for Standard Wheel only	1973-74 all	6.50
DC188	Jack Stowage Decal for Specialty Wheel only	1973-75 all	6.50
DC190	Jack Stowage Decal for Standard Wheel only	1975 all	6.50
DC194	Jack Stowage Decal for Standard Wheel only	1976-77 all	6.50
DC196	Jack Stowage Decal for Specialty Wheel only	1976-77 all	6.50
DC97	Anti-Spin Differential Trunk Lid Decal	1964-75 all with Posi	6.50
DC97A	Anti-Spin Differential Trunk Lid Decal	1976-77 all with Posi	6.50
DC98	Jack Assembly Caution Decal	1962-72 all	6.50



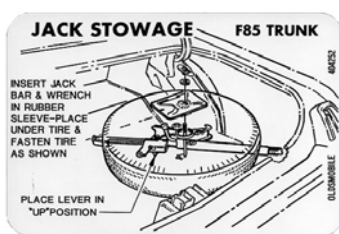
DC90



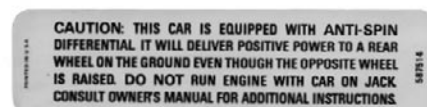
DC92



DC95



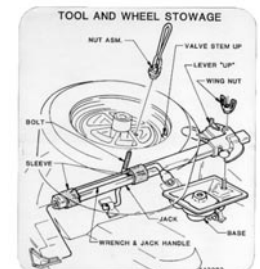
DC96



DC97



DC98



DC196



**NATIONAL ANTIQUE OLDSMOBILE CLUB:** Dedicated to the preservation, restoration, and enjoyment of all Oldsmobiles built between 1897 and 1978. National Antique Oldsmobile Club, Inc., 121 N Railroad Street, Myerstown, PA 17067. website: antiqueolds.org email: membership.naoc@yahoo.com If you are interested in joining the club, please ask us to include a membership application with your order.



**OLDSMOBILE CLUB OF AMERICA:** For information on the club with over 7000 active members and 25 chapters worldwide, write: Oldsmobile Club of America, Inc., P.O. Box 80318, Lansing, MI 48908. The Olds Club of America website address is: www.oldsclub.org. check out their website for information on joining and current dues.

**OLDSMOBILE PERFORMANCE CLUB:** Dedicated to Performance Oldsmobiles with a monthly e-newsletter called W-Machines Magazine that includes performance tips, historical information, technical information, parts locating, and more all geared towards performance Oldsmobiles. For information on joining contact: Olds Performance Club c/o Paul Tortorici S&P Tees P.O. Box 4012 South Hackensack, NJ 07606 or visit www.wildaboutcars.com for more info.



**HURST OLDSMOBILE CLUB:** Dedicated to the preservation of Hurst/Oldsmobiles only. Newsletter packed with information, parts locating, and more. For further details contact: Hurst Oldsmobile Club, 304 South Clippert Street, Lansing, Michigan 48912 or go to their website www.hurstolds.com.

For various **USED** parts such as sheet metal, consoles, OAI hoods and air cleaners, accessories, and other parts where used will sufficiently do the job and new is impossible to find, contact the following individuals. All individuals are responsible quality minded OLDSMOBILE enthusiasts.

Ron's Classic Cutlass  
3711 East Lake Rd. 28W  
Monticello, IN 47960  
Phone: 574-583-9763  
Fax: 574-583-2009  
Email: classiccutlass@comcast.net

Ed Fochi  
474 Long Avenue  
Manasquan, New Jersey 08736  
Phone: 201-417-3596  
E-Mail: bonniejf@optonline.net

GM Sports, Inc.  
2403 Stagecoach Road  
Stockton, CA 95215  
Phone: 209-462-4300  
Fax: 209-462-4302  
website: gmsports.com

Ashley Jones  
Vintage Tin Unlimited  
5250 Billwood Hwy  
Potterville, MI 48876  
Phone: 517-819-9840  
Email: jonesa345@gmail.com

Restored Consoles &  
Console Restorations  
Jeff Herboltzheimer  
H & H Classic Auto  
13415 Heimberger Road  
Baltimore, OH 43105  
Phone: 740-862-5229  
Email: sales@hhclassicauto.com  
Website: hhclassicauto.com

# INDEX

Part	Page	Part	Page	Part	Page
<b>A</b>		<b>C</b>		<b>F</b>	
A-Frame Seals	76	Coat Hooks	95	Floor Mats, Accessory Rubber	117
Accelerator Pedals	109	Coil Spring, Suspension	63	Floor Pans	30
Adhesive, Weatherstrip	82	Console, Bezel and Inserts	105	Front Bumper Plastic Shield	33
Air Filters	40	Console Lenses	107	Freeze Plugs	72
Air Filter Aluminum Plates & Retainer	75	Convertible Tops & Boots	114-115	Fresh Air Cables and Knobs	95
Air Cleaner, O.A.I. Top & Base	73	Convertible Top Cylinders/Pumps	114	Fuel Pumps	68
Applique, Dash Control	101-102	Convertible Top Latches	115	Fuel Tanks	67
Antenna Mast, Mounting Pads	37	Convertible Top Switches	115	Fuel Lines, Steel, pump to carb.	66
Antenna Plastic Nut	37	Convertible Tack Strips	115	Fuel Line Clip Sets	65
Arm Rest Pads & Chrome Bases	93-94	Courtesy Lenses	110	<b>G</b>	
Ash Tray, Dashboard	104	Cowl Lacing Strip	36	Gas Caps	1 68
Ash Tray, Rear Armrest	112	Cylinder, Brake Master, and Wheel	58-60	Gas Door Assembly	28
Assembly Manuals	127	<b>D</b>		Gasket, Door Handle & Lock Cylinder	80
Axle Bearings and Seals	50	Dash Bead Chrome Molding	100	Glove Box insert	113
<b>B</b>		Dash Bezels	100-103	Grilles	10-11
Back Up Lenses & Light Housings	24	Dash Control Appliques	101-103	Grommet, Battery Cable Rubber	41
Backing Plates, Disc Brake	60	Dash Woodgrain Inserts	101	Grommet, Sun Visor Support	98
Ball Joints	62	Decals, Engine and Body	130-134	Grommets, Valve Cover	71
Battery Cables	41	Deflector, Front Bumper	33	Ground Strap, Engine	41
Battery Cable Tubes	42	Distributor Cap and Rotor	40	<b>H</b>	
Battery Tray and Hold Down Parts	41	Dome Light Lenses and Housings	110	Harmonic Balancer	64
Belts, Fan, P/S, Alt., A/C	51	Door Edge Guards	15	Harnesses, Wiring	42-45
Bezels, Console	105	Door Handles, Exterior	15	Headlight Bezels	12
Bezels, Dash Instrument Cluster	100	Door Handles, Interior	111	Headlight Buckets	13
Bezels, Side Marker	17	Door Hinges	34	Headlight Housings	12
Bezels, Tail Lights	16	Door Jamb Striker	35, 112	Headlight Switches	47
Body Decals and Stencil Kits	120-121	Door Jamb Wiring Boot	34	Headliners	97
Body Mount Kits	37	Door Lock Buttons	95	Headrest Assembly	91
Body Side Moldings, Supreme	20	Door Panels and Seat Kits	86-90	Headrest, chrome locks	91
Boot, Clutch Fork	56	Door Sill Plates	117	Heater Control Valve	54
Boot, Floor Shift Rubber	108	Drip Rail Moldings	18	Hinges, Door	34
Bracket, OAI Hood Lock	19	Dual Gate Top Plate	105	Hinges, Hood	36
Bracket, Bucket Seat Mounting	32, 91	<b>E</b>		Hood Insulation Pads	76
Bracket, Console Mounting	106	Emblems, 442	2-3	Hood Locks, Chrome	19
Brake, Power Booster	59	Emblems, Cutlass	4	Hood Louvers, Chrome	13
Brake Hoses, Shoes & Pads	60	Emblems, Cutlass Supreme	8	Hood Moldings, Chrome	14
Bulbs, Interior and Exterior	45	Emblems, C/S, S	7	Hood Release 'T'Handles	19
Bumpers, Front and Rear Chrome	27	Emblems, Interior	99	Hood Scoop	33
Bumper Bolts	28	Emblems, Hurst/Olds	9	Horn Assemblies	39
Bumper Fillers, Rubber	28	Emblems, Oldsmobile	5	Horn, Contact, & Button	100
Bumper, Hood, Door Rubber	80	Emblems, Rocket	6	Hoses, Radiator and Heater	53
Bumper, Suspension Rubber	62	Emblems, Vista Cruiser	21	Hose, Power Steering	50
Bushings, Control Arm	62-63	Engine Gasket Sets	69	Hub Caps	38
<b>C</b>		Engine Paint	70	Hurst/Olds Emblems	9
Cables, Brake	61	Exhaust Manifolds	72	Hurst/Olds, Hood Scoop	33
Cables, Speedometer	65	Exhaust Manifold Heat Shroud	72	Hurst/Olds Mirrors	22
Cables, Throttle	65	Exhaust Manifold Lock Washers	72	Hurst/Olds Stripe Kits	120-121
Cables, Shifter	58	Exhaust Tips, Chrome Trumpets	17	<b>I</b>	
Cables, Transmission Kick Down	57	<b>F</b>		Ignition Bezel	103
Carburetor Rebuild Kits	66	Fan Shrouds	55	Ignition Switches	46
Carpet Set, Door Panel Carpet	116	Fasteners and Clips	122-126	Ignition Wire Set	40
Center Caps, Wheel	38	Fenders	29	Indicator, Shifter Lens	106
Console Box Insert/ Hinge	106	Fender Cowl Moldings	14	Instrument Cluster Lens and Bezel	100
Control Arms, Front Suspension	62	Fender Extention Moldings	14	Insulation, Kick Panel, Under Dash	113
Cowl Assembly	32	Fender Ornament, 1966 442	15	Insulation, Under Hood	76
Choke Stoves & Rods	66	Filler Panel, Rear Deck	31	Insulator, Radiator Rubber	55
Choke Tubes	66	Firewall Grommets	80	Interior, Door Handles	111
Clamp, Radiator Hose Plastic	52	Firewall Insulation	113	Interior, Seat Covers, Door panels	86-90
Clamps, Radiator and Heater Hose	53	Fisher Body Manuals	127	Interior, Window Crank Handles	111
Clutch 'Z' Bars	56				



Part	Page	Part	Page	Part	Page
<b>J</b>		<b>P</b>		<b>S</b>	
Jack Shaft Insulator	119	Package Tray, Rear Speaker Shelf	98	Spoiler, W35	33
Jack Stop Bracket	32	Pad, Arm Rest	94	Stabilizer Link Kits & Bushings	62
Jar, Washer Fluid	77	Pad, Rubber Brake-Clutch Pedal	109	Starter Shield	68
Jute Insulation, Package Tray	98	Pad, Windshield Pillar	95	Steel Fuel Lines	66
Jute Insulation, Under Dash	113	Padding, Seat Foam	91	Steering Center Link & Idler Arm	64
<b>K</b>		Paint, Engine	70	Steering Wheel & Parts	100
Kick Down Cable, Transmission	57	Paint, Trunk Spatter	118	Sun Visor Assemblies	97-98
Kick Panels	95	Paint, Wheel	38	Sun Visor Brackets	96
Kick Panel Insulation	113	Parking Light Lenses	23	Sun Visor Accessory Mirror	98
Knob, Heater Control	101	Piping, Bucket Seat Chrome	92	Sway Bar, Front and Rear	64
Knob, Shifter	108	Plastic Inner Fender Wells	76	Switches, Convertible Top	115
Knobs, Dash Control	103	Power Brake Booster	59	Switches, Electrical	46-49
Knobs, Fresh Air Pull	95	Power Door Lock Buttons	111	<b>T</b>	
Knobs, Radio & 8 Track Player	103	Power Steering Hoses	50	Tail Light Bezels	16
<b>L</b>		Power Steering Gearbox Kit	50	Tail Light Lenses & Gaskets	25-26
Lenses, Dome and Courtesy	110	Power Steering Pump Kit	50	Tail Pipe Hangers	61
Lenses, Park, Tail, Back-up	23-26	Power Window Switches	111	Thermostat, & Housing	52
Lens, Console (P-R-N-D-L)	106	Power Window Motors	39	Throttle Cable	65
Lever, Turn Signal, Tilt Wheel	104	Premium Fuel Cap	68	Tie Rods and Ends	64
License Plate Bracket	29	Pulley, Water Pump, Crankshaft	51	Top Pumps and Cylinders	114
Literature	127-129	<b>Q</b>		Transmission Humps	31
Locks, Chrome OAI Hood	19	Quarter End Cap Moldings	15	Transmission Inspection Covers	57
Locks and Keys, Door, Trunk, Ignition	79	Quarter End Cap Seals	36	Transmission Mounts	70
Louvers, Chrome Hood	13	Quarter Panel Rubber Extension	33	Trumpet Exhaust Tips	17
Lug Nuts, Wheel	38	Quarter Panels	29	Trunk Divider Panel	119
Lug Wrench Clips	119	Quarter Window Sash Channels	84	Trunk Edge Moldings	16
<b>M</b>		Quarter Window Weatherstrip	84	Trunk Floors	31
Manual, Assembly	127	<b>R</b>		Trunk Lids	31
Manual, Shop and Body	127	Radiator Caps	52	Trunk Mat	118
Map Light, Under Dash	102	Radiator Core Support	32	T-Top Weatherstrips	82
Marker Lamp, Side Front and Rear	17	Radiator Core Support Bushings	37	Tune-up Kit, Ignition Parts	40
Master Cylinders	58	Radiator Hoses and Clamps	53	Turn Signal and Tilt Wheel Levers	104
Mirror, Inside	96	Radiator Shroud	55	<b>U-V</b>	
Mirror, Side View, & Gaskets	22	Radiator Shroud Seals	54	Under Dash Insulation	113
Mirror Brackets, Inside	96	Radiator Top Plate	55	Universal Joint	61
Molding Clips	124-125	Rear End Cover, W27	39	Vacuum Motor, O.A.I.	73
Moldings, Drip Rail	18	Rear Quarter Windlace	113	Valve Covers and Vent Pipes	71
Moldings, Hood and Fender Extension	14	Reflector, Door Panel	116	Valve Cover Grommets	71
Moldings, Quarter Extension	15	Regulators, Window	34	Valve, Differential Vent Plastic	39
Moldings, Vinyl Top	18	Repair Manuals, Shop	127	Vent, Door Jamb	107
Moldings, Wheel Opening	18	Roller Assembly, Quarter Window	35	Vinyl Top Moldings	18
Motor, Power Window	39	Roof Rail Weatherstrips	81	Visor Vanity Mirror	98
Mount, Body & Core Support	37	Rubber Bumper Fillers	28	Voltage Regulator	49
Mount, Motor & Transmission	70	Rubber Insert, Rear Bumper	28	<b>W-X-Y-Z</b>	
Muffler Hangers	61	<b>S</b>		Water Pumps	52
<b>N-O</b>		Screw Package, Interior and Tapping	126	Weatherstrip, Door and Roof Rail	81
O.A.I. Air Cleaner Assembly	73	Scoops, OAI Front Bumper	74	Weatherstrip, Quarter Window	84
O.A.I. Air Cleaner Base	73	Seal, OAI Air Cleaner Foam	73	Weatherstrip, Trunk	118
O.A.I. Bumper Scoops and Hoses	74	Seals, A Frame	76	Weatherstrip, Vent Window	82
Oil Dipsticks and Tubes	69	Seals, Shift Lever Nylon	106	Wheel Bearings and Seals	50
Oil Filler Caps and Tube	69	Seat Back Chrome Locks	92	Wheel Center Caps	38
Oil Pan	69	Seat Backs and Lower Panels	92	Wheel Opening Moldings	18
Oil Pressure Sending Unit	49	Seat Belts	116	Wheel Parts, SSI, and SSII	38
Oldsmobile Scripts	5, 8	Sheet Metal and Related Parts	29-33	Wheel Trim Rings	38
Opera Window Moldings	20	Shifter Boots and Seals	108	Window Channel Kits (Fuzzies)	83
Outer Wheelhouses	30	Shifter Cables	58	Window Crank Handles	111
Outside Door Handles	15	Shock Absorbers	64	Windshield Washer Jars and Parts	77
Outside Rear View Mirrors	22	Sound Deadener, Carpet to Floor	113,116	Windshield Wiper Arms, Blades	78
Overflow Bottle, Radiator	52	Spare Tire Cover	118	Windshield Wiper Motor	78
		Spark Plugs & Plug Wire Sets	40	Wiring Harnesses	42-45
				Woodgrain Appliques	101-105